Stockbridge

Where Community Connects

Council Budget Retreat Agenda
August 10, 2023 9:00 AM

STOCKBRIDGE

CITY COUNCIL

Mayor

Anthony Ford

Mayor Pro Tem Yolanda Barber

Councilman Elton Alexander

Councilman John Blount

Councilwoman LaKeisha Gantt

Councilman Alphonso Thomas

CITY MANAGER

Frederick Gardiner

CITY CLERK

Vanessa Holiday

CITY TREASURER

John Wiggins

CITY ATTORNEY

Quinton G. Washington

Samantha Embry

MACON MARRIOTT CITY CENTER

240 COLISEUM DRIVE

MACON, GA 31217

Website: www.stockbridgega.org

Phone: 770-389-7900

Fax: 770-389-7912

Stockbridge

Where Community Connects

AGENDA
COUNCIL BUDGET RETREAT
CITY OF STOCKBRIDGE

THURSDAY, AUGUST 10, 2023 9:00 AM

CALL TO ORDER

INVOCATION

PLEDGE OF ALLEGIANCE

ROLL CALL

ADOPTION OF THE AGENDA

PUBLIC COMMENTS - All persons wishing to speak for public comment must sign in with the City Clerk prior to the beginning of the meeting. You must sign your name, address, and phone number. You will be able to address the Mayor and Council for three (3) minutes. Speakers must respect all members of the elected body, officials, and staff. Defamation, unruliness and/or swearing will not be tolerated while meetings are in session.

NEW BUSINESS

1 Welcome and Introductions - Proposed FY2024 Budget - Presented by: Frederick Gardiner

2 Financial Advisor - Presented by: Edmund Wall

3 Finance Department - Presented by: John Wiggins

4 Governing Body - Presented by: Rosalynd Rawls

5 Human Resources - Presented by: Renee Wheeler

6 Amphitheater - Presented by: Harold Young

7 Municipal Court - Presented by: Genea Stanley

8 Community Development - Presented by: Frederick Gardiner

9 Police Department - Presented by: Frank Trammer

EXECUTIVE SESSION (Exemptions to the Georgia Open Meetings Acts)

ADJOURNMENT

Stockbridge

Where Community Connects

Proposed FY 24 Budget

John Wiggins

2024 Budget

Stockbridge
Where Community Connects

MAYOR
Anthony S. Ford

COUNCIL MEMBERS

Elton Alexander
Yolanda Barber
John Blount
LaKeisha T. Gantt
Alphonso Thomas

CITY MANAGER
Frederick Gardiner. AICP

DRAFT MEMORANDUM

TO: **Mayor and Council**

From: **CMO Frederick Gardiner**

Date: **August 4, 2023**

Re: **Proposed FY 2024 Budget**

It is my pleasure to present the Draft Operating Budget and Capital Improvement Program (CIP) for the fiscal year beginning January 1, 2024, and ending December 31, 2024.

The total operating budget with the General Fund for FY 2024 is projected at $26,711,635, with expenses projected at $26,664,769 for an excess of $46,866 over expenses. The Capital Improvement Plan for FY24 is projected at $19 million, with $17.4 million being funded via our TSPLOST and SPLOST programs. Roughly $1.5 million is funded via the general fund.

Stockbridge is growing tremendously, adding over 6,700 new residents to the City in January 2023. Moreover, there are over 3200 housing units approved and or under development within the City, which over time will drive the demand for additional services. The proposed budget is intended to place the City of Stockbridge in the position of serving its citizens at the highest level during 2024 and in the future. The proposed budget underscores the City's commitment to excellent service and ensuring sound economic principles, allowing for a healthy financial outlook. In addition, the proposed FY 2024 budget proposes to enhance the cultural enjoyment of citizens and provide the foundation for economic development and our advancement into the future. The amphitheater will continue to enhance the opportunity for the City's exposure in our state and region.

Listed are key aspects of the FY 2024 Budget:

Proposed Budget for Fiscal Year Ending December 31, 2024

Submitted by:

Frederick Gardiner, City Manager

Vanessa Holiday, City Clerk

John Wiggins, Treasurer

MAYOR AND COUNCIL



Anthony S. Ford

Lakeisha T. Gantt

Yolanda Barber

Alphonso Thomas

Elton Alexander

John Blount

Table of Contents

Budget Calendar	**6**
Personnel Overview	**7**
Annual Operating Budget & Capital Improvement Policy	**11**
Budget Summary	**17**
Revenues	**21**
Expenditures	**49**
Capital Improvement Plan	**120**
Appendix	**130**

City of Stockbridge, Georgia
Fiscal Year 2024 Budget Calendar

Dates:	Action:
May 5	Distribute Budget worksheets to Dept Heads
May 10-11	City Manager Budget Retreat
June 2	Capital Budgets due to City Manager & Finance Officer
July 7	Capital Budget Review and Assessment
July 21	Draft Budget Review by Manager & Finance Officer
August 10 - 11	Mayor & City Council Budget Retreat
October 9	Submit Final Draft Budget to Mayor and Council
November 13	Public Hearing Meeting #1
November 28	Public Hearing Meeting #2
December 11	Budget Adoption @ City Council Meeting

Stockbridge
Where Community Connects

PERSONNEL SUMMARY

City of Stockbridge --- 2023 Budgeted Positions

Departmental / Budgeted Area	Job Title	Proposed Budget 2024						Account Numbers
		FTE	PTE	FTE	PTE	FTE	PTE	
		Budgeted		Filled		Vacant		
Executive	City Manager	1		1				100-13000-511100
	Executive Assistant	1		1				100-13000-511100
	Management Analyst	1		1				100-13000-511100
	Grants Adminisrator	1		1				100-13000-511100
	Receptionist	1		1				100-13000-511100
	Communications Specialist	0		0				100-13000-511100
	Public Information Officer	1		1				100-13000-511100
Finance Administration	Treasurer/CFO	1		1				100-15100-511100
	Senior Accountant	1		1				100-15100-511100
	Budget Analyst	0		0				100-15100-511100
	Accounts Payable Clerk	1		1				100-15100-511100
	Payroll Specialist	1		1				100-15100-511100
	Accountant	1		1				100-15100-511100
	Financial Services Tech	1		1				100-15100-511100
	Purchasing Manager	1		1				100-15100-511100
	Purchasing Clerk	1		1				100-15100-511100
	Purchasing Specialist	1		1				100-15100-511100
Code Enforcement	Code Enforcement Officer	1		1				100-74500-511100
	Code Enforcement Supervisor	1		1				100-74500-511100
	Code Enforcement Officer	1		1				100-74500-511100
Main Street	Main Street Manager	1		1				100-75500-511100
	Main Street Coordinator	1		1				100-75500-511100
Permitting Development	Building Permit Coordinator	1		1				100-72000-511100
	Fire Marshall	1		1				100-72000-511100
Business Services	Occupational Tax Clerk	1		2				100-15160-511100
	Occupational Tax Clerk							100-15160-511100
	Business Services Supervisor	1		1				100-15160-511100
GIS/Planning	GIS Analyst or Technician	1		1				100-75700-511100
City Clerk	City Clerk	1		1				100-11300-511100
	Deputy City Clerk	1		1				100-11300-511100
	Administrative Assistant/Records Coordinator	1		1				100-11300-511100
Human Resources	Human Resources Manager	1		1				100-15400-511100
	Risk Management Specialist	0		0				100-15400-511100
	Human Resources Coordinator	1		1				100-15400-511100
Economic Development	Economic Developmennt Coordinator	0		1				100-75100-511100
	Administrative Assistant	0		0				100-75100-511100
	Economic Development Director	1		1				100-75100-511100
MM Conference Center	Conference Center & Events Manager	1		1				555-15650-511100
	PW Events Technician	1		1				555-15650-511100
	PW Events Technician	1		1				555-15650-511100
	PW Events Supervisor	0		0				555-15650-511100
	Events Coordinator	0		0				555-15650-511100
	Conference Center Coordinator	1		1				555-15650-511100
	Administrative Assistant	1		0				555-15650-511100
	Events Coordinator	1		1				555-15650-511100
Administration-Court	Associate Judge							
	Court Clerk	0		0		1		100-25000-511100
	Deputy Court Clerk	1		1				100-25000-511100
	Administrative Court Clerk	1		1				100-25000-511100
	Judge		1		1			
	Solicitor		1		1			
Governing Body	Mayor		1		1			100-11100-511120
	Admin Assistant to Mayor & Council	1		1				100-11100-511100
	Executive Assistant to Mayor & Council	1		1				100-11100-511100
	City Council		5		5			100-11100-511121
Planner & Zoning	Senior Planner	1		1				100-74100-511100
	Community Development Director	1		1				100-74100-511100
	Permit & License Manager	0		0				100-74100-511100
	Chief Planner	1		1				100-74100-511100
	Executive Assistant	1		1				100-74100-511100
	Planner I	1		1				100-74100-511100

Government Buildings/Property	Facilities Supervisor	1		1				100-15650-511100
	Facilities Technician	1		1				100-15650-511100
	Facilities Technician	1		1				100-15650-511100
Public Works	Administrative Assistant - Public Works	1		1				100-42200-511100
	Crew Leader - Public Works	1		1				100-42200-511100
	Crew Leader - Public Works	1		1				100-42200-511100
	Crew Leader - Public Works	1		1				100-42200-511100
	General Maintenance Supervisor	1		1				100-42200-511100
	Mechanic	1		1				100-42200-511100
	Mechanic	1		1				100-42200-511100
	Public Works Director	1		1				100-42200-511100
	Public Works Technician	1		1				100-42200-511100
	Public Works Technician	1		1				100-42200-511100
	Public Works Technician	1		1				100-42200-511100
	Public Works Technician	1		1				100-42200-511100
	Public Works Technician	1		1				100-42200-511100
	Public Works Technician	1		1				100-42200-511100
	Public Works Technician	1		1				100-42200-511100
	Public Works Technician	1		1				100-42200-511100
	Public Works Technician	1		1				100-42200-511100
	Public Works Technician	1		1				100-42200-511100
	Public Works Technician	0		0		5		100-42200-511100
	Public Works Technician	1		1				100-42200-511100
Sanitation	Utility Billing Clerk- Sanitation	1		1				540-45200-511100
Sewer/Wastewater	Utility Billing Clerk - Sewer	0		0		1		505-43300-511100
	Wastewater Collections Systems Operator I	1		1				505-43300-511100
	Wastewater Collections Systems Operator I	1		1				505-43300-511100
	Wastewater Collections Systems Operator I	1		1				505-43300-511100
	Wastewater Reclamation Plant Superintendent	1		1				505-43300-511100
	Wastewater Chief Collections Operator	1		1				505-43300-511100
	Wastewater Chief Systems Operator	1		1				505-43300-511100
	Wastewater Systems Operator I	1		1				505-43300-511100
	Wastewater Systems Operator III	1		1				505-43300-511100
	Wastewater Systems Operator III	1		1				505-43300-511100
Stormwater	Stormwater Supervisor	1		0		1		510-42500-511100
	Stormwater Technician	1		0		1		510-42500-511100
	Stormwater Technician	1		1				510-42500-511100
	Stormwater Technician	1		1				510-42500-511100
	Stormwater Technician	1		1				510-42500-511100
Water	Utility Billing Supervisor - Water	1		1				505-44200-511100
	Water Superintendent	1		1				505-44200-511100
	Water Systems Technician I	1		1				505-44200-511100
	Water Systems Technician I	1		1				505-44200-511100
	Water Systems Technician I	1		1				505-44200-511100
	Water Systems Technician II	0		1				505-44200-511100
	Water Systems Technician I	1		1				505-44200-511100
	Water Systems Chief Operator	1		1				505-44200-511100
Police	Police Chief	1		1				100-32100-511100
	Deputy Police Chief	0		0				100-32100-511100
	Police Major	3		3				100-32100-511100
	Police Captain	4		4				100-32100-511100
	Lieutenant Commander	3		3				100-32100-511100
	Detective/Corporal	11		11				100-32100-511100
	Sergeant/Staff Sergeant	9		9				100-32100-511100
	Senior Police Officer	11		11				100-32100-511100
	Public Safety Officer	12	3	12		4		100-32100-511100
	Executive Assistant	1		1				100-32100-511100
	Administrative Supervisor	1		1				100-32100-511100
	Records Coordinator	1	1	1				100-32100-511100
	Crime Scene Investigator	2		2				100-32100-511100
	Records Clerk	1		1				100-32100-511100
TOTAL		150	12	150		13		

City of StockBridge Organizational Chart - effective 8/30/2022

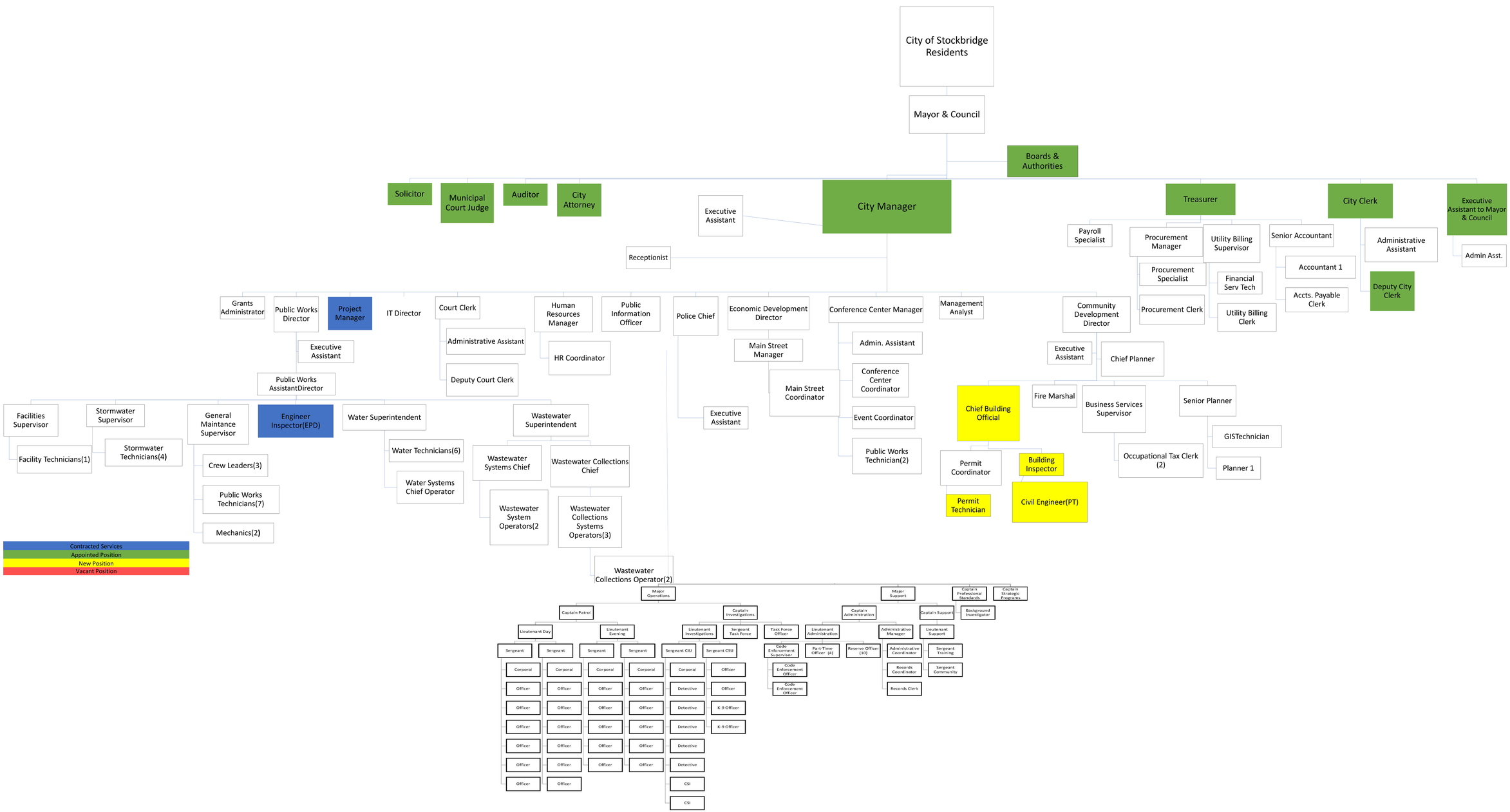

Stockbridge
Where Community Connects

ANNUAL OPERATING BUDGET & CAPITAL IMPROVEMENT POLICY

ANNUAL OPERATING BUDGET AND CAPITAL IMPROVEMENT POLICY

The Georgia State law requires an annual balanced budget. The adopted budget shall be a balanced budget with anticipated revenues (including appropriated unencumbered surplus) equal to or greater than appropriated expenditures. All funds within the budget shall also be balanced.

The City's Proposed Budget shall be prepared annually by the City Manager with participation of all City Departments consistent with provisions of the City Charter and State Budget Laws. The Budget shall include (1) revenues forecasts (2) personnel costs, (3) operating and maintenance supply costs, (4) general services costs (5) debt service and; (6) capital and other (non-capital) costs.

The budget review process shall include public hearings. At the time the proposed budget is transmitted to members of the City Council by the City Manager, a copy will be made available for public inspection at City Hall and advertised in a local newspaper of general circulation. No earlier than seven days after the proposed budget is transmitted to the City Council and at least seven days in advance of budget adoption, a public hearing takes place to give the public an opportunity to comment on the proposed budget. Notice of a public hearing must be advertised at least fourteen days in advance of the public hearing.

Prior to the first day of the fiscal year, the City Council will adopt an Annual Operating Budget and Five-Year Capital Improvements at a public meeting. The annual and CIP budget shall be advertised at least one week prior to the meeting. The proposed budget is prepared by the City Manager and transmitted to members of the City Council for its review with sufficient time given for the City Council to address policy and fiscal issues.

▪ Adoption

The Budget shall be adopted by the approval of a budget ordinance that specifies the anticipated revenues by appropriate categories, the proposed expenditure totals for each department, each non-departmental expense, and for each fund covered by the budget.

▪ Amendments

Budget amendments must be approved by resolution. The budget shall be adopted at the fund/department level, which is the legal level of budgetary control. The current year's budget may be adjusted to reflect changes in local economy, changes in priorities or services needed, and receipt of unbudgeted revenues and for unanticipated expenditures.

▪ Balanced Budget

The Annual Budget consists of operating, debt services, grants, and capital spending. The Annual Budget shall be balanced with anticipated revenues, including appropriated, unencumbered surplus or stabilization reserves, equal to proposed expenditures. All funds within the Budget shall also be balanced. City Council will annually approve the revenues, expenditures, and capital improvements spending for all City fund appropriations. The Annual Budget will also include operating impacts from the Five-Year CIP. The operating impacts should address any one-time or reoccurring cost increases or decreases due to the major capital investment. Capital expenses include both major equipment and infrastructure improvement costs.

▪ Planning

The City will utilize a Decentralized Budget Process. All departments will be given an opportunity to participate in the Budget Process and submit funding requests to the City Manager.

▪ Capital

All Capital Expenditures must be approved as part of each department budget in the Capital Improvement Fund. Before committing to a Capital Improvement Project, the City Manager or his/her designee must verify fund availability. The Capital Budget provides annual funding for long-term capital projects identified in the Capital Improvement During the

Annual Budget Process, each department submits its Budget request including operating and capital needs. Upon review of the requests, major capital projects are placed in the Capital Improvements Fund. Other capital outlays are placed in the department's operating budget. Capital outlay is generally defined as an individual item in excess of $5,000 with a life expectancy of more than two years but less than 10 years.

Citywide capital improvements are assessed and prioritized based on the City's objectives and goals, the City's comprehensive work plan, and the City's strategic plan.

▪ Interim Reporting on the Annual Budget and Capital Improvements

Periodic financial reports will be provided to enable the City Manager to monitor and control the Annual Operating and Capital Budget and to enable Department Heads to manage the annual appropriations. These reports will be prepared and distributed to Department Heads and on to the City Manager. Summary financial and budgetary reports should be presented by the City Manager to the City Council no less than quarterly and preferably on a monthly basis.

▪ Control and Accountability

Each Department Head is responsible for ensuring that his/her department expenditures do not exceed budgeted funds. Departments cannot exceed appropriations described in the budget. Failure to achieve budgetary control will be evaluated and investigated by the City Manager.

▪ Budget Transfers

Contingent upon remaining within the confines of the total department budget, each Department Head has the authority to recommend Budget Transfers to the City Manager. Funds within departmental budget line items can be transferred upon the recommendation of the Department Head and with approval of the City Manager. Budget transfers over $5,000 for operating expenses for Capital Improvements must be approved by City Council prior to any spending or contract purchases.

BASIS of BUDGETING

The modified accrual basis is followed in all governmental funds. Under this method, revenues are recognized when they become measurable and available as net current assets. Expenditures are generally recognized when the obligation is incurred, with the exception of principal and interest on general long-term debt which is recognized when due, and purchase of Capital Assets whose cost are fully recognized at time of purchase and not amortized over the life of the asset.

Unlike full accrual basis, annual appropriated budgets are adopted for all funds at the department level. Budgets are adopted on a non-GAAP basis. All appropriations that have not been encumbered at the end of the fiscal year will lapse. Expenditures may not legally exceed budgeted appropriations at the department level.

All Proprietary Funds are budgeted for using the accrual basis of accounting. Whereby, revenues are recognized when incurred. Proprietary funds distinguish operating revenues and expenses from non-operating items. Operating revenues and expenses generally result from providing services and producing and delivering goods in connection with a proprietary fund's principal ongoing operations. The principal operating revenues of the City's enterprise funds are charges to customers for sales and services. Operating expenses for enterprise funds include the cost of sales and services, administrative expenses, and depreciation on capital assets. All revenues and expenses not meeting this definition are reported as non-operating revenues and expenses.

GAAP BASIS vs. BUDGET BASIS

Budgets are adopted on a basis consistent with GAAP except for the capital projects fund, which have project length budgets, rather than annual budgets. The City adopts budgets for its enterprise and internal service funds; however, the reporting of the budget to actual comparison is not required.

How to Use this Budget

WHAT IS A BUDGET?

A budget is a financial plan for a city. It includes both estimates of resources available, including revenues and fund balance, and appropriations that are the authority to spend money for specific purposes. After extensive input from the various departments, as well as the public, the budget is prepared by the Finance Department. The City Manager presents the budget for adoption to Mayor & City Council.

The document begins with a transmittal letter from the City Manager. This letter summarizes the contents of the budget and provides an explanation of the rationale used by the City Manager during the budget development process. The City Manager also outlines the administration's work program for the upcoming year.

The budget document is prepared to provide information about the City, both financial information and operational/policy information from a variety of perspectives and degree of detail. The reader should first review the Table of Contents and the Glossary and then read the Transmittal letter. The Financial Summary Section should then be reviewed. Finally, the specific department and program budgets provide the detailed information as to what purposes the City's resources will be utilized during the fiscal year. When reading this document, it is useful to remember that it has been developed based on both organizational structure and financial structure. The organizational structure is reflected in the departmental budgets. The financial structure is reflected in the reporting of expenditures and revenues by fund. A fund is a self-balancing set of accounts designed to track specific revenues and the uses of those revenues. Each fund is independent of all other funds and money cannot be transferred from one fund to another without the approval of the City Council.

QUESTIONS & ANSWERS

Q: What is the purpose of the City Budget?

A: The budget is an annual financial plan for the City of East Point. It specifies the level of municipal services to be provided in the coming year and the resources, including personnel positions, capital expenditures and operating expenses needed to provide these services. It reflects the policies and priorities set by the Mayor and City Council. How to Use this Budget

Q: What is a fiscal year?

A: A fiscal year is a 12-month operating cycle that comprises a budget and financial reporting period. The City's fiscal year begins on January 1st and ends on December 31st.

Q: What is an operating budget?

A: An operating budget is an annual financial plan for recurring expenditures, such as salaries, utilities, and supplies.

Q: What is a capital improvement budget?

A: A capital improvement budget is both a short and long-range plan for the construction of physical assets, such as buildings, streets, sewers, as well as vehicles and equipment.

Q: What is an enterprise fund?

A: An enterprise fund earns its own revenues by charging customers for the services that it provides. It receives no tax funds.

Q: What is a budget appropriation?

A: A budget appropriation is a specific amount of money that has been approved by the City Council for use in a particular manner.

Q: What is a budget amendment?

A: A budget amendment is an ordinance adopted by the City Council which alters the adopted budget by appropriating additional monies to a department, decreasing appropriations to a particular department, or transferring funds from one department to another.

Budget Process

The City of Stockbridge is required to prepare an annual budget in accordance with the City Charter. The budget is prepared for each fiscal year beginning January 1 through December 31st. The City Manager prepares a proposed budget to present at the City's Budget Retreat hosted in August or September of each year to get Mayor & Council vision for the City's operation.

For the fiscal year 2021, the City of Stockbridge began the budget process with updates to its capital budget long term infrastructural projects and proposal for new projects in the new budget year. The City then begun the preparation of the operational budget with revenue and expenditure projections. In forecasting revenues and expenditures, the City first reviewed its mission statement, strategy plan and goals and objectives to set priorities for spending. In addition, staff considered historical trends, current changes within the City and projected economic trends when forecasting revenues and expenditures.

Budget Preparation

Prior to the departmental submission of their annual request, the Finance Department conducted an annual training session for all personnel involved in the budget process, if needed. During the training, the staff was trained on the steps to completing the budget process and advised of fiscal year changes, highlight critical deadlines and reviewed issues likely to impact the City. Each department then prepared their proposed expenditure based on operational priorities. Directors submitted their budget recommendations to the Finance Department for initial review and coordination.

Budget Review

The Finance Department works with each department head to compile all proposed revenues and expenditures for the new fiscal year. The City Manager, Finance Director and Human Resources meet with each director to review their personnel budget requests. Once all departments' recommended revenues and operational expenditure request are reviewed and approved by the City Manager, a proposed budget is submitted to the Mayor & Council. Prior to the adoption of the budget, the City conducts community budget meetings in which staff provide information and answer questions regarding both the capital projects and operational budget.

Budget Adoption

The City Charter requires three reading of the budget prior to adoption. The attached budget calendar shows the proposed dates for the publication and reading of the new budget.

BUDGET AMENDMENTS

The City of Stockbridge sees its annual budget as a fluid document. While every effort is made to operate within the confines of the adopted budget, there are times when amendments are required. Budget amendments may require the approval of the City Council by an ordinance. Occasions requiring an amendment to the budget include, but are not limited to:

- Acceptance of additional grant money.
- Appropriation of additional funding if expenditures are projected to exceed budgeted amounts.

• Re-appropriation of funds from one department to another when deemed necessary.

Line item or department changes that has no impact on the total of allocated budget only requires the approval of the City Manager.

KEY ACTORS

While all employees are a part of the budget process at some point, there are several people who play more intricate roles in this process.

Mayor & City Council: The Mayor and City Council set policies which drive the development of the budget, which consists of the Mayor and Council members and conduct public hearings and readings of the budget ordinance.

City Manager: The City Manager presents the budget document to the Mayor and City Council for approval.

Department Directors: Department Directors must review previous capital improvement plans, make necessary changes and request to allow the City to develop a 5-year comprehensive five-year CIP Program. In addition, Directors must then submit requests for additional personnel, purchased good and services which will all the finance department to develop each departmental budget request and budget document.

Finance Director: The Finance Director is primarily responsible for providing direction for the budget, reviewing financial analyses, projections and overseeing the budget process.

The budget document must be completed for the City Manager to present to City Council. Once the budget is approved, the budget book is prepared and submitted to the GFOA for consideration of the Distinguished Budget Award.

Stockbridge
Where Community Connects

BUDGET SUMMARY

General Fund Proposed Budget

GF	EXPENDITURES	2024 BUDGET AMOUNT	2023 BUDGET AMOUNT	VARIANCE	VARIANCE %
100					
11100	GOVERNING BODY	581,770.72	483,620.72	(98,150.00)	2.2%
11300	CITY CLERK	364,029.28	375,084.31	11,055.03	-0.3%
13000	EXECUTIVE	692,726.16	792,726.16	100,000.00	-2.3%
15100	FINANCIAL ADMINISTRATION	999,448.32	941,158.94	(58,289.38)	1.3%
15110	NON-DEPARTMEMTAL	736,200.00	443,200.00	(293,000.00)	6.6%
15160	BUSINESS SERVICES	236,711.30	238,331.30	1,620.00	0.0%
15650	GOVERNMENT BLDG/PROPERTY	1,108,415.75	896,033.75	(212,382.00)	4.8%
15400	HUMAN RESOURCES	563,415.46	576,315.49	12,900.03	-0.3%
15350	INFORMATION TECHNOLOGY	761,859.07	1,023,309.07	261,450.00	-5.9%
25000	MUNICIPAL COURT	678,195.07	421,576.81	(256,618.26)	5.8%
32100	POLICE ADMINISTRATION	8,260,000.00	6,139,881.31	(2,120,118.69)	48.1%
42200	PUBLIC WORKS	4,696,100.00	3,103,700.54	(1,592,399.46)	36.1%
61900	CITY EVENTS	615,000.00	284,500.00	(330,500.00)	7.5%
62200	PARKS	181,000.00	192,000.00	11,000.00	-0.2%
72000	PERMITTING DEVELOPMENT	618,480.25	703,065.25	84,585.00	-1.9%
74100	PLANNING & ZONING	615,722.59	661,842.59	46,120.00	-1.0%
74500	CODE ENFORCEMENT	-	243,543.53	243,543.53	-5.5%
75100	ECONOMIC DEVELOPMENT	353,709.07	161,219.69	(192,489.38)	4.4%
75500	MAIN STREET PROGRAM	238,612.89	214,303.89	(24,309.00)	0.6%
75700	GIS/PLANNING	114,805.12	105,592.62	(9,212.50)	0.2%
90000	OTHER FINANCING USES	4,248,568.76	4,252,159.76	3,591.00	-0.1%
		26,664,769.81	**22,253,165.73**	**(4,411,604.08)**	**100.0%**

GF	REVENUE	2024 BUDGET AMOUNT	2023 BUDGET AMOUNT	VARIANCE	VARIANCE %
100	GENERAL FUND	26,711,635.92	24,875,563.22	(1,836,072.70)	100.0%
		26,711,635.92	**24,875,563.22**	**(1,836,072.70)**	**100%**

GF	**DIFFERENCE (REV-EXP)**	**46,866.11**	**2,622,397.49**	**2,575,531.38**

Enterprise Funds Proposed Budget

	EXPENDITURES	2024 BUDGET AMOUNT	2023 BUDGET AMOUNT	VARIANCE	VARIANCE %
255	GRANT FUND	1,000,000.00	1,000,000.00	-	0.0%
275	HOTEL/MOTEL	375,000.00	375,000.00	-	0.0%
350	URA	1,204,764.50	1,208,358.50	3,594.00	0.0%
353	CAPITAL CITYWIDE	-	13,539,688.00	13,539,688.00	113.7%
355	DDA	45,000.00	45,000.00	-	0.0%
357	CDA	45,000.00	45,000.00	-	0.0%
360	PUBLIC FACILITIES AUTHORITY	2,946,323.50	2,943,804.26	(2,519.24)	0.0%
495	CEMETERY	10,000.00	10,000.00	-	0.0%
505	WATER	2,327,087.19	2,190,087.19	(137,000.00)	-1.2%
505	SEWER	2,085,145.51	1,920,645.51	(164,500.00)	-1.4%
505	DEBT SERVICE	127,240.20	127,240.20	-	0.0%
510	STORMWATER	1,208,499.79	1,038,517.79	(169,982.00)	-1.4%
540	SANITATION	2,858,192.23	1,922,192.23	(936,000.00)	-7.9%
555	MMCC	739,157.18	735,607.18	(3,550.00)	0.0%
565	AMPHITHEATER COMPLEX*	2,000,000.00	1,775,000.00	(225,000.00)	-1.9%
		16,971,410.10	**27,876,140.86**	**11,904,730.76**	**100.0%**

	REVENUES	2024 BUDGET AMOUNT	2023 BUDGET AMOUNT	VARIANCE	VARIANCE %
255	GRANT FUND	1,000,000.00	1,000,000.00	-	0.0%
275	HOTEL/MOTEL	375,000.00	375,000.00	-	0.0%
350	URA	1,204,764.50	1,208,358.50	3,594.00	0.0%
353	CAPITAL CITYWIDE	-	13,539,688.00	13,539,688.00	113.7%
355	DDA	45,000.00	45,000.00	-	0.0%
357	CDA	45,000.00	45,000.00	-	0.0%
495	CEMETERY	10,000.00	10,000.00	-	0.0%
360	PUBLIC FACILITIES AUTHORITY	2,946,323.50	2,943,804.26	(2,519.24)	0.0%
505	WATER	2,454,327.39	2,317,327.39	(137,000.00)	-1.2%
505	SEWER	2,085,145.51	1,920,645.51	(164,500.00)	-1.4%
510	STORMWATER	1,208,499.79	1,038,517.79	(169,982.00)	-1.4%
540	SANITATION	2,858,192.23	1,922,192.23	(936,000.00)	-7.9%
555	MMCC	739,157.18	735,607.18	(3,550.00)	0.0%
565	AMPHITHEATER COMPLEX*	2,000,000.00	1,775,000.00	(225,000.00)	-1.9%
		16,971,410.10	**27,876,140.86**	**11,904,730.76**	**101.9%**

DIFFERENCE (REV-EXP)	-	-	-

Proposed Revenue & Expenditure by Fund

FUND	REVENUES	EXPENITURES	$CHANGE
GENERAL FUND	$26,711,635.92	$26,664,769.81	$46,866.11
GRANT FUND	1,000,000.00	1,000,000.00	-
HOTEL/MOTEL	375,000.00	375,000.00	-
URA	1,204,764.50	1,204,764.50	-
CAPITAL CITYWIDE	17,451,433.00	17,451,433.00	-
DDA	45,000.00	45,000.00	-
CDA	45,000.00	45,000.00	-
PFA	2,946,323.50	2,946,323.50	-
CEMETERY	10,000.00	10,000.00	-
WATER	2,454,327.39	2,454,327.39	-
SEWER	2,085,145.51	2,085,145.51	-
STORMWATER	1,208,499.79	1,208,499.79	-
SANITATION	2,858,192.23	2,858,192.23	-
MMCC	739,157.18	739,157.18	-
AMPHITHEATER COMPLEX*	2,000,000.00	2,000,000.00	-
TOTAL OF ALL FUNDS	**$61,134,479.02**	**$61,087,612.91**	**$46,866.11**

REVENUES

Budget Worksheet

Fund: 100 - General Fund

	FY 2021 ACTUAL	FY 2022 ACTUAL	FY 2023 BUDGET	FY 2023 YTD ACTUAL	FY 2024 PROPOSED Revenue
31 Taxes	12,521,461.76	13,493,765.72	15,384,672.00	4,202,307.40	22,721,809.92
32 Licenses and Permits	609,337.58	764,002.92	1,325,832.50	466,784.31	1,187,000.00
33 Intergovernmental	266,854.32	281,848.94	1,212,067.74	-	288,000.00
34 Charges for Services	499,906.66	280,122.70	356,379.98	91,861.78	343,600.00
35 Fines and Forfeitures	56,495.48	256,485.19	910,000.00	192,359.00	910,000.00
36 Investment Income	1,893.86	1,256.07	1,893.00	75.61	1,800.00
38 Miscellaneous	226,023.77	158,870.19	4,722,024.00	400,157.05	244,426.00
39 Other Financing Sources	831,586.32	121,259.80	969,694.00	-	1,015,000.00
Total Budget	**15,013,559.75**	**15,357,611.53**	**24,882,563.22**	**5,353,545.15**	**26,711,635.92**

Budget Worksheet

Fund: 100 - GENERAL FUND
Revenue
Division: 00000 - OPENING ENTRIES

Account Number	Account Description	FY 2021 ACTUAL	FY 2022 ACTUAL	FY 2023 BUDGET	FY 2023 YTD ACTUAL	FY 2024 Proposed Revenue
100-00000-311500	INTANGIBLE RECORDING TAX	108,553.41	98,203.57	108,553.00	15,208.04	100,000.00
100-00000-311600	REAL ESTATE TRANSFER	55,120.06	58,166.88	55,120.00	6,748.50	55,000.00
100-00000-311710	FRANCHISE TAX-ELECTRIC	1,079,249.75	1,175,906.01	1,165,000.00	48,476.88	1,200,000.00
100-00000-311715	FRANCHISE TAX - EMC	1,357.36	1,403.77	32,638.00	36,204.18	1,500.00
100-00000-311720	FRANCHISE TAX-COLLEGE PK.	5,816.25	10,899.40	5,816.00	816.89	5,800.00
100-00000-311730	FRANCHISE TAX-GAS	175,445.39	140,838.45	175,445.00	48,476.88	150,000.00
100-00000-311750	FRANCHISE TAX-TELV CABLE	189,095.14	149,257.54	227,700.00	35,811.86	150,000.00
100-00000-311760	FRANCHISE TAX-TELEPHONE	42,693.06	39,310.05	30,400.00	12,359.39	30,000.00
100-00000-311790	FRANCHISE TAX-OTHER	829.78	1,484.73	1,000.00	176.04	1,000.00
100-00000-313100	LOCAL OPTION SALES/USE TX	5,935,293.26	6,540,225.40	7,400,000.00	1,007,699.56	8,907,511.92
100-00000-313110	HCTC - AVT TAX	789,505.47	767,848.99	600,000.00	181,585.84	718,000.00
100-00000-314201	BEER TAX	358,094.07	367,296.94	300,000.00	84,064.26	340,000.00
100-00000-314202	LIQUOR TAX-PACKAGE SALES	246,277.11	260,249.33	246,000.00	64,727.68	300,000.00
100-00000-314203	WINE TAX	153,662.95	125,803.94	146,000.00	30,137.72	180,000.00
100-00000-314204	CONSUMPTION TAX - LIQUOR	83,571.27	97,973.83	84,000.00	26,165.53	100,000.00
100-00000-316100	OCCUPATIONAL TAX	809,382.20	1,002,402.21	1,100,000.00	1,195,421.07	1,200,000.00
100-00000-316112	GA MUNICIPAL LICENSE FEE	58,575.00	49,680.62	60,000.00	50,830.00	60,000.00
100-00000-316113	MISC BUSINESS TAX	36,482.62	2,741.80	20,000.00	1,029.77	20,000.00
100-00000-316150	OCCUPATIONAL TAX ADMIN.	120,512.90	105,773.10	95,000.00	48,824.93	110,000.00
100-00000-316200	INSURANCE PREMIUM TAX	2,187,070.71	2,389,695.96	2,225,000.00	-	2,225,000.00
100-00000-316300	Financial Institution Taxes	83,774.00	105,427.00	105,000.00	106,815.00	105,000.00
100-00000-318000	CITY PROPERTY TAX	-	-	1,200,000.00	1,199,927.38	6,760,998.00
100-00000-319111	FORECLOSED/VACANT-REG FEE	1,100.00	3,176.20	2,000.00	800.00	2,000.00
100-00000-321110	OT ALCOHOLIC BEV-BEER	41,490.75	41,250.00	42,000.00	54,000.00	42,000.00
100-00000-321120	OT ALCOHOLIC BEV-WINE	39,240.75	39,750.00	50,000.00	50,250.00	50,000.00
100-00000-321130	OT ALCOHOLIC BEV-LIQUOR	109,248.50	110,000.00	120,000.00	140,000.00	120,000.00
100-00000-321140	ALCOHOLIC BEV-SPEC. EVENT	-	11,662.09	3,500.00	766.54	5,000.00
100-00000-321200	OT REGULATORY FEE	17,115.00	22,011.50	22,000.00	31,315.00	22,000.00
100-00000-322200	BSD - BUILDING PERMIT FEES - COMMERCIAL	99,506.11	362,793.59	420,000.00	98,176.84	405,000.00
100-00000-322201	BSD - MECH, ELEC, PLUMBING PERMIT FEES - COMMER	10,833.25	4,833.20	70,000.00	3,417.00	50,000.00
100-00000-322203	BSD - OTHER PERMIT FEES - COMMERCIAL	200.00	650.00	10,000.00	500.00	5,000.00
100-00000-322204	BSD - BUILDING PERMIT FEES RESIDENTIAL	168,478.75	30,889.80	370,000.00	10,211.90	290,000.00
100-00000-322205	BSD - MECH,ELEC,PLUMBING - PERMIT FEES RESIDENT.	12,852.50	8,798.00	80,000.00	4,459.00	70,000.00
100-00000-322207	BSD - OTHER PERMIT FEES RESIDENTIAL	7,025.00	5,510.00	10,000.00	2,025.00	5,000.00
100-00000-322215	ZONING VERIFICATION FEES	15,649.08	18,490.00	14,000.00	10,500.00	14,000.00
100-00000-322990	FILM REVENUE	13,200.00	-	10,000.00	1,400.00	5,000.00
100-00000-323100	OCCUPATIONAL TAX PENALTY	33,375.89	47,612.64	45,000.00	32,072.96	45,000.00
100-00000-323101	ENG - PERMITS	25,000.00	25,899.60	30,000.00	21,580.40	30,000.00
100-00000-323121	ENG - INSPECTIONS	-	75.00	-	-	-
100-00000-323901	ENG - HOURLY	122.00	-	-	-	-
100-00000-323902	ENG - PLAN REVIEW	7,650.00	30,397.50	21,000.00	5,466.75	21,000.00
100-00000-323903	ESPC - STATE	-	2,520.00	-	-	-
100-00000-323904	ESPC - INSPECTIONS	7,075.00	185.00	7,000.00	35.00	7,000.00
100-00000-324210	BSD PENALTY	1,275.00	675.00	1,332.50	607.92	1,000.00
100-00000-334110	PRODUCT DEVELOPMENT GRANT	6,000.00	-	-	-	
100-00000-334311	GRANTS FOR STREETS	260,854.32	281,848.94	1,212,067.74	-	288,000.00
100-00000-341300	BSD - PLAN CHECK FEES - COMMERCIAL	42,501.59	172,122.77	100,000.00	33,889.88	100,000.00
100-00000-341301	BSD - PLAN CHECK FEES - RESIDENTIAL	38,695.50	14,968.89	37,821.23	3,750.95	30,000.00
100-00000-341302	PZ - REZONING APP FEE - SINGLE FAMILY RES	31,471.96	12,504.60	10,000.00	14,525.52	5,000.00
100-00000-341303	PZ - REZONING APP FEE - MUTI FAMILY RES	-	-	-	3,863.85	-
100-00000-341304	PZ - REZONING APP FEE - COMMERCIAL INDUSTRIAL	-	3,750.00	3,280.00	6,125.00	500.00
100-00000-341305	PZ - REZONING APP FEE - DRI	6,186.00	17,122.63	1,000.00	10,372.45	1,000.00
100-00000-341306	PZ - ZONING CERTIFICATION FEE	100.00	-	500.00	1,600.00	500.00
100-00000-341324	CAPITAL FACILITIES - DEVEL IMPACT FEES	-	-	-	-	-
100-00000-341400	PRINTING & DUPLICAT SRVCS	-	87.22	153.75	2,210.72	100.00

100-00000-341910	OTHER-ELECTION QUAL FEE	3,024.00	-	-	-	-
100-00000-342120	REPORTS - POLICE DEPT	-	1,800.00	-	1,751.00	3,000.00
100-00000-342201	FIRE - OPERATIONAL PERMITS	1,850.00	2,225.00	5,125.00	425.00	5,000.00
100-00000-342202	FIRE - CONSTRUCTION PERMITS	7,850.00	18,640.00	20,000.00	1,700.00	20,000.00
100-00000-342203	FIRE - INSPECTION FEES	24,692.60	27,107.73	20,000.00	6,876.80	20,000.00
100-00000-342204	FIRE - OTHER FEES AND CHARGES	-	-	-	-	-
100-00000-342900	OTHER SERVICE FEES	331,465.47	-	150,000.00	-	150,000.00
100-00000-343400	RIGHT OF WAY PERMIT FEE	2,200.00	1,950.00	3,000.00	600.00	3,000.00
100-00000-349300	BAD CHECK FEES	375.00	725.00	500.00	300.00	500.00
100-00000-349400	OPENEDGE MERCHANT FEE	9,494.54	7,118.86	5,000.00	3,870.61	5,000.00
100-00000-351140	FINES & FORFEITURES	56,095.48	239,639.19	900,000.00	192,359.00	900,000.00
100-00000-351145	CODE ENFORCEMENT FINES	400.00	16,846.00	10,000.00	-	10,000.00
100-00000-361000	INTEREST REVENUES	1,893.86	1,256.07	1,893.00	75.61	1,800.00
100-00000-381100	SPRINT COM - RENT	45,437.73	5,700.00	45,437.00	-	45,000.00
100-00000-381200	PARK PAVILION RENTAL	21,175.29	48,320.63	21,175.00	17,700.08	22,000.00
100-00000-381300	T-MOBILE TOWER LEASE	41,906.59	94,608.83	41,906.00	63,454.09	54,000.00
100-00000-383000	INS.REIM.DAM./STOLEN PROP	46,837.32	5,112.27	14,000.00	15,631.38	10,000.00
100-00000-389011	Misc Revenue	-	2,287.19	-	-	1,000.00
100-00000-389012	YOUTH COUNCIL FUNDRAISER	-	1,100.00	820.00	-	800.00
100-00000-389013	CITY EVENTS REVENUE	6,340.00	27,280.00	14,000.00	13,330.00	14,000.00
100-00000-389014	BRIDGEFEST	-	11,925.00	2,460.00	700.00	2,400.00
100-00000-389015	TASTY TUESDAY/FOOD TRUCK SPONSORSHIP	2,580.00	9,340.00	7,000.00	8,820.00	7,000.00
100-00000-389018	HOLIDAY FESTIVAL SPONSORSHIP	-	1,830.00	800.00	500.00	800.00
100-00000-389019	VETERAN'S DAY SPONSORSHIP	-	300.00	1,000.00	-	1,000.00
100-00000-389020	PRETTY IN PINK SPONSORSHIP	50.00	630.00	1,000.00	700.00	1,000.00
100-00000-389021	SOUNDS OF SUMMER SPONSORSHIP	-	-	2,500.00	-	-
100-00000-389022	MEMORIAL MARCH SPONSORSHIP	-	300.00	1,230.00	-	1,230.00
100-00000-389025	COMMUNITY DONATIONS - POLICE	-	16,035.00	-	-	20,000.00
100-00000-389030	MISCELLANEOUS	61,696.84	(68,398.73)	61,696.00	278,441.50	61,696.00
100-00000-389038	MAIN STREET SPONSORS	-	2,500.00	-	880.00	2,500.00
100-00000-389040	FROM RESERVES	-	-	4,507,000.00	-	-
100-00000-391100	OPERATING TRANSFER IN	-	121,259.80	215,000.00	-	215,000.00
100-00000-391555	TRANSFER IN CONFERENCE CENTER	615,579.43	-	-	-	-
100-00000-391560	TRANSFER IN COMMUNITY CENTER	81,440.44	-	-	-	-
100-00000-392100	SALE OF GEN FIXED ASSETS	54,694.70	-	54,694.00	-	50,000.00
100-00000-392200	PROPERTY SALE	79,871.75	-	700,000.00	-	750,000.00
Division: 00000 - OPENING ENTRIES Total:		**15,013,559.75**	**15,357,611.53**	**24,882,563.22**	**5,353,545.15**	**26,711,635.92**

Budget Worksheet

Fund: 275 - Hotel/Motel Tax

	FY 2021 ACTUAL	FY 2022 ACTUAL	FY 2023 BUDGET	FY 2023 YTD ACTUAL	FY 2024 PROPOSED Revenue
31 Taxes	546,818.44	484,363.06	375,000.00	272,120.57	375,000.00
Total Budget	**546,818.44**	**484,363.06**	**375,000.00**	**272,120.57**	**375,000.00**

Budget Worksheet

Revenue

Fund: 275 - HOTEL/MOTEL TAX

Account Number	Account Description	FY 2021 ACTUAL	FY 2022 ACTUAL	FY 2023 BUDGET	FY 2023 YTD ACTUAL	FY 2024 Proposed Revenue
275-00000-314100	HOTEL/MOTEL TAX	546,818.44	484,363.06	375,000.00	272,120.57	375,000.00
Division: 00000 - OPENING ENTRIES Total:		**349,863.35**	**546,818.44**	**375,000.00**	**272,120.57**	**375,000.00**

Budget Worksheet

Fund: 350 - Urban Redevelopment Agency

	FY 2021 ACTUAL	FY 2022 ACTUAL	FY 2023 BUDGET	FY 2023 YTD ACTUAL	FY 2024 PROPOSED Revenue
39 Other Financing Sources	1,205,336.63	1,205,212.87	1,208,358.50	1,023,624.00	1,204,764.50
Total Budget	**1,205,336.63**	**1,205,212.87**	**1,208,358.50**	**1,023,624.00**	**1,204,764.50**

Budget Worksheet

Revenue

Fund: 350 - URBAN REDEVELOPMENT AGENCY

Account Number	Account Description	FY 2021 ACTUAL	FY 2022 ACTUAL	FY 2023 BUDGET	FY 2023 YTD ACTUAL	FY 2024 Proposed Revenue
350-00000-391100	OPERATING TRANSFERS IN	1,205,336.63	1,205,212.87	1,208,358.50	1,023,624.00	1,204,764.50
Division: 00000 - OPENING ENTRIES Total:		**1,205,336.63**	**1,205,212.87**	**1,208,358.50**	**1,023,624.00**	**1,204,764.50**

Budget Worksheet

Fund: 355 - Downtown Development Authority

	FY 2021 ACTUAL	FY 2022 ACTUAL	FY 2023 BUDGET	FY 2023 YTD ACTUAL	FY 2024 PROPOSED Revenue
38 Miscellenous	-	-	45,000.00	-	45,000.00
Total Budget	**-**	**-**	**45,000.00**	**-**	**45,000.00**

Budget Worksheet

Revenue

Fund: 355 - DOWNTOWN DEVELOPMENT AUTHORITY

Account Number	Account Description	FY 2021 ACTUAL	FY 2022 ACTUAL	FY 2023 BUDGET	FY 2023 YTD ACTUAL	FY 2024 Proposed Revenue
355-00000-389030	MISC REVENUE	-	-	45,000.00	-	45,000.00
Division: 00000 - OPENING ENTRIES Total:		**-**	**-**	**45,000.00**	**-**	**45,000.00**

Budget Worksheet

Fund: 357 - CityWide Development Authority

	FY 2021 ACTUAL	FY 2022 ACTUAL	FY 2023 BUDGET	FY 2023 YTD ACTUAL	FY 2024 PROPOSED Revenue
38 Miscellaneous	-	-	45,000.00	-	45,000.00
Total Budget	**-**	**-**	**45,000.00**	**-**	**45,000.00**

Budget Worksheet

Revenue

Fund: 357 - CITYWIDE DEVELOPMENT AUTHORITY

Account Number	Account Description	FY 2021 ACTUAL	FY 2022 ACTUAL	FY 2023 BUDGET	FY 2023 YTD ACTUAL	FY 2024 Proposed Revenue
357-00000-389030	MISC REVENUE	-	-	45,000.00	-	45,000.00
Division: 00000 - OPENING ENTRIES Total:		**-**	**-**	**45,000.00**	**-**	**45,000.00**

Budget Worksheet

Fund: 360 - Public Facilities Authority

	FY 2021 ACTUAL	FY 2022 ACTUAL	FY 2023 BUDGET	FY 2023 YTD ACTUAL	FY 2024 PROPOSED Revenue
39 Other Financing Sources	25,805,000.00	-	2,943,804.26	-	2,946,323.50
Total Budget	**25,805,000.00**	**-**	**2,943,804.26**	**-**	**2,946,323.50**

Budget Worksheet

Revenue

Fund: 360 - PUBLIC FACILITIES AUTHORITY

Account Number	Account Description	FY 2021 ACTUAL	FY 2022 ACTUAL	FY 2023 BUDGET	FY 2023 YTD ACTUAL	FY 2024 Proposed Revenue
360-00000-391100	OPERATING TRANSFERS IN	-	-	2,943,804.26	-	2,946,323.50
360-00000-393200	BOND PROCEEDS - TRAIL PROJECT FUND	1,008,623.66	-	-	-	
360-00000-393201	BOND PROCEEDS - CULTURAL ART CTR FUND	14,067,750.47	-	-	-	
360-00000-393202	BOND PROCEEDS - PUBLIC SAFETY EQUIP FUND	3,552,545.51	-	-	-	
360-00000-393203	BOND PROCEEDS - AMPHITHEATER PROJ FUND	6,854,319.18	-	-	-	
360-00000-393205	BOND CAPITALIZED INTEREST - PFA	321,761.18	-	-	-	
Division: 00000 - OPENING ENTRIES Total:		**25,805,000.00**	**-**	**2,943,804.26**	**-**	**2,946,323.50**

Budget Worksheet

Fund: 495 - Cemetary

	FY 2021 ACTUAL	FY 2022 ACTUAL	FY 2023 BUDGET	FY 2023 YTD ACTUAL	FY 2024 PROPOSED Revenue
36 Investment Income	-	-	10,000.00	-	10,000.00
Total Budget	**-**	**-**	**10,000.00**	**-**	**10,000.00**

Budget Worksheet

Revenue

Fund: 495 - CEMETERY FUND

Account Number	Account Description	FY 2021 ACTUAL	FY 2022 ACTUAL	FY 2023 BUDGET	FY 2023 YTD ACTUAL	FY 2024 Proposed Revenue
495-00000-361000	INTEREST REVENUES	-	-	10,000.00	-	10,000.00
Division: 00000 - OPENING ENTRIES Total:		**-**	**-**	**10,000.00**	**-**	**10,000.00**

Budget Worksheet

Fund: 505 - Sewer

	FY 2021 ACTUAL	FY 2022 ACTUAL	FY 2023 BUDGET	FY 2023 YTD ACTUAL	FY 2024 PROPOSED Revenue
34 Charges for Services	1,779,325.15	1,805,138.04	1,640,000.00	602,787.66	1,828,000.00
36 Investment Income	-	-	300.00	-	-
38 Miscellaneous	-	-	280,345.51	-	257,145.51
39 Other Financing Sources	-	-	-	-	-
Total Budget	**1,779,325.15**	**1,805,138.04**	**1,920,645.51**	**602,787.66**	**2,085,145.51**

Budget Worksheet

Fund: 505 - WATER & SEWER
Revenue
Division: 43300 - SEWER

Account Number	Account Description	FY 2021 ACTUAL	FY 2022 ACTUAL	FY 2023 BUDGET	FY 2023 YTD ACTUAL	FY 2024 Proposed Revenue
505-43300-344230	SEWER RESIDENTIAL	666,541.62	625,079.99	525,000.00	155,532.95	600,000.00
505-43300-344231	SEWER HC LEXINGTON SQUARE	54,938.97	51,640.32	40,000.00	14,687.40	45,000.00
505-43300-344232	SEWER COLLECTION FEE HC	4,669.58	4,447.34	5,000.00	1,033.63	4,500.00
505-43300-344233	SEWER APTS/MOBILE HOMES	459,485.48	565,103.11	435,000.00	188,154.60	555,000.00
505-43300-344234	SEWER HC B OF ED,3 CONYER	28,206.05	29,025.14	20,000.00	5,746.27	25,000.00
505-43300-344235	SEWER COMMERCIAL	335,326.50	312,653.63	325,000.00	110,759.31	315,000.00
505-43300-344236	SEWER BASE RESIDENTIAL	175,669.51	177,809.93	150,000.00	82,509.92	165,000.00
505-43300-344237	SEWER BASE COMMERCIAL	22,130.68	21,849.84	20,000.00	40,633.48	40,000.00
505-43300-344239	WILDWIND SEWER	4,356.76	3,528.74	10,000.00	3,730.10	3,500.00
505-43300-344240	SEWER CONNECT	12,000.00	6,000.00	35,000.00	-	25,000.00
505-43300-344299	SEWER IMPACT FEES	16,000.00	8,000.00	75,000.00	-	50,000.00
505-43300-361000	INTEREST REVENUES	-	-	300.00	-	
505-43300-389040	FROM RESERVES	-	-	280,345.51	-	257,145.51
505-43300-391100	OPERATING TRANSFERS IN	-	-	-	-	
Division: 43300 - SEWER Total:		**1,779,325.15**	**1,805,138.04**	**1,920,645.51**	**602,787.66**	**2,085,145.51**

Budget Worksheet

Fund: 505 - Water

	FY 2021 ACTUAL	FY 2022 ACTUAL	FY 2023 BUDGET	FY 2023 YTD ACTUAL	FY 2024 PROPOSED Revenue
34 Charges for Services	2,170,310.53	2,186,405.09	2,007,100.00	779,768.50	2,214,500.00
36 Investment Income	-	-	100.00	-	-
38 Miscellaneous	-	-	182,887.19	-	112,587.19
Total Budget	**2,170,310.53**	**2,186,405.09**	**2,190,087.19**	**779,768.50**	**2,327,087.19**

Budget Worksheet

Fund: 505 - WATER & SEWER
Revenue
Division: 44200 - WATER

Account Number	Account Description	FY 2021 ACTUAL	FY 2022 ACTUAL	FY 2023 BUDGET	FY 2023 YTD ACTUAL	FY 2024 Proposed Revenue
505-44200-344210	WATER RESIDENTIAL	750,812.34	700,473.11	650,000.00	242,740.75	710,000.00
505-44200-344211	WATER APTS./MH	461,284.30	571,278.35	400,000.00	197,092.22	575,000.00
505-44200-344212	WATER IRRIGATION	17,748.29	24,759.62	20,000.00	2,636.02	20,000.00
505-44200-344215	WATER COMMERCIAL	524,816.07	491,024.87	450,000.00	165,931.18	475,000.00
505-44200-344216	WATER BASE RESIDENTIAL	184,225.51	186,294.65	155,000.00	93,516.16	175,000.00
505-44200-344217	WATER BASE COMMERCIAL	128,101.00	121,686.50	135,000.00	50,426.20	130,000.00
505-44200-344220	WATER CONNECT	14,900.00	18,900.00	55,000.00	4,950.00	20,000.00
505-44200-344221	WATER 2ND FIRELINE METERS	2,062.80	2,062.80	2,000.00	687.60	2,000.00
505-44200-344223	WATER MISCELLANEOUS	-	-	100.00	-	-
505-44200-344290	LATE FEES	73,760.22	60,984.67	55,000.00	20,538.37	50,000.00
505-44200-344295	RECONNECT FEE	600.00	2,940.52	10,000.00	1,250.00	2,500.00
505-44200-344299	WATER IMPACT FEES	12,000.00	6,000.00	75,000.00	-	55,000.00
505-44200-361000	INTEREST REVENUES	-	-	100.00	-	-
505-44200-389040	FROM RESERVES	-	-	182,887.19	-	112,587.19
Division: 44200 - WATER Total:		**2,170,310.53**	**2,186,405.09**	**2,190,087.19**	**779,768.50**	**2,327,087.19**

Budget Worksheet

Fund: 510 - Stormwater

	FY 2021 ACTUAL	FY 2022 ACTUAL	FY 2023 BUDGET	FY 2023 YTD ACTUAL	FY 2024 PROPOSED Revenue
31 Taxes	1,500.27	993.33	-	970.32	1,499.79
34 Charges for Services	1,040,571.35	1,036,214.79	1,038,517.79	38,682.25	1,207,000.00
38 Miscellaneous	-	-	-	-	-
39 Other Financing Sources	108,442.70	73,188.00	-	-	-
Total Budget	**1,150,514.32**	**1,110,396.12**	**1,038,517.79**	**39,652.57**	**1,208,499.79**

Budget Worksheet

Fund: 510 - STORMWATER
Revenue
Division: 42500 - STORMWATER

Account Number	Account Description	FY 2021 ACTUAL	FY 2022 ACTUAL	FY 2023 BUDGET	FY 2023 YTD ACTUAL	FY 2024 Proposed Revenue
510-00000-319900	PENALTY/INTEREST STRMWTR	1,500.27	993.33	-	970.32	1,499.79
510-00000-349700	STORMWATER FEES	941,749.60	1,004,177.38	1,035,827.00	337.85	1,202,000.00
510-00000-349800	STORMWATER FEES PRIOR YRS	98,821.75	32,037.41	2,690.79	38,344.40	5,000.00
510-00000-389040	FROM RESERVES	-	-	-	-	-
510-00000-392505	CONTRIBUTED CAPITAL	108,442.70	73,188.00	-	-	-
Division: 00000 - OPENING ENTRIES Total:		**1,150,514.32**	**1,110,396.12**	**1,038,517.79**	**39,652.57**	**1,208,499.79**

Budget Worksheet

Fund: 540 - Sanitation Solid Waste Collection

	FY 2021 ACTUAL	FY 2022 ACTUAL	FY 2023 BUDGET	FY 2023 YTD ACTUAL	FY 2024 PROPOSED Revenue
31 Taxes	2,270.91	1,695.68	1,000.00	1,249.24	1,000.23
34 Charges for Services	1,679,809.09	1,696,585.88	1,705,765.00	42,578.96	2,500,600.00
38 Miscellaneous	103,893.93	113,420.21	215,427.43	9,424.62	356,592.00
Total Budget	**1,785,973.93**	**1,811,701.77**	**1,922,192.43**	**53,252.82**	**2,858,192.23**

Budget Worksheet

Fund: 540 - SANITATION SOLID WASTE COLLECTION
Revenue
Division: 45200 - SANITATION SOLID WASTE COLLECTION

Account Number	Account Description	FY 2021 ACTUAL	FY 2022 ACTUAL	FY 2023 BUDGET	FY 2023 YTD ACTUAL	FY 2024 Proposed Revenue
540-00000-319901	PENALTY/INTEREST SANI	2,270.91	1,695.68	1,000.00	1,249.24	1,000.23
540-00000-344110	SAN-REVENUE	1,671,565.12	1,691,393.56	1,698,765.00	38,735.81	2,494,100.00
540-00000-344130	SAN-RECYCLED MAT REVENUE	298.20	1,252.80	2,000.00	-	1,500.00
540-00000-349801	SANI-PRIOR YEARS REVENUE	7,945.77	3,939.52	5,000.00	3,843.15	5,000.00
540-00000-381000	RENTS & ROYALTIES	103,893.93	113,420.21	130,000.00	9,424.62	115,000.00
540-00000-389040	FROM RESERVES	-	-	85,427.23	-	241,592.00
Division: 00000 - OPENING ENTRIES Total:		**1,785,973.93**	**1,811,701.77**	**1,922,192.23**	**53,252.82**	**2,858,192.23**

Budget Worksheet

Fund: 555 - Merle Manders Conference Center

	FY 2021 ACTUAL	FY 2022 ACTUAL	FY 2023 BUDGET	FY 2023 YTD ACTUAL	FY 2024 PROPOSED Revenue
38 Miscellenous	(11,010.00)	10,785.00	210,000.00	74,884.03	213,100.00
39 Other Financing Sources	542,633.43	-	525,607.18	-	526,057.18
Total Budget	**531,623.43**	**10,785.00**	**735,607.18**	**74,884.03**	**739,157.18**

Budget Worksheet

Fund: 555 - MERLE MANDERS CONFERENCE CENTER
Revenue
Division: 15650 - GOVERNMENT BUILDINGS/PROPERTY

Account Number	Account Description	FY 2021 ACTUAL	FY 2022 ACTUAL	FY 2023 BUDGET	FY 2023 YTD ACTUAL	FY 2024 Proposed Revenue
555-00000-381000	RENTS & ROYALTIES	(9,660.00)	10,170.00	200,000.00	64,499.00	200,000.00
555-00000-381201	EQUIPMENT RENTAL	-	-	-	1,700.00	3,000.00
555-00000-381205	TABLE RENTALS	-	15.00	-	105.00	200.00
555-00000-381215	AUDIO EQUIPMENT RENTAL	-	-	-	600.00	600.00
555-00000-381220	PODIUM RENTAL	-	-	-	200.00	300.00
555-00000-381225	PROJECTOR RENTAL	-	250.00	-	450.00	500.00
555-00000-381230	PROJECTION SCREEN RENTAL	-	100.00	-	-	100.00
555-00000-381301	DANCE FLOOR RENTAL	-	-	10,000.00	-	
555-00000-381305	STAGE RENTAL	-	-	-	500.00	500.00
555-00000-389002	DAMAGE FEES	-	300.00	-	-	500.00
555-00000-389004	KITCHEN RENTAL	-	-	-	-	
555-00000-389007	CANCELLATION FEE	-	-	-	-	
555-00000-389018	CLIENT EVENT ATTENDANT	(1,350.00)	(50.00)	-	6,500.00	7,000.00
555-00000-389030	MISCELLANEOUS	-	-	-	330.03	400.00
555-00000-391100	OPERATING TRANSFERS IN	542,633.43	-	525,607.18	-	526,057.18
Division: 00000 - OPENING ENTRIES Total:		**531,623.43**	**10,785.00**	**735,607.18**	**74,884.03**	**739,157.18**

Budget Worksheet

Fund: 565 - Amphitheater Complex

	FY 2021 ACTUAL	FY 2022 ACTUAL	FY 2023 BUDGET	FY 2023 YTD ACTUAL	FY 2024 PROPOSED Revenue
34 Charges for Services	173,695.14	445,079.52	1,060,000.00	2,500.00	1,060,000.00
38 Miscellenous	-	2,500.00	715,000.00	2,500.00	940,000.00
39 Other Financing Sources	-	-	-	-	-
Total Budget	**173,695.14**	**447,579.52**	**1,775,000.00**	**5,000.00**	**2,000,000.00**

Budget Worksheet

Revenue

Fund: 565 - AMPHITHEATER COMPLEX

Account Number	Account Description	FY 2021 ACTUAL	FY 2022 ACTUAL	FY 2023 BUDGET	FY 2023 YTD ACTUAL	FY 2024 Proposed Revenue
565-00000-347300	TICKET SALES	155,862.70	445,079.52	1,000,000.00	-	1,000,000.00
565-00000-347305	CONCESSION SALES	17,832.44	-	60,000.00	2,500.00	60,000.00
565-00000-381000	RENTS & ROYALTIES	-	2,500.00	715,000.00	-	540,000.00
565-00000-389045	SPONSORSHIPS	-	-	-	2,500.00	400,000.00
565-00000-391000	TRANSFER FROM SPLOST IV BOND ACCT	-	-	-	-	
Division: 00000 - OPENING ENTRIES Total:		**-**	**447,579.52**	**1,775,000.00**	**5,000.00**	**2,000,000.00**

EXPENDITURES

Budget Worksheet

Division: 11100 - GOVERNING BODY

	FY 2021 ACTUAL	FY 2022 ACTUAL	FY 2023 BUDGET	FY 2023 YTD ACTUAL	FY 2024 PROPOSED EXPENDITURES
51 Personal Service	188,352.92	208,063.11	329,020.72	120,825.68	379,620.72
52 Purchased/ Contract Services	80,853.31	118,183.07	102,800.00	72,086.43	149,350.00
53 Supplies	32,860.85	39,405.71	51,800.00	14,821.06	52,800.00
Total Budget	**302,067.08**	**365,651.89**	**483,620.72**	**207,733.17**	**581,770.72**

Budget Worksheet

Stockbridge
Where Community Connects

Expense
Division: 11100 - GOVERNING BODY

Account Number	Account Description	FY 2021 ACTUAL	FY 2022 ACTUAL	FY 2023 BUDGET	FY 2023 YTD ACTUAL	FY 2024 PROPOSED EXPENDITURES
100-11100-511100	REGULAR EMPLOYEE SALARIES	-	-	103,563.20	34,277.55	103,563.20
100-11100-511120	MAYOR	14,400.00	14,400.00	14,000.00	6,000.00	24,000.00
100-11100-511121	COUNCIL	60,000.00	60,000.00	60,000.00	25,000.00	100,000.00
100-11100-511300	OVERTIME	-	-	200.00	438.01	800.00
100-11100-512100	GRP INSRNC MEDICAL/DENTAL	102,688.21	123,029.80	107,757.52	44,992.40	107,757.52
100-11100-512110	GROUP INSURANCE LIFE	121.20	118.97	1,000.00	45.15	1,000.00
100-11100-512111	GROUP INSURANCE VISION	556.02	561.87	1,000.00	229.10	1,000.00
100-11100-512200	MEDICARE 1.45%	1,078.80	1,078.80	1,200.00	832.70	1,200.00
100-11100-512400	PENSION	8,371.36	7,745.40	34,000.00	8,537.04	34,000.00
100-11100-512700	WORKER'S COMPENSATION	1,137.33	1,128.27	2,300.00	473.73	2,300.00
100-11100-512851	HRA DEDUCTIBLE	-	-	4,000.00	-	4,000.00
100-11100-521101	OFFICIAL/ADMINISTRATIVE	1,968.80	5,694.55	7,000.00	7,857.32	14,000.00
100-11100-521301	CODIFICATION	6,814.33	14,102.17	-	-	-
100-11100-522341	COPIER RENTAL	-	-	-	202.60	650.00
100-11100-523310	PUBLIC NOTICES	1,080.00	2,200.00	-	656.00	-
100-11100-523400	PRINTING & BINDING	589.91	3,662.21	2,000.00	1,138.34	4,000.00
100-11100-523500	TRAVEL	23.29	429.20	1,500.00	-	2,000.00
100-11100-523502	TRAVEL MAYOR	1,849.57	4,890.36	5,000.00	4,543.74	10,000.00
100-11100-523503	TRAVEL COUNCIL 1	191.09	(199.05)	5,000.00	5,009.92	10,000.00
100-11100-523504	TRAVEL COUNCIL 2	3,142.69	9,944.44	5,000.00	4,662.49	10,000.00
100-11100-523505	TRAVEL COUNCIL 3	411.91	3,188.43	5,000.00	5,869.02	10,000.00
100-11100-523506	TRAVEL COUNCIL 4	596.75	3,757.95	5,000.00	4,172.86	10,000.00
100-11100-523507	TRAVEL COUNCIL 5	1,565.09	2,285.06	5,000.00	814.42	10,000.00
100-11100-523600	DUES & FEES	-	-	200.00	-	100.00
100-11100-523601	DUES & FEES MAYOR	147.00	102.99	100.00	-	100.00
100-11100-523602	DUES & FEES COUNCIL 1	-	-	100.00	-	100.00
100-11100-523603	DUES & FEES COUNCIL 2	-	-	100.00	-	100.00
100-11100-523604	DUES & FEES COUNCIL 3	-	(580.00)	100.00	-	100.00
100-11100-523605	DUES & FEES COUNCIL 4	-	-	100.00	-	100.00
100-11100-523606	DUES & FEES COUNCIL 5	-	-	100.00	-	100.00
100-11100-523700	EDUCATION & TRAINING	800.00	-	1,500.00	-	2,000.00
100-11100-523702	EDUCATION & TRAINING MAYOR	2,255.00	3,090.00	5,000.00	2,302.15	6,000.00
100-11100-523703	EDUCATION & TRAINING COUNCIL 1	950.00	264.78	5,000.00	2,030.00	6,000.00
100-11100-523704	EDUCATION & TRAINING COUNCIL 2	2,465.00	1,550.00	5,000.00	1,170.00	6,000.00
100-11100-523705	EDUCATION & TRAINING COUNCIL 3	2,080.00	2,204.00	5,000.00	515.00	6,000.00
100-11100-523706	EDUCATION & TRAINING COUNCIL 4	1,390.00	2,218.56	5,000.00	1,170.00	6,000.00
100-11100-523707	EDUCATION & TRAINING COUNCIL 5	985.00	689.78	5,000.00	1,170.00	6,000.00
100-11100-523911	COUNCIL INTIATIVES MAYOR	1,135.48	4,249.02	5,000.00	941.46	5,000.00
100-11100-523912	COUNCIL INTIATIVES COUNCIL 1	13,090.71	23,848.00	5,000.00	16,028.41	5,000.00
100-11100-523913	COUNCIL INTIATIVES COUNCIL 2	10,260.50	5,973.77	5,000.00	1,893.09	5,000.00
100-11100-523914	COUNCIL INTIATIVES COUNCIL 3	9,477.57	10,494.74	5,000.00	-	5,000.00
100-11100-523915	COUNCIL INTIATIVES COUNCIL 4	8,239.49	9,666.78	5,000.00	3,859.99	5,000.00
100-11100-523916	COUNCIL INTIATIVES COUNCIL 5	9,344.13	4,455.33	5,000.00	6,079.62	5,000.00
100-11100-531110	COMPUTER EXPENSE	-	-	-	-	-
100-11100-531130	OFFICE SUPPLIES	2,766.93	3,004.78	2,500.00	718.43	2,500.00
100-11100-531132	COMMITTEE SUPPLIES	-	879.88	-	-	-
100-11100-531700	MISCELLANEOUS EXPENSE	5,211.97	2,849.63	3,000.00	1,288.95	4,000.00
100-11100-531701	HOSPITALITY/FOOD/BEVERAGE	-	3,805.17	7,000.00	1,461.56	7,000.00
100-11100-531747	CIVIC EVENTS	2,720.29	4,762.15	15,000.00	3,991.68	15,000.00
100-11100-531748	YOUTH ADVISORY COUNCIL	20,392.58	22,642.98	21,500.00	6,891.49	21,500.00
100-11100-531750	UNIFORMS	-	-	400.00	38.86	400.00
100-11100-531751	UNIFORMS MAYOR	20.00	-	400.00	-	400.00
100-11100-531752	UNIFORMS COUNCIL 1	508.39	1,017.50	400.00	64.00	400.00
100-11100-531753	UNIFORMS COUNCIL 2	755.48	-	400.00	-	400.00
100-11100-531754	UNIFORMS COUNCIL 3	473.76	-	400.00	-	400.00
100-11100-531755	UNIFORMS COUNCIL 4	20.00	-	400.00	366.09	400.00
100-11100-531756	UNIFORMS COUNCIL 5	(8.55)	443.62	400.00	-	400.00

Division: 11100 - GOVERNING BODY Total:	**302,067.08**	**365,651.89**	**483,620.72**	**207,733.17**	**581,770.72**

Budget Worksheet

Division: 11300 - CITY CLERK

	FY 2021 ACTUAL	FY 2022 ACTUAL	FY 2023 BUDGET	FY 2023 YTD ACTUAL	FY 2024 PROPOSED EXPENDITURES
51 Personal Service	382,585.29	477,215.33	300,509.31	98,686.44	303,154.28
52 Purchased/ Contract Services	10,917.18	18,995.18	34,325.00	3,520.74	35,125.00
53 Supplies	48,411.73	21,150.34	42,250.00	491.11	18,750.00
54 Capital Outlay	6,732.47	-	5,000.00	-	7,000.00
Total Budget	**448,646.67**	**517,360.85**	**382,084.31**	**102,698.29**	**364,029.28**

Budget Worksheet

Division: 11300 - CITY CLERK

Account Number	Account Description	FY 2021 ACTUAL	FY 2022 ACTUAL	FY 2023 BUDGET	FY 2023 YTD ACTUAL	FY 2024 PROPOSED EXPENDITURES
100-11300-511100	REGULAR EMPL. SALARIES	267,212.48	329,129.57	209,200.24	65,875.41	211,845.21
100-11300-511300	OVERTIME	595.42	2,937.85	2,000.00	459.59	2,000.00
100-11300-512100	GRP INSRNC MEDICAL/DENTAL	82,216.59	112,519.31	40,409.07	22,210.06	40,409.07
100-11300-512101	FEES GRP INS	-	-	1,500.00	-	1,500.00
100-11300-512110	GROUP INSURANCE LIFE	864.53	1,088.02	900.00	466.95	900.00
100-11300-512111	GROUP INSURANCE VISION	447.41	518.13	1,000.00	139.25	1,000.00
100-11300-512200	MEDICARE 1.45%	3,078.52	4,687.26	3,000.00	1,089.77	3,000.00
100-11300-512400	PENSION	26,938.08	25,100.64	32,000.00	8,034.84	32,000.00
100-11300-512600	UNEMPLOYMENT INSURANCE	-	-	2,000.00	-	2,000.00
100-11300-512700	WORKER'S COMPENSATION	1,232.26	1,234.55	2,000.00	410.57	2,000.00
100-11300-512800	EMPLOYEE ASSISTANCE PROG.	-	-	500.00	-	500.00
100-11300-512851	HRA DEDUCTIBLE	-	-	6,000.00	-	6,000.00
100-11300-521301	CODIFICATION	-	-	10,000.00	-	10,000.00
100-11300-522341	COPIER RENTAL	2,296.42	1,700.84	1,625.00	202.60	1,625.00
100-11300-523310	PUBLIC NOTICES	-	504.00	5,000.00	-	5,000.00
100-11300-523400	PRINTING & BINDING	52.00	1,910.00	500.00	302.26	1,000.00
100-11300-523500	TRAVEL	2,848.14	7,544.23	9,000.00	1,107.98	9,000.00
100-11300-523600	DUES & FEES	550.00	1,371.55	1,200.00	195.00	1,500.00
100-11300-523700	EDUCATION & TRAINING	4,977.17	5,544.00	6,500.00	1,654.00	6,500.00
100-11300-523940	POSTAGE	193.45	420.56	500.00	58.90	500.00
100-11300-531120	ELECTION EXPENSE	3,657.62	9,310.01	32,000.00	168.00	6,000.00
100-11300-531130	OFFICE SUPPLIES	4,210.95	4,731.33	1,500.00	91.71	2,500.00
100-11300-531140	SUPPLIES & MATERIALS	32,503.08	781.02	1,500.00	49.69	2,500.00
100-11300-531600	SMALL EQUIPMENT - NON CAPITAL	1,111.05	884.31	2,000.00	-	1,000.00
100-11300-531701	HOSPITALITY/FOOD/BEVERAGE	-	-	3,000.00	-	3,000.00
100-11300-531725	PROMOTIONAL ITEMS	5,737.47	4,094.32	1,500.00	-	3,000.00
100-11300-531750	UNIFORMS	1,191.56	1,349.35	750.00	181.71	750.00
100-11300-542400	COMPUTER SOFTWARE	6,732.47	-	5,000.00	-	7,000.00
Division: 11300 - CITY CLERK Total:		**448,646.67**	**517,360.85**	**382,084.31**	**102,698.29**	**364,029.28**

Budget Worksheet

Division: 13000 - EXECUTIVE

	FY 2021 ACTUAL	FY 2022 ACTUAL	FY 2023 BUDGET	FY 2023 YTD ACTUAL	FY 2024 PROPOSED EXPENDITURES
51 Personal Service	350,670.18	492,238.75	646,626.16	239,605.83	646,626.16
52 Purchased/ Contract Services	9,126.41	37,990.70	42,600.00	8,174.39	32,600.00
53 Supplies	13,994.49	21,783.69	13,500.00	3,270.14	13,500.00
57 Other Costs	82,704.30	130,227.59	90,000.00	7,499.21	-
Total Budget	**456,495.38**	**682,240.73**	**792,726.16**	**258,549.57**	**692,726.16**

Budget Worksheet

Division: 13000 - EXECUTIVE

Account Number	Account Description	FY 2021 ACTUAL	FY 2022 ACTUAL	FY 2023 BUDGET	FY 2023 YTD ACTUAL	FY 2024 PROPOSED EXPENDITURES
100-13000-511100	REGULAR EMPL. SALARIES	277,775.87	368,976.43	497,108.02	164,996.72	497,108.02
100-13000-511300	OVERTIME	-	-	500.00	76.37	500.00
100-13000-512100	GRP INSRNC MEDICAL/DENTAL	50,818.99	89,812.24	80,818.14	64,145.83	80,818.14
100-13000-512110	GROUP INSURANCE LIFE	751.53	959.04	3,000.00	670.58	3,000.00
100-13000-512111	GROUP INSURANCE VISION	278.38	414.18	1,000.00	322.95	1,000.00
100-13000-512200	MEDICARE 1.45%	4,651.03	5,232.26	6,000.00	2,292.10	6,000.00
100-13000-512400	PENSION	2,244.85	3,012.12	4,200.00	1,054.57	4,200.00
100-13000-512401	RETIREMENT CONTRIBUTION	13,162.52	22,352.62	40,000.00	5,427.70	40,000.00
100-13000-512600	UNEMPLOYMENT INSURANCE	-	-	2,500.00	-	2,500.00
100-13000-512700	WORKER'S COMPENSATION	987.01	1,479.86	3,000.00	619.01	3,000.00
100-13000-512800	EMPLOYEE ASSISTANCE PROG.	-	-	500.00	-	500.00
100-13000-512850	HRA REIMBURSEMENT	-	-	8,000.00	-	8,000.00
100-13000-521201	PROFESSIONAL SERVICES	-	11,734.49	20,000.00	-	10,000.00
100-13000-522341	COPIER RENTAL	1,253.96	1,872.52	1,100.00	202.60	1,100.00
100-13000-523400	PRINTING & BINDING	-	-	500.00	387.20	500.00
100-13000-523500	TRAVEL	2,130.45	13,229.69	7,000.00	3,579.59	7,000.00
100-13000-523600	DUES & FEES	4,142.00	2,718.00	7,000.00	1,700.00	7,000.00
100-13000-523700	EDUCATION & TRAINING	1,600.00	8,436.00	7,000.00	2,305.00	7,000.00
100-13000-531110	COMPUTER EXPENSE	-	395.75	-	-	-
100-13000-531130	OFFICE SUPPLIES	1,604.11	3,991.92	2,500.00	76.93	2,500.00
100-13000-531140	SUPPLIES & MATERIALS	-	2,834.26	-	-	-
100-13000-531700	MISCELLANEOUS EXPENSE	10,354.20	7,820.10	5,000.00	2,027.45	5,000.00
100-13000-531701	HOSPITALITY/FOOD/BEVERAGE	1,124.69	5,113.91	5,000.00	1,020.57	5,000.00
100-13000-531750	UNIFORMS	911.49	1,627.75	1,000.00	145.19	1,000.00
100-13000-579000	CONTINGENCIES	82,704.30	130,227.59	90,000.00	7,499.21	-
Division: 13000 - EXECUTIVE Total:		**456,495.38**	**682,240.73**	**792,726.16**	**258,549.57**	**692,726.16**

Budget Worksheet

Division: 15100 - FINANCIAL ADMINISTRATION

	FY 2021 ACTUAL	FY 2022 ACTUAL	FY 2023 BUDGET	FY 2023 YTD ACTUAL	FY 2024 PROPOSED EXPENDITURES
51 Personal Service	636,158.18	709,753.72	698,058.94	227,394.88	743,798.32
52 Purchased/ Contract Services	197,015.24	211,774.87	208,500.00	66,245.50	209,400.00
53 Supplies	3,569.17	7,278.33	3,100.00	3,261.25	5,250.00
54 Capital Outlay	39,645.49	57,601.77	31,500.00	-	41,000.00
57 Other Costs	-	-	-	-	-
61 Other Financing Uses	-	-	-	-	-
Total Budget	**876,388.08**	**986,408.69**	**941,158.94**	**296,901.63**	**999,448.32**

Budget Worksheet

Stockbridge
Where Community Connects

Division: 15100 - FINANCIAL ADMINISTRATION

Account Number	Account Description	FY 2021 ACTUAL	FY 2022 ACTUAL	FY 2023 BUDGET	FY 2023 YTD ACTUAL	FY 2024 PROPOSED EXPENDITURES
100-15100-511100	REGULAR EMPL. SALARIES	469,734.97	501,008.26	500,901.42	147,901.51	500,901.42
100-15100-511300	OVERTIME	168.17	425.01	200.00	155.91	200.00
100-15100-512100	GRP INSRNC MEDICAL/DENTAL	115,643.12	151,167.58	107,757.52	61,815.28	134,696.90
100-15100-512101	FEES GRP INS	1,439.25	2,133.00	2,000.00	724.50	2,500.00
100-15100-512110	GROUP INSURANCE LIFE	1,673.82	1,756.44	1,500.00	783.35	1,875.00
100-15100-512111	GROUP INSURANCE VISION	673.37	820.55	1,000.00	368.35	1,250.00
100-15100-512200	MEDICARE 1.45%	6,728.37	7,147.60	6,000.00	2,106.92	7,500.00
100-15100-512400	PENSION	35,323.36	37,702.20	47,200.00	11,851.40	59,000.00
100-15100-512600	UNEMPLOYMENT INSURANCE	-	-	4,200.00	-	5,250.00
100-15100-512700	WORKER'S COMPENSATION	1,729.55	1,970.43	4,000.00	827.46	5,000.00
100-15100-512800	EMPLOYEE ASSISTANCE PROG.	1,044.20	1,622.65	1,300.00	860.20	1,625.00
100-15100-512851	HRA DEDUCTIBLE	2,000.00	4,000.00	22,000.00	-	24,000.00
100-15100-521100	CONSULTANT FEES	14,875.00	10,000.00	25,000.00	1,500.00	20,000.00
100-15100-521210	ACCOUNTING,ANNUAL AUDIT	50,825.00	56,030.00	45,000.00	22,000.00	50,000.00
100-15100-521218	LEGAL, OTHER	-	617.78	-	-	-
100-15100-521223	PAYROLL FEES	7,407.07	12,041.87	10,000.00	3,691.90	10,000.00
100-15100-521335	SHREDING	-	-	-	-	-
100-15100-522210	MAINTENANCE AGREEMENTS	48,071.48	48,125.06	48,000.00	435.00	48,000.00
100-15100-522250	AUTO & TRUCK REPAIR	-	4.13	-	-	-
100-15100-522320	RENTAL OF EQUIP & VEHICLE	504.00	504.00	500.00	126.00	400.00
100-15100-522341	COPIER RENTAL	5,137.51	4,939.34	3,500.00	743.72	4,000.00
100-15100-523240	AT&T CLUB SERVICE	11,874.25	13,793.38	10,000.00	4,732.51	10,000.00
100-15100-523246	TELECOMMUNICATION	21,709.08	20,880.83	22,000.00	6,894.32	22,000.00
100-15100-523310	PUBLIC NOTICES	574.00	448.00	-	840.00	-
100-15100-523400	PRINTING & BINDING	-	194.53	500.00	776.50	500.00
100-15100-523500	TRAVEL	2,799.71	6,725.57	9,000.00	327.50	10,000.00
100-15100-523600	DUES & FEES	1,540.51	1,485.00	2,500.00	967.00	2,000.00
100-15100-523700	EDUCATION & TRAINING	7,092.00	6,081.00	10,000.00	780.00	10,000.00
100-15100-523901	BANK CHARGES	246.25	2,383.65	5,000.00	5,303.68	5,000.00
100-15100-523909	CREDIT CARD EXPENSES	23,456.73	25,347.83	15,000.00	16,759.23	15,000.00
100-15100-523940	POSTAGE	902.65	2,172.90	2,500.00	368.14	2,500.00
100-15100-531110	COMPUTER EXPENSE	-	2,278.47	-	-	-
100-15100-531130	OFFICE SUPPLIES	4,046.12	3,968.65	1,000.00	2,487.79	3,000.00
100-15100-531140	SUPPLIES & MATERIALS	1,014.13	83.74	500.00	104.99	500.00
100-15100-531700	MISCELLANEOUS EXPENSE	(2,857.45)	776.06	500.00	454.15	500.00
100-15100-531701	HOSPITALITY/FOOD/BEVERAGE	600.82	146.68	500.00	14.43	750.00
100-15100-531750	UNIFORMS	765.55	24.73	600.00	199.89	500.00
100-15100-541406	STORM WATER/PROPERTY TAX	20,278.82	20,121.28	10,000.00	-	20,000.00
100-15100-542300	FURNITURE & FIXTURES	960.00	345.49	500.00	-	500.00
100-15100-542400	COMPUTER SOFTWARE	18,456.67	35,210.00	20,000.00	-	20,000.00
100-15100-542500	EQUIPMENT	-	1,925.00	1,000.00	-	500.00
Division: 15100 - FINANCIAL ADMINISTRATION Total:		**876,438.08**	**986,408.69**	**941,158.94**	**296,901.63**	**999,448.32**

Budget Worksheet

Division: 15110 - NON-DEPARTMNTA

	FY 2021 ACTUAL	FY 2022 ACTUAL	FY 2023 BUDGET	FY 2023 YTD ACTUAL	FY 2024 PROPOSED EXPENDITURES
52 Purchased/ Contract Services	533,535.68	605,153.29	375,200.00	113,488.38	668,200.00
53 Supplies	12,141.62	13,128.40	10,000.00	2,397.12	10,000.00
54 Capital Outlay	27,028.99	36,449.42	43,000.00	4,500.00	43,000.00
57 Other Costs	-	7,945.50	15,000.00	-	15,000.00
Total Budget	**572,706.29**	**662,676.61**	**443,200.00**	**120,385.50**	**736,200.00**

Budget Worksheet

Division: 15110 - NON-DEPARTMNTA

Account Number	Account Description	FY 2021 ACTUAL	FY 2022 ACTUAL	FY 2023 BUDGET	FY 2023 YTD ACTUAL	FY 2024 PROPOSED EXPENDITURES
100-15110-521100	CONSULTANT FEES	87,008.75	77,312.50	80,000.00	-	80,000.00
100-15110-521217	LEGAL	366,912.38	336,336.77	150,000.00	68,075.00	350,000.00
100-15110-521218	LEGAL, OTHER	64,827.77	153,527.40	120,000.00	34,773.92	150,000.00
100-15110-521335	SHREDING	937.58	1,299.97	2,000.00	-	2,000.00
100-15110-522250	AUTO & TRUCK REPAIR (ADMIN. VEHICLES)	1,728.94	1,050.82	3,000.00	588.98	3,000.00
100-15110-523300	ADVERTISEMENT	-	110.00	200.00	-	200.00
100-15110-523600	DUES & FEES (GMA DUES)	9,950.30	9,480.03	12,000.00	10,050.48	15,000.00
100-15110-523945	WEBSITE	-	22,997.80	5,000.00	-	15,000.00
100-15110-523946	SEE CLICK FIX SOFTWARE	2,169.96	3,038.00	3,000.00	-	3,000.00
100-15110-531140	SUPPLIES & MATERIALS (CITY HALL)	12,141.62	13,128.40	10,000.00	2,397.12	10,000.00
100-15110-531710	CHRISTMAS DECORATIONS	-	-	-	-	-
100-15110-542402	AGENDA SOFTWARE	4,199.99	7,199.98	8,000.00	-	8,000.00
100-15110-542403	CITY-WIDE DIGITAL SOFTWARE CONVERSION	10,829.00	19,249.44	25,000.00	4,500.00	25,000.00
100-15110-542404	APP SOFTWARE	12,000.00	10,000.00	10,000.00	-	10,000.00
100-15110-571000	ABATEMENT PROGRAM	-	7,945.50	15,000.00		15,000.00
100-15110-5XXXXX	OPENGOV	-	-	-	-	50,000.00
Division: 15110 - NON-DEPARTMNTA Total:		**572,706.29**	**662,676.61**	**443,200.00**	**120,385.50**	**736,200.00**

Budget Worksheet

Division: 15160 - BUSINESS SERVICES

	FY 2021 ACTUAL	FY 2022 ACTUAL	FY 2023 BUDGET	FY 2023 YTD ACTUAL	FY 2024 PROPOSED EXPENDITURES
51 Personal Service	149,662.62	241,364.75	222,861.30	88,125.80	222,861.30
52 Purchased/ Contract Services	9,778.67	12,926.99	11,685.00	2,447.94	10,650.00
53 Supplies	2,887.87	2,856.99	3,785.00	437.92	3,200.00
Total Budget	**162,329.16**	**257,148.73**	**238,331.30**	**91,011.66**	**236,711.30**

Budget Worksheet

Division: 15160 - BUSINESS SERVICES

Account Number	Account Description	FY 2021 ACTUAL	FY 2022 ACTUAL	FY 2023 BUDGET	FY 2023 YTD ACTUAL	FY 2024 PROPOSED EXPENDITURES
100-15160-511100	REGULAR SALARIES	90,548.78	140,468.25	149,052.23	48,246.27	149,052.23
100-15160-511300	OVERTIME	7.35	41.48	-	-	-
100-15160-512100	GRP INSRNC MEDICAL/DENTAL	42,202.21	80,281.31	40,409.07	33,410.50	40,409.07
100-15160-512110	GROUP INSURANCE LIFE	368.58	488.40	850.00	245.90	850.00
100-15160-512111	GROUP INSURANCE VISION	180.12	326.42	1,000.00	168.90	1,000.00
100-15160-512200	MEDICARE 1.45%	1,243.71	1,902.72	1,800.00	656.79	1,800.00
100-15160-512400	PENSION	9,554.06	13,446.84	18,750.00	4,707.92	18,750.00
100-15160-512600	UNEMPLOYMENT INSURANCE	-	-	2,000.00	-	2,000.00
100-15160-512700	WORKER'S COMPENSATION	987.01	2,409.33	3,000.00	689.52	3,000.00
100-15160-512851	HRA DEDUCTIBLE	4,570.80	2,000.00	6,000.00	-	6,000.00
100-15160-521201	PROFESSIONAL FEES	-	-	-	-	-
100-15160-521300	TECHNICAL SERVICES	-	-	-	-	-
100-15160-521310	SOFTWARE	656.25	131.25	500.00	-	-
100-15160-522210	MAINTENANCE AGREEMENT	902.08	2,613.63	2,700.00	-	2,700.00
100-15160-522341	COPIER RENTAL	1,951.31	2,267.01	1,785.00	549.12	1,800.00
100-15160-523300	ADVERTISEMENT	-	-	-	-	-
100-15160-523400	PRINTING & BINDING	1,928.82	1,349.48	1,000.00	459.32	1,500.00
100-15160-523500	TRAVEL	1,740.57	2,671.15	2,700.00	801.00	1,700.00
100-15160-523600	DUES & FEES	140.00	90.00	150.00	-	150.00
100-15160-523700	EDUCATION & TRAINING	150.00	1,457.76	1,050.00	-	1,000.00
100-15160-523721	BUSINESS RETENTION	-	-	-	-	-
100-15160-523940	POSTAGE	2,309.64	2,346.71	1,800.00	638.50	1,800.00
100-15160-531140	SUPPLIES & MATERIALS	1,953.89	2,371.64	2,000.00	49.16	2,000.00
100-15160-531600	SMALL EQUIPMENT - NON CAPITAL	933.98	-	910.00	-	900.00
100-15160-531701	HOSPITALITY/FOOD/BEVERAGE	-	-	525.00	-	-
100-15160-531725	PROMOTIONAL ITEMS	-	-	-	-	-
100-15160-531750	UNIFORMS	-	485.35	350.00	388.76	300.00
Division: 15160 - BUSINESS SERVICES Total:		**162,329.16**	**257,148.73**	**238,331.30**	**91,011.66**	**236,711.30**

Budget Worksheet

Division: 15350 - INFORMATION TECHNOLOGY

	FY 2021 ACTUAL	FY 2022 ACTUAL	FY 2023 BUDGET	FY 2023 YTD ACTUAL	FY 2024 PROPOSED EXPENDITURES
51 Personal Service	-	-	311,909.07	8,461.21	311,909.07
52 Purchased/ Contract Services	343,293.55	561,044.50	439,900.00	212,624.70	253,450.00
53 Supplies	45,915.66	52,517.86	51,500.00	37,566.46	51,500.00
54 Capital Outlay	18,512.40	48,343.62	220,000.00	90,217.24	145,000.00
Total Budget	**407,721.61**	**661,905.98**	**1,023,309.07**	**348,869.61**	**761,859.07**

Budget Worksheet

Division: 15350 - INFORMATION TECHNOLOGY

Account Number	Account Description	FY 2021 ACTUAL	FY 2022 ACTUAL	FY 2023 BUDGET	FY 2023 YTD ACTUAL	FY 2024 PROPOSED EXPENDITURES
100-15350-511100	REGULAR EMPL. SALARIES	-	-	210,000.00	-	210,000.00
100-15350-512100	GRP INSRNC MEDICAL/DENTAL	-	-	40,409.07	-	40,409.07
100-15350-512101	FEES GRP INS	-	-	1,500.00	-	1,500.00
100-15350-512110	GROUP INSURANCE LIFE	-	-	6,000.00	-	6,000.00
100-15350-512111	GROUP INSURANCE VISION	-	-	3,000.00	-	3,000.00
100-15350-512200	MEDICARE 1.45%	-	-	6,000.00	-	6,000.00
100-15350-512400	PENSION	-	-	30,000.00	7,532.68	30,000.00
100-15350-512600	UNEMPLOYMENT INSURANCE	-	-	3,000.00	-	3,000.00
100-15350-512700	WORKER'S COMPENSATION	-	-	4,500.00	928.53	4,500.00
100-15350-512800	EMPLOYEE ASSISTANCE PROG.	-	-	1,500.00	-	1,500.00
100-15350-512851	HRA DEDUCTIBLE	-	-	6,000.00	-	6,000.00
100-15350-521351	IT SERVICES (CONTRACTED)	239,844.18	326,838.57	275,000.00	131,868.60	63,250.00
100-15350-521352	IT SERVICES FOR PHONE SYSTEM	99,082.33	229,832.31	84,000.00	79,632.73	165,000.00
100-15350-521353	IT SERVICES FOR INTERNET SERVICES	4,367.04	4,373.62	65,700.00	1,123.37	10,000.00
100-15350-522210	MAINTENANCE AGREEMENTS	-	-	5,000.00	-	5,000.00
100-15350-522341	COPIER RENTAL	-	-	1,500.00	-	1,500.00
100-15350-523500	TRAVEL	-	-	3,500.00	-	3,500.00
100-15350-523600	DUES & FEES	-	-	1,500.00	-	1,500.00
100-15350-523700	EDUCATION & TRAINING	-	-	3,700.00	-	3,700.00
100-15350-531110	COMPUTER EXPENSE	45,915.66	52,517.86	45,000.00	37,542.46	45,000.00
100-15350-531130	OFFICE SUPPLIES	-	-	1,500.00	24.00	1,500.00
100-15350-531140	SUPPLIES & MATERIALS	-	-	2,500.00	-	2,500.00
100-15350-531142	HAND TOOLS & SMALL EQUIP	-	-	2,000.00	-	2,000.00
100-15350-531750	UNIFORMS	-	-	500.00	-	500.00
100-15350-541400	Computer NETWORK INFRASTRUCTURE	18,512.40	45,993.62	80,000.00	7,832.90	45,000.00
100-15350-541488	IT CAPITAL PROJECTS	-	2,350.00	-	-	-
100-15350-542400	COMPUTER SOFTWARE	-	-	60,000.00	82,384.34	60,000.00
100-15350-542500	EQUIPMENT	-	-	80,000.00	-	40,000.00
Division: 15350 - INFORMATION TECHNOLOGY Total:		**407,721.61**	**661,905.98**	**1,023,309.07**	**348,869.61**	**761,859.07**

Budget Worksheet

Division: 15400 - HUMAN RESOURCES

	FY 2021 ACTUAL	FY 2022 ACTUAL	FY 2023 BUDGET	FY 2023 YTD ACTUAL	FY 2024 PROPOSED EXPENDITURES
51 Personal Service	115,810.47	167,623.37	225,215.46	68,219.28	223,215.46
52 Purchased/ Contract Services	290,933.05	493,322.90	343,150.00	135,699.38	335,350.00
53 Supplies	4,251.98	5,087.11	7,950.00	627.12	4,850.00
54 Capital Outlay	-	-	-	-	-
57 Other Costs	10,000.00	-	-	-	-
61 Other Financing Uses	-	-	-	-	-
Total Budget	**420,995.50**	**666,033.38**	**576,315.46**	**204,545.78**	**563,415.46**

Budget Worksheet

Division: 15400 - HUMAN RESOURCES

Account Number	Account Description	FY 2021 ACTUAL	FY 2022 ACTUAL	FY 2023 BUDGET	FY 2023 YTD ACTUAL	FY 2024 PROPOSED EXPENDITURES
100-15400-511100	REGULAR EMPL. SALARIES	94,448.89	128,797.35	145,762.99	47,995.24	145,762.99
100-15400-512100	GRP INSRNC MEDICAL/DENTAL	11,588.95	21,556.01	35,919.17	11,291.90	35,919.17
100-15400-512110	GROUP INSURANCE LIFE	306.72	406.68	466.64	211.50	466.64
100-15400-512111	GROUP INSURANCE VISION	65.48	103.40	1,333.33	60.20	1,333.33
100-15400-512200	MEDICARE 1.45%	1,362.25	1,926.10	2,133.33	682.43	2,133.33
100-15400-512400	PENSION	7,792.93	14,343.24	30,666.67	7,700.08	30,666.67
100-15400-512600	UNEMPLOYMENT INSURANCE	-	-	1,600.00	-	1,600.00
100-15400-512700	WORKER'S COMPENSATION	245.25	490.59	1,333.33	277.93	1,333.33
100-15400-512800	EMPLOYEE ASSISTANCE PROG.	-	-	-	-	-
100-15400-512851	HRA	-	-	6,000.00	-	4,000.00
100-15400-521100	CONSULTANT FEES	13,682.98	11,203.25	11,300.00	3,270.96	12,000.00
100-15400-522210	MAINTENANCE AGEEMENTS	114.32	57.16	500.00	-	500.00
100-15400-522230	EQUIPMENT REPAIRS	-	-	-	-	-
100-15400-522320	RENTAL OF EQUIP & VEHICLE	6,174.76	6,316.39	6,400.00	1,579.08	6,400.00
100-15400-522341	COPIER RENTAL	1,403.43	1,807.00	700.00	202.60	700.00
100-15400-523110	INSURANCE GEN. LIABILITY	190,340.61	334,502.37	200,000.00	80,848.75	185,800.00
100-15400-523300	ADVERTISING	2,496.90	4,584.50	2,000.00	1,516.25	5,000.00
100-15400-523400	PRINTING & BINDING	356.25	187.54	500.00	335.61	500.00
100-15400-523500	TRAVEL	939.05	3,159.06	1,500.00	328.00	3,500.00
100-15400-523600	DUES & FEES	423.00	609.00	500.00	-	700.00
100-15400-523700	EDUCATION & TRAINING	1,090.00	2,455.00	1,700.00	280.00	3,000.00
100-15400-523708	TRAINING & DEVELOPMENT	28,200.00	56,100.00	38,800.00	2,500.00	30,000.00
100-15400-523850	PERSONNEL SERVICE	-	15,790.43	15,000.00	(10,824.62)	15,000.00
100-15400-523851	INTERN HELP	2,035.00	7,306.50	15,000.00	232.50	10,000.00
100-15400-523855	CONTRACT SERVICES	1,346.55	1,635.26	2,500.00	1,016.85	2,500.00
100-15400-523909	CREDIT CARD EXPENSES	-	1,701.31	1,500.00	319.77	1,500.00
100-15400-523930	DRUG TESTING, VACCINES	577.50	1,440.00	1,500.00	-	1,500.00
100-15400-523936	HR EXPENSES	2,933.78	1,819.10	1,500.00	798.29	1,500.00
100-15400-523937	HEALTH & WELLNESS	38,693.57	42,544.16	42,000.00	53,260.00	55,000.00
100-15400-523940	POSTAGE	125.35	104.87	250.00	35.34	250.00
100-15400-531110	COMPUTER EXPENSE	-	-	-	-	-
100-15400-531130	OFFICE SUPPLIES	389.81	1,060.39	500.00	15.67	500.00
100-15400-531700	MISCELLANEOUS EXPENSE	1,340.06	780.68	1,000.00	495.88	1,000.00
100-15400-531701	HOSPITALITY/FOOD/BEVERAGE	2,277.81	2,727.01	6,000.00	71.35	3,000.00
100-15400-531710	CHRISTMAS DECORATIONS	-	213.45	250.00	-	250.00
100-15400-531750	UNIFORM	244.30	305.58	200.00	44.22	100.00
100-15400-542300	FURNITURE & FIXTURE	-	-	-	-	-
100-15400-542500	EQUIPMENT	-	-	-	-	-
100-15400-573200	LIABILITY INSURANCE DEDUCT	10,000.00	-	-	-	-
Division: 15400 - HUMAN RESOURCES Total:		**420,995.50**	**666,033.38**	**576,315.46**	**204,545.78**	**563,415.46**

Budget Worksheet

Division: 15650 - GOVERNMENT BUILDINGS/PROPERTY

	FY 2021 ACTUAL	FY 2022 ACTUAL	FY 2023 BUDGET	FY 2023 YTD ACTUAL	FY 2024 PROPOSED EXPENDITURES
51 Personal Service	205,678.73	220,514.93	269,083.75	78,044.99	269,083.75
52 Purchased/ Contract Services	347,440.84	530,585.08	520,800.00	142,499.21	658,832.00
53 Supplies	223,994.54	310,935.00	93,650.00	147,368.82	115,500.00
54 Capital Outlay	37,991.63	15,452.58	12,500.00	-	65,000.00
Total Budget	**815,105.74**	**1,077,487.59**	**896,033.75**	**367,913.02**	**1,108,415.75**

Budget Worksheet

Stockbridge
Where Community Connects

Division: 15650 - GOVERNMENT BUILDINGS/PROPERTY

Account Number	Account Description	FY 2021 ACTUAL	FY 2022 ACTUAL	FY 2023 BUDGET	FY 2023 YTD ACTUAL	FY 2024 PROPOSED EXPENDITURES
100-15650-511100	REGULAR EMPL. SALARIES	123,207.87	127,804.24	170,474.68	41,308.98	170,474.68
100-15650-511300	OVERTIME	3,283.05	3,401.78	15,000.00	-	15,000.00
100-15650-512100	GRP INSRNC MEDICAL/DENTAL	58,473.28	69,680.67	40,409.07	27,764.55	40,409.07
100-15650-512110	GROUP INSURANCE LIFE	500.38	449.16	1,500.00	199.70	1,500.00
100-15650-512111	GROUP INSURANCE VISION	315.03	312.33	1,000.00	138.80	1,000.00
100-15650-512200	MEDICARE 1.45%	1,821.82	1,854.60	2,200.00	582.32	2,200.00
100-15650-512400	PENSION	16,845.04	15,777.60	30,000.00	7,532.68	30,000.00
100-15650-512700	WORKER'S COMPENSATION	1,232.26	1,234.55	2,500.00	517.96	2,500.00
100-15650-512851	HRA, DEDUCTIBLE	-	-	6,000.00	-	6,000.00
100-15650-521200	PROFESSIONAL FEES	-	-	-	-	10,000.00
100-15650-521230	ENGINEERING FEES	-	-	5,000.00	-	5,000.00
100-15650-522210	MAINTENANCE AGREEMENTS	24,580.59	21,309.37	25,000.00	12,647.67	100,000.00
100-15650-522216	LANDSCAPING/PLANTS NEW CH	-	340.50	-	-	-
100-15650-522219	LANDSCAPING	186,104.33	279,489.90	275,000.00	84,232.00	330,000.00
100-15650-522220	MAINTENANCE & CLEANING	485.00	2,748.75	-	3,813.75	5,000.00
100-15650-522224	FOUNTAIN MAINTENANCE	755.00	9,967.91	7,500.00	260.00	7,500.00
100-15650-522230	EQUIPMENT REPAIRS	4,799.96	9,439.31	20,000.00	-	10,000.00
100-15650-522250	AUTO & TRUCK REPAIR	235.43	435.34	800.00	99.97	1,000.00
100-15650-522310	Rental of Land and Building	668.07	705.72	1,000.00	-	1,000.00
100-15650-522318	FACILITY CLEANING POLICE DEPT	-	5,693.55	30,000.00	6,750.00	25,200.00
100-15650-522319	FACILITY CLEANING PW ADMIN	-	12,539.29	15,000.00	3,215.45	8,520.00
100-15650-522320	RENTAL OF EQUIP & VEHICLE	-	-	1,000.00	-	1,000.00
100-15650-522321	FACILITY CLEANING CITY HALL	36,555.75	42,873.33	37,000.00	10,891.50	30,240.00
100-15650-522322	FACILITY CLEANING MMCC	23,594.35	30,536.94	26,000.00	7,963.64	37,200.00
100-15650-522323	FACILITY CLEANING TSCC	7,800.00	9,600.00	8,000.00	2,400.00	8,520.00
100-15650-522324	FACILITY CLEANING MUNICIPAL COURT	7,224.80	7,655.11	8,000.00	1,913.48	10,692.00
100-15650-522325	FACILITY CLEANING MAINTENANCE SHOP	6,400.00	10,500.00	8,500.00	2,782.71	7,680.00
100-15650-522326	FACILITY CLEANING WWTP	4,450.00	6,900.00	8,000.00	1,725.00	7,680.00
100-15650-522328	MAINTENANCE & CLEANING MMCC	2,139.48	-	-	-	-
100-15650-522330	MAINTENANCE & CLEANING MUNICIPAL COURT	790.44	-	-	-	-
100-15650-522333	EQUIPMENT REPAIRS CITY HALL	26,825.13	26,682.46	8,000.00	127.90	10,000.00
100-15650-522334	EQUIPMENT REPAIRS MMCC	6,602.74	1,537.25	5,000.00	68.86	5,000.00
100-15650-522335	EQUIPMENT REPAIRS TSCC	-	548.00	3,000.00	1,655.08	3,000.00
100-15650-522336	EQUIPMENT REPAIRS MUNICIPAL COURT	5,679.17	29,378.20	10,000.00	-	10,000.00
100-15650-522337	EQUIPMENT REPAIRS MAINTENANCE SHOP	263.00	5,342.32	5,000.00	192.20	5,000.00
100-15650-522338	EQUIPMENT REPAIRS WWTP	-	639.56	1,000.00	-	1,000.00
100-15650-522339	EQUIPMENT REPAIRS PW ADMIN	-	8,619.68	7,500.00	-	5,000.00
100-15650-522340	EQUIPMENT REPAIRS POLICE DEPARTMENT	-	2,565.88	1,000.00	-	5,500.00
100-15650-523231	CELL PHONES	-	-	2,000.00	-	2,000.00
100-15650-523310	PUBLIC NOTICES	274.00	-	-	90.00	100.00
100-15650-523500	TRAVEL	-	1,371.71	1,000.00	1,100.00	2,500.00
100-15650-523700	EDUCATION & TRAINING	1,213.60	3,165.00	1,500.00	570.00	3,500.00
100-15650-531130	OFFICE SUPPLIES	-	199.08	500.00	-	500.00
100-15650-531140	SUPPLIES & MATERIALS	6,009.42	2,806.14	600.00	828.09	1,000.00
100-15650-531142	HAND TOOLS & SMALL EQUIP.	1,056.74	1,156.37	1,000.00	325.84	2,500.00
100-15650-531143	SECURITY UPGRADE	131,926.44	210,621.46	10,000.00	123,197.80	25,000.00
100-15650-531222	GA POWER ELECTRICITY	-	-	-	-	-
100-15650-531224	GA PWR,LIGHTS,TAG OFFICE	2,065.10	2,105.07	3,000.00	503.92	3,000.00
100-15650-531225	GA PWR,4640 CITY HALL	79,896.98	89,073.45	75,000.00	21,410.49	78,000.00
100-15650-531271	Admin Vehicles	1,904.51	2,446.44	-	584.23	-
100-15650-531280	CABLE	-	-	1,000.00	-	1,000.00
100-15650-531700	MISCELLANEOUS EXPENSE	360.27	1,224.48	1,500.00	-	1,500.00
100-15650-531720	SIGNS	44.80	-	-	-	500.00
100-15650-531740	TIRE EXPENSE	-	-	250.00	-	1,000.00
100-15650-531750	UNIFORMS	730.28	1,302.51	800.00	518.45	1,500.00
100-15650-541302	NEW ADMINISTRATION BLDG.	-	9,998.44	-	-	-
100-15650-541333	BUILDING IMPROVEMENTS MUNICIPAL COURT	-	-	-	-	-
100-15650-542200	VEHICLES	34,452.30	-	-	-	55,000.00
100-15650-542300	FURNITURE & FIXTURES	-	1,872.84	-	-	-
100-15650-542400	COMPUTER SOFTWARE	3,539.33	3,581.30	5,000.00	-	5,000.00
100-15650-542500	EQUIPMENT	-	-	7,500.00	-	5,000.00
Division: 15650 - GOVERNMENT BUILDINGS/PROPERTY Total:		**815,105.74**	**1,077,487.59**	**896,033.75**	**367,913.02**	**1,108,415.75**

Budget Worksheet

Division: 25000 - MUNICIPAL COURT

	FY 2021 ACTUAL	FY 2022 ACTUAL	FY 2023 BUDGET	FY 2023 YTD ACTUAL	FY 2024 PROPOSED EXPENDITURES
51 Personal Service	165,616.50	251,138.76	326,801.81	124,913.72	380,001.07
52 Purchased/ Contract Services	13,214.26	21,073.78	26,225.00	9,470.15	38,800.00
53 Supplies	16,012.80	18,711.72	10,800.00	4,114.65	8,550.00
54 Capital Outlay	4,152.47	34.77	-	-	96,536.00
57 Other Costs	13,572.37	66,179.79	57,750.00	40,137.60	154,308.00
61 Other Financing Uses	-	-	-	-	-
TOTAL BUDGET	**212,568.40**	**357,138.82**	**421,576.81**	**178,636.12**	**678,195.07**

Budget Worksheet

Stockbridge
Where Community Connects

Division: 25000 - MUNICIPAL COURT

Account Number	Account Description	FY 2021 ACTUAL	FY 2022 ACTUAL	FY 2023 BUDGET	FY 2023 YTD ACTUAL	FY 2024 PROPOSED EXPENDITURES
100-25000-511140	JUDGE	2,800.00	34,899.99	65,000.00	27,083.35	68,200.00
100-25000-511141	SOLICITOR	-	-	30,000.00	-	30,000.00
100-25000-511142	COURT CLERK & ASSISTANTS	88,382.84	107,080.77	151,392.74	49,351.65	201,392.00
100-25000-511300	OVERTIME	13.80	7.10	-	72.48	-
100-25000-512100	GRP INSRNC MEDICAL/DENTAL	57,256.40	90,123.49	40,409.07	39,903.70	40,409.07
100-25000-512110	GROUP INSURANCE LIFE	349.80	361.18	2,000.00	209.91	2,000.00
100-25000-512111	GROUP INSURANCE VISION	303.56	405.05	1,000.00	201.81	1,000.00
100-25000-512200	MEDICARE 1.45%	1,280.43	1,978.52	3,000.00	1,077.75	3,000.00
100-25000-512400	PENSION	12,267.88	11,331.12	23,000.00	5,775.04	23,000.00
100-25000-512600	UNEMPLOYMENT INSURANCE	-	-	2,000.00	-	2,000.00
100-25000-512700	WORKER'S COMPENSATION	2,961.79	2,951.54	6,000.00	1,238.03	6,000.00
100-25000-512851	HRA, DEDUCTIBLE	-	2,000.00	3,000.00	-	3,000.00
100-25000-521221	LEGAL - INDIGENT	-	1,200.00	5,000.00	-	-
100-25000-521225	INTERPRETER	-	39.95	500.00	74.74	1,000.00
100-25000-521226	ZSI PROBATION	-	-	2,500.00	-	-
100-25000-521301	CODIFICATION	2,397.01	-	400.00	-	-
100-25000-521310	COURT SOFTWARE	4,000.00	11,512.56	5,000.00	6,289.37	26,000.00
100-25000-521335	SHREDING	45.50	152.44	100.00	-	900.00
100-25000-522210	MAINTENANCE AGREEMENTS	342.98	171.49	500.00	-	-
100-25000-522230	EQUIPMENT REPAIRS	-	-	500.00	-	-
100-25000-522320	RENTAL OF EQUIP & VEHICLE	-	-	-	-	-
100-25000-522341	COPIER RENTAL	2,784.59	2,821.62	2,000.00	919.00	3,000.00
100-25000-523220	GEORGIA TECHNOLOGY AUTH.	53.40	77.92	150.00	31.16	-
100-25000-523245	TELECOMMUNICATIONS	-	149.90	375.00	299.80	-
100-25000-523310	PUBLIC NOTICES	-	546.00	-	-	-
100-25000-523400	PRINTING & BINDING	-	164.73	-	656.27	2,700.00
100-25000-523500	TRAVEL	-	540.19	1,700.00	100.07	1,700.00
100-25000-523600	DUES & FEES	-	55.00	500.00	60.00	-
100-25000-523700	EDUCATION & TRAINING	405.43	150.00	1,500.00	636.74	2,000.00
100-25000-523860	P O SALARIES - EXTRA DUTY	3,060.00	2,790.00	5,000.00	-	-
100-25000-523902	CREDIT CARD EXPENSES	-	-	-	-	-
100-25000-523940	POSTAGE	125.35	701.98	500.00	403.00	1,500.00
100-25000-531110	COMPUTER EXPENSE	-	-	-	309.42	-
100-25000-531130	OFFICE SUPPLIES	706.83	1,268.69	3,000.00	569.57	-
100-25000-531140	SUPPLIES & MATERIALS	268.74	-	500.00	-	-
100-25000-531211	NTRL GAS,4545 MUNI COURT	1,735.31	2,166.74	1,000.00	666.07	2,700.00
100-25000-531227	GA PWR,4602 MUNICIPAL CRT	12,493.74	14,637.51	5,550.00	2,508.12	5,550.00
100-25000-531700	MISCELLANEOUS EXPENSE	426.02	638.78	500.00	-	-
100-25000-531710	CHRISTMAS DECORATIONS	-	-	-	-	-
100-25000-531720	SIGNS	-	-	-	-	-
100-25000-531750	UNIFORMS	382.16	-	250.00	61.47	300.00
100-25000-541200	SITE IMPROVEMENTS	-	-	-	-	94,736.00
100-25000-542300	FURNITURE & FIXTURES	-	34.77	-	-	-
100-25000-542400	COMPUTER SOFTWARE	-	-	-	-	1,500.00
100-25000-542500	EQUIPMENT	4,152.47	-	-	-	300.00
100-25000-573001	BRAIN & SPINAL INJURY	269.44	213.37	-	366.47	1,000.00
100-25000-573002	STATE PROBATION SYS FUND	25.00	25.00	800.00	50.00	200.00
100-25000-573003	FINES 10% JAIL	3,020.41	13,257.69	1,900.00	8,266.63	32,000.00
100-25000-573004	VICTIMS ASSIST. FUND	1,543.31	6,539.77	1,000.00	3,988.47	16,000.00
100-25000-573005	BOND REFUND	(134.00)	4,625.00	12,500.00	-	-
100-25000-573006	GA CRIME VICTIM'S FUND	13.40	26.00	550.00	52.00	208.00

100-25000-573007	CTY DRUG ABUSE TR AND EDU	60.93	153.36	6,500.00	714.88	2,900.00
100-25000-573008	P. O. A&B FUND	2,819.59	14,865.80	10,000.00	10,575.64	40,000.00
100-25000-573009	P. O. TRAINING FUND	2,590.43	12,904.74	10,000.00	8,062.38	32,000.00
100-25000-573010	INDIGENT DEFENSE FUND	2,989.99	13,046.34	10,000.00	8,042.00	30,000.00
100-25000-573011	DRIVERS ED/TRAINING FUND	373.87	522.72	3,500.00	19.13	-
100-25000-573020	WITNESS FEES	-	-	500.00	-	-
100-25000-573100	RESTITUTION	-	-	500.00	-	-
Division: 25000 - MUNICIPAL COURT Total:		**212,568.40**	**357,138.82**	**421,576.81**	**178,636.12**	**678,195.07**

Budget Worksheet

Division: 32100 - POLICE ADMINISTRATION

	FY 2021 ACTUAL	FY 2022 ACTUAL	FY 2023 BUDGET	FY 2023 YTD ACTUAL	FY 2024 PROPOSED EXPENDITURES
51 Personal Service	68,547.07	3,685,106.16	5,226,961.31	2,056,920.63	6,822,812.03
52 Purchased/ Contract Services	306,523.22	169,270.24	263,910.00	46,964.20	340,725.00
53 Supplies	5,181.54	552,509.74	475,710.00	117,291.43	377,120.00
54 Capital Outlay	-	28,474.23	150,300.00	93,030.79	696,342.97
57 Other Costs	-	-	23,000.00	6,856.00	23,000.00
Total Budget	**380,251.83**	**4,435,360.37**	**6,139,881.31**	**2,321,063.05**	**8,260,000.00**

Budget Worksheet

Division: 32100 - POLICE ADMINISTRATION

Account Number	Account Description	FY 2021 ACTUAL	FY 2022 ACTUAL	FY 2023 BUDGET	FY 2023 YTD ACTUAL	FY 2024 PROPOSED EXPENDITURES
100-32100-511100	REGULAR EMPL. SALARIES	64,388.55	2,701,530.90	4,000,449.60	1,342,474.12	4,876,012.03
100-32100-511200	TEMPORARY EMPLOYEES	-	64,317.55	109,000.00	30,320.89	91,000.00
100-32100-511300	OVERTIME	-	72,585.25	175,000.00	46,099.77	140,000.00
100-32100-512100	GRP INSRNC MEDICAL/DENTAL	3,214.44	793,284.95	794,711.71	554,212.38	1,442,650.00
100-32100-512110	GROUP INSURANCE LIFE	-	7,905.92	22,800.00	5,863.76	18,150.00
100-32100-512111	GROUP INSURANCE VISION	-	3,346.09	6,000.00	2,525.86	7,800.00
100-32100-512200	MEDICARE 1.45%	944.08	40,544.76	60,000.00	20,139.78	62,000.00
100-32100-512400	PENSION	-	-	-	31,386.12	111,500.00
100-32100-512700	WORKER'S COMPENSATION	-	1,590.74	59,000.00	23,897.95	73,700.00
100-32100-521201	PROFESSIONAL FEES	1,214.97	26,018.31	8,000.00	1,409.39	4,500.00
100-32100-522200	REPAIRS & MAINTENANCE	-	2,151.24	5,000.00	4,218.00	12,500.00
100-32100-522210	MAINTENANCE AGREEMENTS	-	27.51	-	-	41,000.00
100-32100-522250	AUTO & TRUCK REPAIR	-	14,299.60	43,000.00	10,618.92	43,000.00
100-32100-522320	RENTAL OF EQUIP & VEHICLE	-	-	5,000.00	-	4,000.00
100-32100-522341	COPIER RENTAL	-	1,673.74	5,000.00	1,670.16	5,100.00
100-32100-523110	LIABILITY INSURANCE	383.25	1,149.75	15,000.00	-	15,000.00
100-32100-523220	GEORGIA TECHNOLOGY AUTH.	-	151.36	160.00	106.84	325.00
100-32100-523400	PRINTING & BINDING	-	-	1,500.00	0.56	550.00
100-32100-523500	TRAVEL	-	9,683.39	30,750.00	6,870.40	30,750.00
100-32100-523600	DUES & FEES	525.00	2,597.50	10,000.00	2,001.63	6,500.00
100-32100-523700	EDUCATION & TRAINING	2,075.00	5,242.60	85,000.00	18,168.72	85,000.00
100-32100-523800	LICENSES	-	3,756.00	-	-	2,500.00
100-32100-523855	CONTRACT SERVICES	-	3,257.07	10,000.00	-	10,000.00
100-32100-523860	P O SALARIES - EXTRA DUTY	190,305.00	21,920.00	34,000.00	-	68,000.00
100-32100-523862	P O Salaries Parks	111,690.00	18,360.00	-	-	-
100-32100-523864	P O Salaries Film	-	-	-	-	-
100-32100-523929	PRE-EMPLOYMENT SCREENING	-	50,504.48	7,000.00	375.00	7,000.00
100-32100-523930	DRUG TESTING, VACCINES	330.00	8,085.00	3,500.00	1,315.00	4,000.00
100-32100-523940	POSTAGE	-	392.69	1,000.00	209.58	1,000.00
100-32100-531105	PROTECTIVE EQUIPMENT	-	5,024.00	-	-	-
100-32100-531110	COMPUTER EXPENSE	2,095.78	2,927.50	-	-	-
100-32100-531130	OFFICE SUPPLIES	1,399.91	20,662.33	15,000.00	6,008.87	10,000.00
100-32100-531140	SUPPLIES & MATERIALS	325.55	26,657.96	42,000.00	8,236.91	42,000.00
100-32100-531211	NTRL GAS, 4545 MUNI COURT	-	2,994.53	3,500.00	1,299.00	3,900.00
100-32100-531222	GA POWER ELECTRICITY	-	12,110.25	20,000.00	4,088.96	12,300.00
100-32100-531270	ENERGY-GASOLINE/DIESEL	180.70	121,684.95	175,000.00	51,901.73	175,000.00
100-32100-531290	CABLE	-	-	1,920.00	-	1,920.00
100-32100-531600	SMALL EQUIPMENT	-	67,616.97	90,000.00	2,760.52	45,000.00
100-32100-531700	MISCELLANEOUS EXPENSE	1,179.60	13,436.23	15,000.00	7,425.30	15,000.00
100-32100-531701	HOSPITAL/FOOD/BEVERAGE	-	-	6,000.00	2,084.60	6,000.00
100-32100-531725	PROMOTIONAL ITEMS	-	10,486.74	18,000.00	3,344.84	10,000.00
100-32100-531740	TIRE EXPENSE	-	6,909.97	6,000.00	1,033.93	6,000.00
100-32100-531750	UNIFORMS	-	251,904.35	83,290.00	29,106.77	50,000.00
100-32100-531780	COMMUNITY DONATIONS - POLICE	-	10,093.96	-	-	-
100-32100-542200	VEHICLES	-	-	-	-	125,000.00
100-32100-542300	FURNITURE & FIXTURES	-	2,196.35	5,000.00	166.95	5,000.00
100-32100-542400	COMPUTER SOFTWARE	-	-	120,300.00	87,887.93	131,342.97
100-32100-542500	EQUIPMENT	-	26,277.88	25,000.00	4,975.91	435,000.00
100-32100-573008	P. O. A&B FUND	-	-	16,000.00	-	16,000.00
100-32100-573013	LEGAL DEFENSE FUND	-	-	7,000.00	6,856.00	7,000.00
Division: 32100 - POLICE ADMINISTRATION Total:		**380,251.83**	**4,435,360.37**	**6,139,881.31**	**2,321,063.05**	**8,260,000.00**

Budget Worksheet

Division: 42200 - PUBLIC WORKS

	FY 2021 ACTUAL	FY 2022 ACTUAL	FY 2023 BUDGET	FY 2023 YTD ACTUAL	FY 2024 PROPOSED EXPENDITURES
51 Personal Services and Employee Benefits	1,315,832.37	1,467,394.83	1,716,900.54	532,412.27	1,994,400.00
52 Purchased/Contracted Services	1,173,334.20	2,202,619.07	662,300.00	118,160.84	967,700.00
53 Supplies	581,487.56	615,667.75	594,000.00	171,581.51	903,500.00
54 Capital Outlays	255,064.72	436,495.39	130,500.00	131,756.00	830,500.00
Total Budget	**3,325,718.85**	**4,722,177.04**	**3,103,700.54**	**953,910.62**	**4,696,100.00**

Budget Worksheet

Stockbridge
Where Community Connects

Division: 42200 - PUBLIC WORKS

Account Number	Account Description	FY 2021 ACTUAL	FY 2022 ACTUAL	FY 2023 BUDGET	FY 2023 YTD ACTUAL	FY 2024 PROPOSED EXPENDITURES
100-42200-511100	REGULAR EMPL. SALARIES	781,432.60	833,516.70	1,015,137.05	300,254.42	1,171,137.00
100-42200-511300	OVERTIME	6,043.45	21,555.68	35,000.00	6,092.82	35,000.00
100-42200-512100	GRP INSRNC MEDICAL/DENTAL	284,395.94	380,268.23	282,863.49	174,925.19	332,863.00
100-42200-512110	GROUP INSURANCE LIFE	2,940.59	3,178.57	8,500.00	1,695.55	13,500.00
100-42200-512111	GROUP INSURANCE VISION	1,424.83	1,672.86	2,000.00	872.92	4,500.00
100-42200-512200	MEDICARE 1.45%	11,263.43	12,219.08	15,400.00	4,362.76	20,400.00
100-42200-512400	PENSION	191,372.80	179,290.44	250,000.00	31,386.12	300,000.00
100-42200-512600	UNEMPLOYMENT INSURANCE	2,112.50	-	11,000.00	-	15,000.00
100-42200-512700	WORKER'S COMPENSATION	30,117.85	31,520.37	62,000.00	12,822.49	62,000.00
100-42200-512851	HRA, DEDUCTIBLE	4,728.38	4,172.90	35,000.00	-	40,000.00
100-42200-521201	PROFESSIONAL	-	-	25,000.00	-	25,000.00
100-42200-521230	ENGINEERING FEES	9,979.18	2,560.00	25,000.00	-	25,000.00
100-42200-522000	ROW LANDSCAPING	193,245.92	209,178.48	200,000.00	52,294.62	400,000.00
100-42200-522150	SURVEILLANCE CAMERAS	-	-	13,500.00	-	13,500.00
100-42200-522210	MAINTENANCE AGREEMENTS	342.98	171.49	500.00	-	5,000.00
100-42200-522220	MAINTENANCE & CLEANING	2,711.20	-	2,700.00	440.75	3,000.00
100-42200-522230	EQUIPMENT REPAIRS	21,179.73	40,379.40	35,000.00	6,499.20	35,000.00
100-42200-522241	LMIG S013642-PRC,3 STRTS	904,087.61	1,826,918.66	287,600.00	19,150.00	288,000.00
100-42200-522242	STREET/TRACK MAIN. & REP.	-	21,290.00	20,000.00	13,623.00	20,000.00
100-42200-522250	AUTO & TRUCK REPAIR	16,474.44	17,305.52	15,000.00	3,770.86	15,000.00
100-42200-522253	DAMAGE TO CITIZEN VEHICLE	201.08	700.00	2,500.00	-	2,500.00
100-42200-522320	RENTAL OF EQUIP & VEHICLE	3,665.41	375.25	5,000.00	-	5,000.00
100-42200-522341	COPIER RENTAL	6.47	1,979.81	5,000.00	1,090.68	5,000.00
100-42200-523245	TELECOMMUNICATIONS	13,236.58	12,924.70	-	4,261.87	5,000.00
100-42200-523310	PUBLIC NOTICES	264.00	394.00	-	90.00	100.00
100-42200-523400	PRINTING & BINDING	-	-	-	73.85	100.00
100-42200-523500	TRAVEL	17.92	2,338.74	3,500.00	1,213.00	3,500.00
100-42200-523600	DUES & FEES	941.90	586.00	1,000.00	51.00	1,000.00
100-42200-523700	EDUCATION & TRAINING	180.00	4,013.00	7,500.00	775.00	7,500.00
100-42200-523850	PERSONNEL SERVICE	6,604.78	60,648.02	10,000.00	13,745.55	100,000.00
100-42200-523851	UTILITY PROTECTION SERV.	-	-	-	-	5,000.00
100-42200-523930	DRUG TESTING, VACCINES	195.00	856.00	1,000.00	-	1,000.00
100-42200-523935	DRIVERS LICENSES	-	-	-	-	-
100-42200-523960	REIMBURSEMENT/REPAIRS	-	-	2,500.00	1,081.46	2,500.00
100-42200-531130	OFFICE SUPPLIES	741.75	1,442.22	1,000.00	278.32	1,000.00
100-42200-531140	SUPPLIES & MATERIALS	9,275.98	14,706.48	11,000.00	1,869.59	15,000.00
100-42200-531142	HAND TOOLS & SMALL EQUIP.	11,766.18	9,487.45	12,000.00	3,489.98	15,000.00
100-42200-531145	MOSQUITO SPRAYING	600.00	625.00	1,500.00	-	1,500.00
100-42200-531211	NTRL GAS,4545 MUNI COURT	8,412.70	9,553.77	8,500.00	2,126.93	9,000.00
100-42200-531222	GA POWER ELECTRICITY	22,035.70	30,444.99	20,000.00	8,121.58	21,000.00
100-42200-531233	STREET LIGHTS, OUTSIDE	445,969.85	465,693.92	450,000.00	127,565.82	750,000.00
100-42200-531270	ENERGY-GASOLINE/DIESEL	36,130.08	57,103.47	45,000.00	13,488.59	45,000.00
100-42200-531700	MISCELLANEOUS EXPENSE	286.69	792.28	2,500.00	174.96	2,500.00
100-42200-531710	CHRISTMAS DECORATIONS	21,201.43	162.79	15,000.00	-	15,000.00
100-42200-531720	SIGNS	11,586.90	11,945.75	10,000.00	5,532.50	10,000.00
100-42200-531740	TIRE EXPENSE	6,491.60	2,448.65	7,500.00	4,624.01	7,500.00
100-42200-531750	UNIFORMS	6,988.70	11,260.98	10,000.00	4,309.23	11,000.00
100-42200-541403	PAVING	-	24,392.52	25,000.00	-	25,000.00
100-42200-541404	SIDEWALKS	-	361,429.00	-	-	300,000.00
100-42200-542200	VEHICLES	140,092.32	-	50,000.00	131,756.00	300,000.00
100-42200-542400	COMPUTER SOFTWARE	3,539.34	3,581.30	5,500.00	-	5,500.00
100-42200-542500	EQUIPMENT	111,433.06	47,092.57	50,000.00	-	200,000.00
Division: 42200 - PUBLIC WORKS Total:		**3,325,718.85**	**4,722,177.04**	**3,103,700.54**	**953,910.62**	**4,696,100.00**

Budget Worksheet

Division: 61900 - CITY EVENTS

	FY 2021 ACTUAL	FY 2022 ACTUAL	FY 2023 BUDGET	FY 2023 YTD ACTUAL	FY 2024 PROPOSED EXPENDITURES
51 Personal Service	-	1,000.00	-	-	-
52 Purchased/ Contract Services	420.00	12,132.87	28,000.00	785.00	50,000.00
53 Supplies	140,942.29	696,656.75	256,500.00	15,794.25	565,000.00
54 Capital Outlay	-	-	-	-	-
57 Other Costs	-	-	-	-	-
61 Other Financing Uses	-	-	-	-	-
Total Budget	**141,362.29**	**709,789.62**	**284,500.00**	**16,579.25**	**615,000.00**

Budget Worksheet

Division: 61900 - CITY EVENTS

Account Number	Account Description	FY 2021 ACTUAL	FY 2022 ACTUAL	FY 2023 BUDGET	FY 2023 YTD ACTUAL	FY 2024 PROPOSED EXPENDITURES
100-61900-512700	WORKER'S COMPENSATION	-	1,000.00	-	-	-
100-61900-523300	ADVERTISING	420.00	11,750.00	25,000.00	785.00	50,000.00
100-61900-523933	LINEN	-	382.87	3,000.00	-	-
100-61900-531701	HOSPITALITY	-	4,095.32	1,500.00	-	1,500.00
100-61900-531705	HOLIDAY FEST/TREE LIGHTING	20,315.19	37,667.40	21,000.00	-	40,000.00
100-61900-531710	CHRISTMAS DECORATIONS	12,610.00	9,675.00	10,000.00	-	10,000.00
100-61900-531720	SIGNS	-	176.13	1,000.00	-	3,000.00
100-61900-531727	MEMORIAL DAY MARCH	2,910.00	4,898.63	4,000.00	-	4,000.00
100-61900-531729	SUMMER EVENTS	10,516.84	114.46	-	-	-
100-61900-531731	PRETTY IN PINK	23,255.33	43,307.02	10,000.00	-	25,000.00
100-61900-531732	CAREER FAIRS	1,115.76	2,035.13	1,500.00	514.25	1,500.00
100-61900-531733	9/11 CEREMONY	2,219.93	1,621.24	1,000.00	-	-
100-61900-531734	BRIDGEFEST	-	212,022.25	100,000.00	-	200,000.00
100-61900-531736	FOOD TRUCKS	27,532.71	40,037.33	20,000.00	2,325.00	40,000.00
100-61900-531737	VETERAN'S DAY PARADE	6,985.00	5,664.45	4,000.00	-	10,000.00
100-61900-531748	AMPHITHEATER EVENT	12,977.27	6,762.21	-	-	-
100-61900-531749	CENTIENTIAL CELEBRATION	-	120,661.08	-	-	-
100-61900-531750	UNIFORMS	-	-	-	-	-
100-61900-531757	BACK TO SCHOOL	11,708.32	22,855.04	10,000.00	-	13,000.00
100-61900-531758	JULY 4TH EVENT	-	135,532.43	50,000.00	12,955.00	140,000.00
100-61900-531759	JUNETEENTH EVENT	8,795.94	15,038.70	12,500.00	-	65,000.00
100-61900-531760	VOLUNTEER GALA	-	9,492.93	10,000.00	-	12,000.00
100-61900-531761	HISPANIFEST	-	25,000.00	-	-	-
Division: 61900 - CITY EVENTS Total:		**141,362.29**	**709,789.62**	**284,500.00**	**16,579.25**	**615,000.00**

Budget Worksheet

Division: 62200 - PARKS

	FY 2021 ACTUAL	FY 2022 ACTUAL	FY 2023 BUDGET	FY 2023 YTD ACTUAL	FY 2024 PROPOSED EXPENDITURES
52 Purchased/ Contract Services	11,646.26	21,963.51	74,000.00	4,076.58	132,500.00
53 Supplies	173,380.61	164,665.47	68,500.00	44,626.28	48,500.00
54 Capital Outlay	16,126.80	5,481.30	49,500.00	-	-
Total Budget	**201,153.67**	**192,110.28**	**192,000.00**	**48,702.86**	**181,000.00**

Budget Worksheet

Division: 62200 - PARKS

Account Number	Account Description	FY 2021 ACTUAL	FY 2022 ACTUAL	FY 2023 BUDGET	FY 2023 YTD ACTUAL	FY 2024 PROPOSED EXPENDITURES
100-62200-522151	SURVEILLANCE CAMERAS-REEVES CREEK TRAIL	-	-	5,500.00	-	5,500.00
100-62200-522152	SURVEILLANCE CAMERAS-MEMORIAL PARK	-	-	-	-	37,500.00
100-62200-522153	SURVEILLANCE CAMERAS-CLARK PARK	-	-	-	-	37,500.00
100-62200-522154	SURVEILLANCE CAMERAS-GARDNER PARK	-	-	-	-	27,500.00
100-62200-522224	FOUNTAIN MAINTENANCE	-	-	25,000.00	-	15,000.00
100-62200-522225	BRIDGE MAINTENANCE	4,728.00	-	25,000.00	-	5,000.00
100-62200-522230	EQUIPMENT REPAIRS	94.66	13,954.73	10,000.00	1,370.29	-
100-62200-522250	AUTO & TRUCK REPAIR	-	-	3,000.00	-	-
100-62200-523220	GEORGIA TECHNOLOGY AUTH.	289.80	289.80	1,000.00	72.45	-
100-62200-523240	AT&T CLUB SERVICE	6,533.80	7,718.98	4,500.00	2,633.84	4,500.00
100-62200-531140	SUPPLIES & MATERIALS	13,044.47	9,465.51	10,000.00	5,466.12	20,000.00
100-62200-531142	HAND TOOLS & SMALL EQUIP.	327.97	113.96	4,000.00	178.52	3,500.00
100-62200-531143	SECURITY UPGRADES	-	-	25,000.00	-	-
100-62200-531222	GA POWER ELECTRICITY	160,008.17	153,961.00	25,000.00	37,856.64	25,000.00
100-62200-531270	ENERGY-GASOLINE/DIESEL	-	-	4,500.00	-	-
100-62200-531700	MISCELLANEOUS EXPENSE	-	1,125.00	-	1,125.00	-
100-62200-541209	IMPROVEMENTS	-	1,900.00	15,000.00	-	-
100-62200-542300	FURNITURE & FIXTURES	7,614.25	-	15,000.00	-	-
100-62200-542400	COMPUTER SOFTWARE	3,539.33	3,581.30	4,500.00	-	-
100-62200-542500	EQUIPMENT	4,973.22	-	15,000.00	-	-
Division: 62200 - PARKS Total:		**201,153.67**	**192,110.28**	**192,000.00**	**48,702.86**	181,000.00

Budget Worksheet

Division: 72000 - PERMITTING DEVELOPMENT

	FY 2021 ACTUAL	FY 2022 ACTUAL	FY 2023 BUDGET	FY 2023 YTD ACTUAL	FY 2024 PROPOSED EXPENDITURES
51 Personal Service	193,549.19	204,837.56	193,080.25	73,636.38	193,080.25
52 Purchased/ Contract Services	316,704.98	381,895.21	507,388.80	982.30	419,700.00
53 Supplies	2,843.23	2,579.86	2,596.20	622.62	4,700.00
54 Capital Outlay	-	-	-	-	1,000.00
Total Budget	**513,097.40**	**589,312.63**	**703,065.25**	**75,241.30**	**618,480.25**

Budget Worksheet

Division: 72000 - PERMITTING DEVELOPMENT

Account Number	Account Description	FY 2021 ACTUAL	FY 2022 ACTUAL	FY 2023 BUDGET	FY 2023 YTD ACTUAL	FY 2024 PROPOSED EXPENDITURES
100-72000-511100	REGULAR EMPL. SALARIES	135,580.45	136,590.97	136,590.87	44,654.70	136,590.87
100-72000-512100	GRP INSRNC MEDICAL/DENTAL	46,416.40	57,128.78	26,939.38	22,647.20	26,939.38
100-72000-512110	GROUP INSURANCE LIFE	488.76	489.00	550.00	211.70	550.00
100-72000-512111	GROUP INSURANCE VISION	249.22	259.76	1,000.00	60.20	1,000.00
100-72000-512200	MEDICARE 1.45%	1,932.21	1,929.46	1,000.00	630.25	1,000.00
100-72000-512400	PENSION	7,895.14	7,458.48	20,000.00	5,021.76	20,000.00
100-72000-512600	UNEMPLOYMENT INSURANCE	-	-	2,000.00	-	2,000.00
100-72000-512700	WORKER'S COMPENSATION	987.01	981.11	2,000.00	410.57	2,000.00
100-72000-512851	HRA DEDUCTIBLE	-	-	3,000.00	-	3,000.00
100-72000-521200	PROFESSIONAL FEES	-	-	-	-	10,000.00
100-72000-521202	CONSULTING SERVICES - BSD	267,734.61	374,366.15	420,000.00	-	346,000.00
100-72000-521203	CONSULTING SERVICES - ENGINEERING	41,636.25	-	75,000.00	-	54,000.00
100-72000-521300	TECHNICAL SERVICES	-	132.00	-	-	-
100-72000-521310	SOFTWARE	-	-	-	-	-
100-72000-522210	MAINTENANCE AGREEMENT	5,748.53	4,219.95	6,300.00	-	5,000.00
100-72000-522250	AUTO & TRUCK REPAIR	280.22	-	863.80	863.80	1,000.00
100-72000-522341	COPIER RENTAL	123.37	63.26	525.00	-	600.00
100-72000-523245	TELECOMMUNICATIONS	-	-	-	-	-
100-72000-523300	ADVERTISEMENT	-	-	500.00	-	-
100-72000-523400	PRINTING & BINDING	-	322.83	750.00	24.26	500.00
100-72000-523500	TRAVEL	932.00	1,442.02	1,200.00	-	1,000.00
100-72000-523600	DUES & FEES	-	-	-	-	500.00
100-72000-523700	EDUCATION & TRAINING	250.00	1,349.00	1,500.00	-	1,000.00
100-72000-523940	POSTAGE	-	-	750.00	94.24	100.00
100-72000-531100	GEN SUPPLIES & MAT	228.05	102.58	136.20	-	500.00
100-72000-531140	SUPPLIES AND MATERIALS	437.96	-	-	-	500.00
100-72000-531211	NTRL GAS,4545 MUNI COURT	-	-	-	-	-
100-72000-531227	GA PWR,4602 MUNICIPAL CRT	-	-	-	-	-
100-72000-531270	ENERGY-GASOLINE/DIESEL	1,563.58	2,477.28	1,260.00	582.70	3,000.00
100-72000-531600	SMALL EQUIPMENT - NON CAPITAL	-	-	500.00	-	-
100-72000-531750	UNIFORMS	613.64	-	700.00	39.92	700.00
100-72000-542300	FURNITURE & FIXTURES	-	-	-	-	1,000.00
Division: 72000 - PERMITTING DEVELOPMENT Total:		**513,097.40**	**589,312.63**	**703,065.25**	**75,241.30**	**618,480.25**

Budget Worksheet

Division: 74100 - PLANNING & ZONING

	FY 2021 ACTUAL	FY 2022 ACTUAL	FY 2023 BUDGET	FY 2023 YTD ACTUAL	FY 2024 PROPOSED EXPENDITURES
51 Personal Service	284,046.23	489,112.92	559,097.59	167,801.36	559,097.59
52 Purchased/ Contract Services	81,852.76	37,440.72	96,975.00	728.12	50,675.00
53 Supplies	6,086.47	4,390.94	5,770.00	1,061.76	5,950.00
Total Budget	**371,985.46**	**530,944.58**	**661,842.59**	**169,591.24**	**615,722.59**

Budget Worksheet

Division: 74100 - PLANNING & ZONING

Account Number	Account Description	FY 2021 ACTUAL	FY 2022 ACTUAL	FY 2023 BUDGET	FY 2023 YTD ACTUAL	FY 2024 PROPOSED EXPENDITURES
100-74100-511100	REGULAR SALARIES	212,967.64	362,262.26	388,049.14	118,902.79	388,049.14
100-74100-512100	GRP INSRNC MEDICAL/DENTAL	39,292.64	70,021.68	67,348.45	28,698.25	67,348.45
100-74100-512110	GROUP INSURANCE LIFE	595.53	886.40	3,300.00	354.69	3,300.00
100-74100-512111	GROUP INSURANCE VISION	219.57	372.57	1,000.00	198.45	1,000.00
100-74100-512200	MEDICARE 1.45%	3,021.11	5,115.69	3,600.00	1,647.50	3,600.00
100-74100-512400	PENSION	23,608.62	44,320.56	61,800.00	15,517.29	61,800.00
100-74100-512600	UNEMPLOYMENT INSURANCE	-	-	12,000.00	-	12,000.00
100-74100-512700	WORKER'S COMPENSATION	2,875.86	5,903.00	12,000.00	2,482.39	12,000.00
100-74100-512851	HRA DEDUCTIBLE	1,465.26	230.76	10,000.00	-	10,000.00
100-74100-521150	ZONING BOARD STIPEND	2,175.00	1,700.00	5,250.00	-	4,100.00
100-74100-521200	PROFESSIONAL FEES	70,000.00	16,760.00	75,000.00	-	15,000.00
100-74100-521300	TECHNICAL SERVICES	-	-	-	-	5,500.00
100-74100-521310	SOFTWARE	-	-	-	-	7,000.00
100-74100-522210	MAINTENANCE AGREEMENTS	3,111.43	57.16	1,500.00	-	-
100-74100-522250	AUTO & TRUCK REPAIR	-	-	-	-	400.00
100-74100-522320	RENTAL OF EQUIP & VEHICLE	-	-	-	-	-
100-74100-522341	COPIER RENTAL	-	781.02	525.00	306.96	1,000.00
100-74100-523245	TELECOMMUNICATIONS	185.07	-	-	-	-
100-74100-523300	ADVERTISEMENT	3,957.00	3,634.00	3,000.00	100.00	4,000.00
100-74100-523400	PRINTING & BINDING	276.45	4,103.34	1,500.00	37.92	4,000.00
100-74100-523500	TRAVEL	-	6,927.16	3,500.00	143.00	4,500.00
100-74100-523501	ZONING ADVISORY BOARD TRAVEL	-	-	1,500.00	-	-
100-74100-523600	DUES & FEES	775.00	236.00	1,300.00	46.00	775.00
100-74100-523700	EDUCATION & TRAINING	-	2,543.93	2,100.00	-	3,500.00
100-74100-523701	ZONING ADVISORY BD ED & TRAINING	950.00	-	1,050.00	-	400.00
100-74100-523940	POSTAGE	422.81	698.11	750.00	94.24	500.00
100-74100-531100	SUPPLIES & MATERIALS	3,252.12	3,732.50	2,500.00	995.29	3,500.00
100-74100-531270	ENERGY-GASOLINE/DIESEL	-	-	1,050.00	-	1,000.00
100-74100-531600	SMALL EQUIPMENT - NON-CAPITAL	2,092.97	-	750.00	-	750.00
100-74100-531701	HOSPITALITY/FOOD/BEVERAGE	283.87	261.66	630.00	-	300.00
100-74100-531702	HISTORIC PRESERVATION COMMITTEE	97.00	-	-	-	-
100-74100-531750	UNIFORMS	360.51	396.78	840.00	66.47	400.00
100-74100-542300	FURNITURE & FIXTURES	-	-	-	-	-
Division: 74100 - PLANNING & ZONING Total:		**371,985.46**	**530,944.58**	**661,842.59**	**169,591.24**	**615,722.59**

Budget Worksheet

Division: 75100 - ECONOMIC DEVELOPMENT

	FY 2021 ACTUAL	FY 2022 ACTUAL	FY 2023 BUDGET	FY 2023 YTD ACTUAL	FY 2024 PROPOSED EXPENDITURES
51 Personal Service	103,349.18	74,458.91	132,419.69	38,078.32	246,759.07
52 Purchased/ Contract Services	13,220.04	85,970.60	25,100.00	7,352.71	42,000.00
53 Supplies	367.79	-	3,700.00	1,243.28	54,750.00
54 Capital Outlay	-	-	-	-	10,200.00
Total Budget	**116,937.01**	**160,429.51**	**161,219.69**	**46,674.31**	**353,709.07**

Budget Worksheet

Division: 75100 - ECONOMIC DEVELOPMENT

Account Number	Account Description	FY 2021 ACTUAL	FY 2022 ACTUAL	FY 2023 BUDGET	FY 2023 YTD ACTUAL	FY 2024 PROPOSED EXPENDITURES
100-75100-511100	REGULAR SALARIES	74,999.98	49,584.30	100,000.00	27,461.53	149,500.00
100-75100-512100	GRP INSRNC MEDICAL/DENTAL	18,083.88	15,561.35	13,469.69	7,119.82	40,409.07
100-75100-512110	GROUP INSURANCE LIFE	237.10	165.97	550.00	79.86	1,650.00
100-75100-512111	GROUP INSURANCE VISION	97.87	69.96	1,000.00	32.58	3,000.00
100-75100-512200	MEDICARE 1.45%	1,073.77	709.50	1,100.00	387.76	3,300.00
100-75100-512400	PENSION	7,869.57	7,386.72	10,300.00	2,586.20	30,900.00
100-75100-512600	UNEMPLOYMENT INSURANCE	-	-	2,000.00	-	6,000.00
100-75100-512700	WORKER'S COMPENSATION	987.01	981.11	2,000.00	410.57	6,000.00
100-75100-512851	HRA DEDUCTIBLE	-	-	2,000.00	-	6,000.00
100-75100-521200	PROFESSIONAL SERVICES	10,240.00	81,100.00	15,000.00	3,058.51	20,000.00
100-75100-522210	MAINTENANCE AGREEMENTS	-	2,232.57	2,500.00	-	2,500.00
100-75100-522341	COPIER RENTAL	-	-	-	-	1,000.00
100-75100-523240	AT&T CLUB SERVICE	-	-	-	-	3,000.00
100-75100-523400	PRINTING & BINDING	-	-	500.00	-	1,000.00
100-75100-523500	TRAVEL	840.04	1,363.03	2,500.00	327.25	5,000.00
100-75100-523600	DUES & FEES	805.00	855.00	1,600.00	1,450.00	2,000.00
100-75100-523700	EDUCATION & TRAINING	1,335.00	420.00	2,500.00	2,516.95	5,000.00
100-75100-523851	INTERN HELP	-	-	-	-	2,000.00
100-75100-523940	POSTAGE	-	-	500.00	-	500.00
100-75100-531110	COMPUTER EXPENSE	-	-	-	510.57	-
100-75100-531140	SUPPLIES & MATERIALS	353.79	-	1,000.00	523.55	1,500.00
100-75100-531227	GA PWR, MAIN STREET	-	-	-	-	-
100-75100-531701	HOSPITALITY/FOOD/BEVERAGE	-	-	2,500.00	-	3,000.00
100-75100-531750	UNIFORMS	14.00	-	200.00	209.16	250.00
100-75100-5XXXXX	ED INCENTIVES	-	-	-	-	50,000.00
100-75100-542400	COMPUTER SOFTWARE	-	-	-	-	10,200.00
Division: 75100 - ECONOMIC DEVELOPMENT Total:		**116,937.01**	**160,429.51**	**161,219.69**	**46,674.31**	**353,709.07**

Budget Worksheet

Division: 75500 - Main Street Program

	FY 2021 ACTUAL	FY 2022 ACTUAL	FY 2023 BUDGET	FY 2023 YTD ACTUAL	FY 2024 PROPOSED EXPENDITURES
51 Personal Service	177,753.83	175,752.50	175,703.89	58,449.73	182,942.89
52 Purchased/ Contract Services	11,107.35	18,409.68	26,900.00	8,810.50	34,825.00
53 Supplies	6,768.23	20,105.88	11,700.00	3,788.89	20,845.00
Total Budget	**195,629.41**	**214,268.06**	**214,303.89**	**71,049.12**	**238,612.89**

Budget Worksheet

Division: 75500 - Main Street Program

Account Number	Account Description	FY 2021 ACTUAL	FY 2022 ACTUAL	FY 2023 BUDGET	FY 2023 YTD ACTUAL	FY 2024 PROPOSED EXPENDITURES
100-75500-511100	REGULAR SALARIES	117,724.26	121,990.19	119,844.51	34,038.28	127,083.51
100-75500-512100	GRP INSRNC MEDICAL/DENTAL	46,566.48	41,022.42	26,939.38	16,409.25	26,939.38
100-75500-512110	GROUP INSURANCE LIFE	426.36	426.36	620.00	190.80	620.00
100-75500-512111	GROUP INSURANCE VISION	249.22	189.92	1,000.00	84.95	1,000.00
100-75500-512200	MEDICARE 1.45%	1,580.17	1,658.08	1,500.00	458.36	1,500.00
100-75500-512400	PENSION	10,634.39	9,896.88	20,000.00	5,021.76	20,000.00
100-75500-512600	UNEMPLOYMENT INSURANCE	-	-	600.00	-	600.00
100-75500-512700	WORKER'S COMPENSATION	572.95	568.65	1,200.00	246.33	1,200.00
100-75500-512851	HRA, DEDUCTIBLE	-	-	4,000.00	2,000.00	4,000.00
100-75500-521200	PROFESSIONAL FEES	1,821.07	5,379.00	2,500.00	-	5,000.00
100-75500-522341	COPIER RENTAL	1,294.48	1,721.59	1,500.00	556.80	1,700.00
100-75500-523240	AT&T CLUB SERVICE	-	-	-	1,672.31	3,000.00
100-75500-523245	TELECOMMUNICATIONS	-	800.75	-	-	-
100-75500-523400	PRINTING & BINDING	815.45	1,243.24	2,500.00	-	2,500.00
100-75500-523500	TRAVEL	1,184.00	4,155.50	5,000.00	3,706.83	5,000.00
100-75500-523520	MAIN STREET BOARD TRAVEL	716.00	-	3,500.00	-	3,500.00
100-75500-523600	DUES & FEES	931.25	918.75	1,000.00	448.00	1,300.00
100-75500-523700	EDUCATION & TRAINING	1,548.00	2,194.95	2,000.00	1,620.00	3,050.00
100-75500-523720	MAIN STREET BOARD EDUCATION & TRAINING	772.00	1,255.00	2,700.00	585.00	3,575.00
100-75500-523851	INTERN HELP	-	-	2,000.00	-	2,000.00
100-75500-523940	POSTAGE	325.10	146.90	200.00	23.56	200.00
100-75500-523945	WEB SITE	1,700.00	594.00	4,000.00	198.00	4,000.00
100-75500-531140	SUPPLIES & MATERIALS	1,307.10	1,762.79	1,500.00	1,123.06	2,000.00
100-75500-531227	GA PWR, MAIN STREET	-	-	-	1,645.78	5,000.00
100-75500-531700	PRODUCT DEV GRANT EXPENSES	-	-	2,500.00	-	-
100-75500-531701	HOSPITALITY/FOOD/BEVERAGE	958.40	2,323.62	1,000.00	579.07	3,500.00
100-75500-531707	ENTERTAINMENT	1,310.00	9,848.46	2,000.00	400.00	5,000.00
100-75500-531724	DOWNTOWN BEAUTIFICATION	-	335.00	1,500.00	-	2,000.00
100-75500-531725	PROMOTIONAL SUPPLIES	3,192.73	5,419.78	2,500.00	-	2,500.00
100-75500-531750	Uniforms	-	416.23	700.00	40.98	845.00
Division: 75500 - Main Street Program Total:		**195,629.41**	**214,268.06**	**214,303.89**	**71,049.12**	**238,612.89**

Budget Worksheet

Division: 75700 - GIS/PLANNING

	FY 2021 ACTUAL	FY 2022 ACTUAL	FY 2023 BUDGET	FY 2023 YTD ACTUAL	FY 2024 PROPOSED EXPENDITURES
51 Personal Service	85,949.36	88,763.04	92,155.12	29,762.79	92,155.12
52 Purchased/ Contract Services	10,019.80	26,102.03	12,530.00	547.47	19,450.00
53 Supplies	1,108.76	4,983.03	907.50	1,442.49	3,200.00
Total Budget	**97,077.92**	**119,848.10**	**105,592.62**	**31,752.75**	**114,805.12**

Budget Worksheet

Division: 75700 - GIS/PLANNING

Account Number	Account Description	FY 2021 ACTUAL	FY 2022 ACTUAL	FY 2023 BUDGET	FY 2023 YTD ACTUAL	FY 2024 PROPOSED EXPENDITURES
100-75700-511100	REGULAR EMPLOYEE SALARIES	66,193.67	66,685.31	66,685.43	21,800.98	66,685.43
100-75700-512100	GRP INSUR MEDICAL / DENTAL	11,588.95	14,254.61	13,469.69	5,693.32	13,469.69
100-75700-512110	GROUP INSURANCE LIFE	235.80	448.76	300.00	189.48	300.00
100-75700-512111	GROUP INSURANCE VISION	65.48	67.28	1,000.00	30.10	1,000.00
100-75700-512200	MEDICARE 1.45%	958.84	965.90	1,000.00	315.76	1,000.00
100-75700-512400	PENSION	6,661.37	6,095.88	6,500.00	1,632.08	6,500.00
100-75700-512600	UNEMPLOYMENT INSURANCE	-	-	700.00	-	700.00
100-75700-512700	WORKERS' COMPENSATION	245.25	245.30	500.00	101.07	500.00
100-75700-512851	HRA DEDUCTABLE	-	-	2,000.00	-	2,000.00
100-75700-521200	PROFESSIONAL SERVICES	-	14,448.75	-	-	2,000.00
100-75700-521300	Technical Services	1,733.33	5,146.67	5,200.00	-	5,600.00
100-75700-521310	SOFTWARE	1,733.33	-	-	-	1,500.00
100-75700-522210	MAINTENANCE AGREEMENTS	4,644.21	3,827.92	4,000.00	-	4,000.00
100-75700-522341	COPIER RENTAL	1,912.92	1,767.00	1,700.00	536.48	1,700.00
100-75700-523400	PRINTING & BINDING	(3.99)	561.69	-	10.99	2,000.00
100-75700-523500	TRAVEL	-	-	500.00	-	1,200.00
100-75700-523600	DUES & FEES	-	-	630.00	-	250.00
100-75700-523700	EDUCATION & TRAINING	-	350.00	500.00	-	1,200.00
100-75700-531140	SUPPLIES & MATERIALS	1,033.50	4,983.03	750.00	1,422.00	3,000.00
100-75700-531750	UNIFORMS	75.26	-	157.50	20.49	200.00
Division: 75700 - GIS/PLANNING Total:		**97,077.92**	**119,848.10**	**105,592.62**	**31,752.75**	**114,805.12**

Budget Worksheet

Division: 90000 - OTHER FINANCING USES

	FY 2021 ACTUAL	FY 2022 ACTUAL	FY 2023 BUDGET	FY 2023 YTD ACTUAL	FY 2024 PROPOSED EXPENDITURES
61 Other Financing Sources	5,374,899.04	1,217,461.91	4,252,159.76	1,023,624.00	4,248,568.76
Total Budget	**5,374,899.04**	**1,217,461.91**	**4,252,159.76**	**1,023,624.00**	**4,248,568.76**

Budget Worksheet

Division: 90000 - OTHER FINANCING USES

Account Number	Account Description	FY 2021 ACTUAL	FY 2022 ACTUAL	FY 2023 BUDGET	FY 2023 YTD ACTUAL	FY 2024 PROPOSED EXPENDITURES
100-90000-611000	OPERATING TRANSFERS OUT	3,122,466.13	-	-	-	-
100-90000-611200	TRANSFER GF AND MMCC	542,633.43	-	-	-	-
100-90000-611276	TRANSFER GF AND CEMETERY	3,187.23	10,775.89	10,000.00	-	10,000.00
100-90000-611300	TRANSFER GF AND SDDA	42,502.46	-	90,000.00	-	90,000.00
100-90000-611650	TRANSFER TO/FROM URA	-	1,205,212.87	1,208,355.50	1,023,624.00	1,204,764.50
100-90000-612000	TRANSFER TO URA	1,205,336.63	-	-	-	-
100-90000-612020	TRANSFER TO/FROM PFA FUND	458,723.16	-	2,943,804.26	-	2,943,804.26
100-90000-612030	TRANSFER TO/FROM SPLOST V	50.00	-	-	-	-
100-90000-612035	TRANSFER GF TO CITYWIDE DEVELOPMENT AUTH	-	1,473.15	-	-	-
Division: 90000 - OTHER FINANCING USES Total:		**5,374,899.04**	**1,217,461.91**	**4,252,159.76**	**1,023,624.00**	**4,248,568.76**

Budget Worksheet

Fund: 275 - HOTEL/MOTEL TAX

Division: 15100 - FINANCIAL ADMINISTRATION

	FY 2021 ACTUAL	FY 2022 ACTUAL	FY 2023 BUDGET	FY 2023 YTD ACTUAL	FY 2024 PROPOSED EXPENDITURES
52 Purchased/ Contract Services	-	-	3,625.00	-	2,800.00
53 Supplies	72,895.34	214,716.72	151,375.00	5,800.00	167,200.00
54 Capital Outlay	15,000.00	20,100.00	25,000.00	1,905.74	10,000.00
57 Other Costs	239,233.05	210,455.84	195,000.00	65,827.62	195,000.00
Total Budget	**327,128.39**	**445,272.56**	**375,000.00**	**73,533.36**	**375,000.00**

Budget Worksheet

Fund: 275 - HOTEL/MOTEL TAX
Expense
Division: 15100 - FINANCIAL ADMINISTRATION

Account Number	Account Description	FY 2021 ACTUAL	FY 2022 ACTUAL	FY 2023 BUDGET	FY 2023 YTD ACTUAL	FY 2024 PROPOSED EXPENDITURES
275-15100-523310	PUBLIC NOTICES	-	-	825.00	-	800.00
275-15100-523600	DUES & FEES	-	-	2,800.00	-	2,000.00
275-15100-531709	CITY REBRANDING INITIATIVE	-	-	500.00	-	-
275-15100-531713	PROMOTIONAL SUPPLIES - MAIN STREET	-	3,014.75	7,000.00	-	7,000.00
275-15100-531714	PROMOTIONAL SUPPLIES - ECO DELVP	-	1,938.78	3,000.00	-	3,000.00
275-15100-531717	PROMOTIONAL SUPPLIES - MERLE	-	-	5,000.00	-	5,000.00
275-15100-531718	ADVERTISEMENT - MERLE	-	-	20,000.00	-	20,000.00
275-15100-531719	ADVERTISEMENT - TED	-	-	5,000.00	-	5,000.00
275-15100-531720	CITY QUARTERLY NEWSLETTER	21,020.92	2,000.00	25,000.00	-	20,000.00
275-15100-531730	TOURISM	51,874.42	207,763.19	85,875.00	5,800.00	107,200.00
275-15100-542500	OTHER - WAYFINDING SIGNAGE	15,000.00	20,100.00	25,000.00	1,905.74	10,000.00
275-15100-572000	H.C. CHAMBER 2% / 3.5% 8/1/2015	239,233.05	210,455.84	195,000.00	65,827.62	195,000.00
HOTEL/MOTEL TAX Total:		**327,128.39**	**445,272.56**	**375,000.00**	**73,533.36**	**375,000.00**

Budget Worksheet

Fund: 350 - URA

	FY 2021 ACTUAL	FY 2022 ACTUAL	FY 2023 BUDGET	FY 2023 YTD ACTUAL	FY 2024 PROPOSED EXPENDITURES
58 Debt Service	1,205,336.63	1,205,212.87	1,208,358.50	1,023,624.00	1,204,764.50
Total Budget	**1,205,336.63**	**1,205,212.87**	**1,208,358.50**	**1,023,624.00**	**1,204,764.50**

Budget Worksheet

Fund 350 - URBAN REDEVELOPMENT AGENCY
Expense
Division: 80000 - DEBT SERVICES

Account Number	Account Description	FY 2021 ACTUAL	FY 2022 ACTUAL	FY 2023 BUDGET	FY 2023 YTD ACTUAL	FY 2024 PROPOSED EXPENDITURES
350-80000-581300	PRINCIPAL-OTHER DEBT	745,000.00	780,000.00	1,023,624.00	820,000.00	1,039,731.50
350-80000-582300	INTEREST-OTHER DEBT	460,336.63	425,212.87	184,734.50	203,624.00	165,033.00
Division: 80000 - DEBT SERVICES Total:		**1,205,336.63**	**1,205,212.87**	**1,208,358.50**	**1,023,624.00**	**1,204,764.50**

Budget Worksheet

Fund: 355 - DOWNTOWN DEVELOPMENT AUTHORITY

Division: 15100 - FINANCIAL ADMINISTRATION

	FY 2021 ACTUAL	FY 2022 ACTUAL	FY 2023 BUDGET	FY 2023 YTD ACTUAL	FY 2024 PROPOSED EXPENDITURES
52 Purchased/ Contract Services	2,552.57	3,243.93	23,000.00	168.00	23,000.00
53 Supplies	6,567.67	1,043.56	7,000.00	213.90	7,000.00
54 Capital Outlay	-	-	15,000.00	-	15,000.00
Total Budget	**9,120.24**	**4,287.49**	**45,000.00**	**381.90**	**45,000.00**

Budget Worksheet

Fund: 355 - DOWNTOWN DEVELOPMENT AUTHORITY
Expense
Division: 15100 - FINANCIAL ADMINISTRATION

Account Number	Account Description	FY 2021 ACTUAL	FY 2022 ACTUAL	FY 2023 BUDGET	FY 2023 YTD ACTUAL	FY 2024 PROPOSED EXPENDITURES
355-15100-521201	PROFESSIONAL FEES	732.57	-	1,500.00	-	1,300.00
355-15100-521220	LEGAL	-	-	11,000.00	-	11,000.00
355-15100-523110	LIABILITY INSURANCE	1,696.00	-	2,000.00	-	2,000.00
355-15100-523310	PUBLIC NOTICES	-	-	-	168.00	200.00
355-15100-523400	PRINTING & BINDING	-	-	3,000.00	-	3,000.00
355-15100-523500	TRAVEL	-	1,918.93	2,000.00	-	2,000.00
355-15100-523600	DUES AND FEES	-	20.00	500.00	-	500.00
355-15100-523700	EDUCATION AND TRAINING	124.00	1,305.00	3,000.00	-	3,000.00
355-15100-531130	OFFICE SUPPLIES	-	100.32	2,500.00	-	2,500.00
355-15100-531140	SUPPLIES & MATERIALS	(387.34)	-	1,000.00	24.00	1,000.00
355-15100-531700	MISCELLANEOUS EXPENSE	6,955.01	280.00	500.00	189.90	500.00
355-15100-531703	HOSPITALITY	-	663.24	3,000.00	-	3,000.00
355-15100-541101	FACADE GRANT	-	-	15,000.00	-	15,000.00
Division: 15100 - FINANCIAL ADMINISTRATION Total:		**9,120.24**	**4,287.49**	**45,000.00**	**381.90**	**45,000.00**

Budget Worksheet

Fund: 357 - CITYWIDE DEVELOPMENT AUTHORITY

Division: 15100 - FINANCIAL ADMINISTRATION

	FY 2021 ACTUAL	FY 2022 ACTUAL	FY 2023 BUDGET	FY 2023 YTD ACTUAL	FY 2024 PROPOSED EXPENDITURES
52 Purchased/ Contract Services	-	1,317.15	23,000.00	241.56	23,000.00
53 Supplies	-	156.00	7,000.00	24.00	7,000.00
54 Capital Outlay	-	-	15,000.00	-	15,000.00
61 Other Financing Sources	-	(1,473.15)	-	-	-
Total Budget	**-**	**-**	**45,000.00**	**265.56**	**45,000.00**

Budget Worksheet

Fund: 357 - CITYWIDE DEVELOPMENT AUTHORITY
Expense
Division: 15100 - FINANCIAL ADMINISTRATION

Account Number	Account Description	FY 2021 ACTUAL	FY 2022 ACTUAL	FY 2023 BUDGET	FY 2023 YTD ACTUAL	FY 2024 PROPOSED EXPENDITURES
357-15100-521201	PROFESSIONAL FEES	-	-	1,500.00	-	1,000.00
357-15100-521220	LEGAL	-	-	10,000.00	-	10,000.00
357-15100-523110	LIABILITY INSURANCE	-	-	2,000.00	-	2,000.00
357-15100-523310	PUBLIC NOTICES	-	-	1,000.00	-	1,000.00
357-15100-523400	PRINTING & BINDING	-	-	3,000.00	-	3,000.00
357-15100-523500	TRAVEL	-	-	2,000.00	-	2,000.00
357-15100-523600	DUES AND FEES	-	-	500.00	241.56	500.00
357-15100-523700	EDUCATION AND TRAINING	-	1,250.00	3,000.00	-	3,000.00
357-15100-523940	POSTAGE	-	67.15	-	-	500.00
357-15100-531130	OFFICE SUPPLIES	-	156.00	2,500.00	-	2,500.00
357-15100-531140	SUPPLIES & MATERIALS	-	-	1,000.00	24.00	1,000.00
357-15100-531700	MISCELLANEOUS EXPENSE	-	-	500.00	-	500.00
357-15100-531703	HOSPITALITY	-	-	3,000.00	-	3,000.00
357-15100-541101	FACADE GRANT	-	-	15,000.00	-	15,000.00
357-90000-611275	TRANSFER TO/FROM GF	-	(1,473.15)	-	-	-
Division: 15100 - FINANCIAL ADMINISTRATION Total:		**-**	**-**	**45,000.00**	**265.56**	**45,000.00**

Budget Worksheet

Fund 360 - PUBLIC FACILITIES AUTHORITY

Division: 80000 - DEBT SERVICES

	FY 2021 ACTUAL	FY 2022 ACTUAL	FY 2023 BUDGET	FY 2023 YTD ACTUAL	FY 2024 PROPOSED EXPENDITURES
52 Purchased/ Contract Services	-	-	-	0.15	-
58 Debt Service	720,136.53	3,202,608.51	2,943,804.26	1,436,247.32	2,946,323.50
54 Capital Outlay	-	2,873,360.13	-	-	-
61 Other Financing Sources	6,803,999.54	-	-	-	-
Total Budget	**7,524,136.07**	**6,075,968.64**	**2,943,804.26**	**1,436,247.47**	**2,946,323.50**

Budget Worksheet

Fund 360 - PUBLIC FACILITIES AUTHORITY
Expense
Division: 80000 - DEBT SERVICES

Account Number	Account Description	FY 2021 ACTUAL	FY 2022 ACTUAL	FY 2023 BUDGET	FY 2023 YTD ACTUAL	FY 2024 PROPOSED EXPENDITURES
360-15100-523901	BANK CHARGES	-	-	-	0.15	
360-15100-582100	INTEREST-BONDS	184,038.57	-	-	-	
360-15100-584000	BOND ISSUANCE COST	536,097.96	-	-	-	
360-32100-541492	POLICE BUILDING CONSTRUCTION	-	2,873,360.13	-	-	
360-80000-581300	PRINCIPAL-OTHER DEBT	-	2,685,000.00	-	1,195,000.00	2,720,000.00
360-80000-582300	INTEREST-OTHER DEBT	-	517,608.51	2,943,804.26	241,247.32	226,323.50
360-90000-612015	TRANSFER PFA TO CITYWIDE PROJECTS	6,854,319.18	-	-	-	
360-90000-612020	TRANSFER PFA TO/FROM GF	(50,319.64)	-	-	-	
PUBLIC FACILITIES AUTHORITY PROJECT FUND Total:		**7,524,136.07**	**6,075,968.64**	**2,943,804.26**	**1,436,247.47**	**2,946,323.50**

Budget Worksheet

Fund: 495 - CEMETERY FUND

Division: 15650 - GOVERNMENT BUILDINGS/PROPERTY

	FY 2021 ACTUAL	FY 2022 ACTUAL	FY 2023 BUDGET	FY 2023 YTD ACTUAL	FY 2024 PROPOSED EXPENDITURES
52 Purchased/ Contract Services	1,199.87	2,948.84	3,000.00	-	3,000.00
53 Supplies	1,987.36	261.22	2,000.00	395.00	2,000.00
54 Capital Outlay	-	7,000.00	5,000.00	-	5,000.00
61 Other Financing Sources	(3,187.23)	(10,775.89)	-	-	-
Total Budget	**-**	**(565.83)**	**10,000.00**	**395.00**	**10,000.00**

Budget Worksheet

Fund: 495 - CEMETERY FUND
Expense
Division: 15650 - GOVERNMENT BUILDINGS/PROPERTY

Account Number	Account Description	FY 2021 ACTUAL	FY 2022 ACTUAL	FY 2023 BUDGET	FY 2023 YTD ACTUAL	FY 2024 PROPOSED EXPENDITURES
495-15100-522220	MAINTENANCE & CLEANING	-	-	-	-	
495-15650-522220	MAINTENANCE & CLEANING	1,199.87	2,948.84	3,000.00	-	3,000.00
495-15650-531600	SMALL EQUIPMENT - NON-CAPITAL	1,987.36	261.22	2,000.00	-	1,600.00
495-15650-531700	MISC EXPENSE	-	-	-	395.00	400.00
495-15650-541200	SITE IMPROVEMENTS	-	7,000.00	5,000.00	-	5,000.00
495-90000-611275	TRANSFER FROM G/F	(3,187.23)	(10,775.89)	-	-	
Division: 15650 - GOVERNMENT BUILDINGS/PROPERTY Total:		**-**	**(565.83)**	**10,000.00**	**395.00**	**10,000.00**

Budget Worksheet

Division: 43300 - SEWER

	FY 2021 ACTUAL	FY 2022 ACTUAL	FY 2023 BUDGET	FY 2023 YTD ACTUAL	FY 2024 PROPOSED EXPENDITURES
51 Personal Services and Employee Benefits	1,447,314.76	766,187.91	967,345.51	275,920.86	967,345.51
52 Purchased/Contracted Services	360,307.06	411,931.13	477,300.00	109,213.38	442,800.00
53 Supplies	155,102.58	366,003.50	296,000.00	74,308.05	444,500.00
54 Capital Outlays	(107,413.46)	25,187.19	162,000.00	334,305.00	200,500.00
56 Depreciation and Amortization	-	-	-	-	-
57 Other Costs	16,667.89	66,231.93	18,000.00	(445.70)	30,000.00
Total Budget	**1,871,978.83**	**1,635,541.66**	**1,920,645.51**	**793,301.59**	**2,085,145.51**

Budget Worksheet

Stockbridge
Where Community Connects

Expense
Division: 43300 - SEWER

Account Number	Account Description	FY 2021 ACTUAL	FY 2022 ACTUAL	FY 2023 BUDGET	FY 2023 YTD ACTUAL	FY 2024 PROPOSED EXPENDITURES
505-43300-511100	REGULAR EMPL. SALARIES	521,476.93	508,159.75	528,645.51	148,580.42	528,645.51
505-43300-511300	OVERTIME	33,497.58	48,073.89	50,000.00	15,942.87	50,000.00
505-43300-512100	GRP INSRNC MEDICAL/DENTAL	226,362.80	241,543.57	266,000.00	84,640.65	266,000.00
505-43300-512110	GROUP INSURANCE LIFE	1,902.06	1,613.40	3,000.00	620.95	3,000.00
505-43300-512111	GROUP INSURANCE VISION	1,135.93	1,077.67	1,000.00	422.20	1,000.00
505-43300-512200	MEDICARE 1.45%	8,186.54	7,729.26	8,000.00	2,319.13	8,000.00
505-43300-512401	RETIREMENT CONTRIBUTIONS	633,554.49	(63,784.01)	72,500.00	18,203.96	72,500.00
505-43300-512600	UNEMPLOYEMENT INSURANCE	-	-	4,000.00	-	4,000.00
505-43300-512700	WORKER'S COMPENSATION	17,296.11	18,226.22	25,000.00	5,166.89	25,000.00
505-43300-512850	HRA REIMBURSEMENT	3,902.32	3,548.16	9,200.00	23.79	9,200.00
505-43300-521201	PROFESSIONAL	10,737.05	9,289.20	15,000.00	3,487.50	15,000.00
505-43300-521222	IT Services for Sewer	-	-	10,000.00	-	10,000.00
505-43300-521230	ENGINEERING FEES	7,961.50	21,470.00	30,000.00	2,142.50	15,000.00
505-43300-521341	TESTING - ANALYTICAL COST	9,662.55	6,535.75	15,000.00	1,324.50	20,000.00
505-43300-522150	SURVEILLANCE CAMERAS	2,587.97	855.80	15,000.00	-	15,000.00
505-43300-522200	REPAIRS & MAINTENANCE	11,084.01	6,917.00	15,000.00	690.00	15,000.00
505-43300-522210	MAINTENANCE AGREEMENTS	6,739.20	2,845.32	25,000.00	1,112.54	25,000.00
505-43300-522211	DISPOSAL	-	-	1,000.00	-	3,000.00
505-43300-522220	MAINTENANCE & CLEANING	270.00	45.00	4,000.00	-	4,000.00
505-43300-522229	EQUIPMENT REPAIRS - PLANT	21,994.42	42,728.76	35,000.00	6,539.04	35,000.00
505-43300-522231	EQPMNT REPAIR PUMP STATIO	89,837.44	75,431.00	55,000.00	15,958.47	50,000.00
505-43300-522232	REPAIR, WWTP PLANT	14,226.77	8,415.89	55,000.00	27,333.68	35,000.00
505-43300-522233	PUMP STATION REPAIR(BLDG)	3,407.95	301.00	2,500.00	-	2,500.00
505-43300-522234	PUMP STATION ROADS REPAIR	-	-	2,500.00	-	2,500.00
505-43300-522235	VACCUM CLEAN SEWER LINES	16,252.00	9,320.00	35,000.00	5,197.00	35,000.00
505-43300-522240	STREET REPAIRS/MAINTENANC	77,050.00	138,425.31	25,000.00	-	15,000.00
505-43300-522250	AUTO & TRUCK REPAIR	10,514.23	6,937.32	15,000.00	12,370.05	15,000.00
505-43300-522255	DAMAGE TO PROPERTY	-	-	5,000.00	-	5,000.00
505-43300-522320	RENTAL OF EQUIP & VEHICLE	438.92	465.80	3,500.00	-	3,500.00
505-43300-522341	COPIER RENTAL	-	-	-	257.32	-
505-43300-523231	CELL PHONES	-	54.95	1,500.00	-	1,500.00
505-43300-523240	AT&T CLUB SERVICE	12,553.12	9,783.89	15,000.00	2,537.78	15,000.00
505-43300-523245	CBEYOND COMMUNICATIONS	6,330.26	6,180.09	6,800.00	2,038.58	6,800.00
505-43300-523310	PUBLIC NOTICES	830.00	340.00	3,000.00	90.00	3,500.00
505-43300-523400	PRINTING & BINDING	4,088.99	3,922.16	5,500.00	1,270.18	5,000.00
505-43300-523500	TRAVEL	2,354.82	4,091.91	5,500.00	1,015.00	5,500.00
505-43300-523600	DUES & FEES	2,511.80	1,307.80	3,500.00	122.40	3,500.00
505-43300-523700	EDUCATION & TRAINING	2,326.00	3,639.50	2,500.00	620.07	8,500.00
505-43300-523849	CONTRACT LABOR	-	-	7,500.00	-	5,000.00
505-43300-523902	MERCHANT FEES CREDIT CARD	12,742.42	14,015.48	13,500.00	5,800.64	13,500.00
505-43300-523905	COLL. FEE HENRY COUNTY	8,314.49	8,066.56	10,000.00	2,043.37	10,000.00
505-43300-523930	DRUG TESTING, VACCINES	-	240.00	1,500.00	-	1,500.00
505-43300-523940	POSTAGE	7,095.11	7,175.22	8,000.00	2,489.85	8,000.00
505-43300-523990	LANDFILL FEES	18,396.04	23,130.42	30,000.00	14,772.91	35,000.00
505-43300-531110	COMPUTER EXPENSE	4,527.11	9,978.12	7,500.00	167.47	7,500.00
505-43300-531130	OFFICE SUPPLIES	1,738.80	961.10	2,500.00	(6.21)	2,500.00
505-43300-531140	SUPPLIES & MATERIALS	(152,945.56)	18,099.85	25,000.00	3,034.96	25,000.00
505-43300-531142	HAND TOOLS & SMALL EQUIP.	2,863.17	10,514.98	10,000.00	223.15	10,000.00
505-43300-531214	ENERGY - NATURAL GAS	1,937.75	1,870.87	2,000.00	20.92	2,000.00
505-43300-531221	SNAPPING SHOALS EMC	3,295.49	3,682.38	6,000.00	1,345.17	6,000.00

505-43300-531223	GA POWER LIFT STATIONS	40,971.37	42,781.66	45,000.00	10,464.63	45,000.00
505-43300-531229	GA POWER - WWTP	154,325.27	154,381.90	28,500.00	39,203.71	165,000.00
505-43300-531240	ENERGY-BOTTLED GAS	-	-	5,000.00	-	-
505-43300-531270	ENERGY-GASOLINE/DIESEL	22,225.87	28,209.67	-	5,696.00	25,000.00
505-43300-531510	PUMP STATION WATER PURCHASES	23.21	-	-	-	-
505-43300-531700	MISC EXPENSE	121.56	3,169.64	50,000.00	190.83	40,000.00
505-43300-531703	LAB SUPPLIES/OTHER	12,002.43	13,684.82	20,000.00	7,132.85	25,000.00
505-43300-531706	CHEMICALS	56,799.61	67,459.03	80,000.00	4,994.14	75,000.00
505-43300-531720	SIGNS	990.00	-	2,000.00	-	3,000.00
505-43300-531740	TIRE EXPENSE	2,254.43	5,624.35	5,000.00	408.19	5,000.00
505-43300-531750	UNIFORMS	3,972.07	5,585.13	7,500.00	1,432.24	8,500.00
505-43300-541462	S2180730 WWTP FCLTY IMP	-	80.00	25,000.00	267,757.50	25,000.00
505-43300-542200	VEHICLES	(134,284.26)	-	-	-	38,500.00
505-43300-542400	COMPUTER SOFTWARE	7,294.61	8,107.19	8,500.00	654.00	8,500.00
505-43300-542500	EQUIPMENT	2,219.99	-	100,000.00	65,893.50	100,000.00
505-43300-542517	WATERSHED MONITORING I&II	17,356.20	17,000.00	28,500.00	-	28,500.00
505-43300-573105	CONSENT ORDER - FINE	-	21,470.00	3,000.00	-	15,000.00
505-43300-573110	BAD DEBT EXP. W/S	16,667.89	44,761.93	15,000.00	(445.70)	15,000.00
Division: 43300 - SEWER Total:		**1,871,978.83**	**1,635,541.66**	**1,920,645.51**	**793,301.59**	**2,085,145.51**

Budget Worksheet

Division: 44200 - Water

	FY 2021 ACTUAL	FY 2022 ACTUAL	FY 2023 BUDGET	FY 2023 YTD ACTUAL	FY 2024 PROPOSED EXPENDITURES
51 Personal Services and Employee Benefits	55,237.21	550,800.91	730,787.19	208,018.63	730,787.19
52 Purchased/Contracted Services	302,605.33	238,295.92	392,300.00	32,503.29	369,800.00
53 Supplies	937,445.94	1,062,768.84	876,500.00	349,424.78	934,000.00
54 Capital Outlays	141,540.64	5,640.00	30,500.00	65,893.50	30,500.00
56 Depreciation and Amortization	808,313.56	814,893.24	100,000.00	-	100,000.00
57 Other Costs	219,450.00	-	-	-	100,000.00
61 Other Financing Uses	-	61,259.80	60,000.00	-	62,000.00
Total Budget	**2,464,592.68**	**2,672,398.91**	**2,130,087.19**	**655,840.20**	**2,265,087.19**

Budget Worksheet

Stockbridge
Where Community Connects

Division: 44200 - WATER

Account Number	Account Description	FY 2021 ACTUAL	FY 2022 ACTUAL	FY 2023 BUDGET	FY 2023 YTD ACTUAL	FY 2024 PROPOSED EXPENDITURES
505-44200-511100	REGULAR EMPL. SALARIES	378,836.85	361,061.32	376,787.19	103,954.28	376,787.19
505-44200-511300	OVERTIME	23,630.55	39,582.22	35,000.00	15,823.58	35,000.00
505-44200-512100	GRP INSRNC MEDICAL/DENTAL	170,016.11	212,394.06	230,000.00	69,025.60	230,000.00
505-44200-512110	GROUP INSURANCE LIFE	1,339.05	1,266.42	2,000.00	502.40	2,000.00
505-44200-512111	GROUP INSURANCE VISION	906.21	917.97	1,000.00	331.80	1,000.00
505-44200-512200	MEDICARE 1.45%	5,411.59	5,655.72	5,000.00	1,689.22	5,000.00
505-44200-512401	RETIREMENT CONTRIBUTIONS	(534,797.48)	(79,920.17)	50,000.00	12,554.44	50,000.00
505-44200-512600	UNEMPLOYEMENT INSURANCE	-	-	4,000.00	-	4,000.00
505-44200-512700	WORKER'S COMPENSATION	9,894.33	9,843.37	20,000.00	4,137.31	20,000.00
505-44200-512850	HRA REIMBURSEMENT	-	-	7,000.00	-	7,000.00
505-44200-521201	PROFESSIONAL	-	-	2,000.00	-	2,000.00
505-44200-521222	IT Services for Water	-	-	15,000.00	-	15,000.00
505-44200-521230	ENGINEERING FEES	37,512.00	22,538.00	35,000.00	500.00	25,000.00
505-44200-521305	WATER TEST	7,685.00	7,760.00	13,500.00	-	15,000.00
505-44200-522210	MAINTENANCE AGREEMENTS	117,870.00	112,657.91	155,000.00	7,400.60	155,000.00
505-44200-522220	MAINTENANCE & CLEANING	3,249.16	1,641.00	10,000.00	1,733.00	1,000.00
505-44200-522231	EQPMNT REPAIR PUMP STATIO	14,650.72	19,536.90	20,000.00	4,455.02	15,000.00
505-44200-522240	STREET REPAIRS/MAINTENANC	12,099.90	-	10,000.00	-	10,000.00
505-44200-522250	AUTO & TRUCK REPAIR	4,114.01	12,799.56	8,500.00	5,453.56	8,500.00
505-44200-522255	DAMAGE TO PROPERTY	-	-	1,500.00	-	1,500.00
505-44200-522320	RENTAL OF EQUIP & VEHICLE	369.92	-	5,000.00	-	5,000.00
505-44200-523110	LIABILITY INSURANCE	67,063.78	17,156.93	65,000.00	-	65,000.00
505-44200-523231	CELL PHONES	114.90	38.63	-	-	-
505-44200-523245	CBEYOND COMMUNICATIONS	6,330.26	6,180.12	8,000.00	2,038.57	8,000.00
505-44200-523250	USA MOBILITY 770 201 0149	4,888.09	2,707.08	2,500.00	895.06	2,500.00
505-44200-523310	PUBLIC NOTICES	1,162.00	1,188.00	2,000.00	-	2,000.00
505-44200-523400	PRINTING & BINDING	4,088.98	3,922.13	2,000.00	1,270.18	2,000.00
505-44200-523500	TRAVEL	1,733.00	3,616.16	1,800.00	303.00	1,800.00
505-44200-523600	DUES & FEES	891.40	122.40	1,500.00	118.80	1,500.00
505-44200-523700	EDUCATION & TRAINING	1,015.00	5,200.21	10,000.00	-	10,000.00
505-44200-523840	COLLECTION AGENCY SRVICES	171.96	40.14	1,000.00	-	1,000.00
505-44200-523849	CONTRACT LABOR	-	-	13,500.00	-	-
505-44200-523902	MERCHANT FEES CREDIT CARD	10,240.79	14,015.49	-	5,800.65	13,500.00
505-44200-523930	DRUG TESTING, VACCINES	275.00	-	1,000.00	45.00	1,000.00
505-44200-523940	POSTAGE	7,079.46	7,175.26	8,500.00	2,489.85	8,500.00
505-44200-531110	COMPUTER EXPENSE	610.33	13,966.28	10,000.00	186.07	10,000.00
505-44200-531130	OFFICE SUPPLIES	2,151.67	864.96	2,000.00	97.76	2,000.00
505-44200-531140	SUPPLIES & MATERIALS	38,674.97	41,484.88	50,000.00	17,395.98	50,000.00
505-44200-531142	HAND TOOLS & SMALL EQUIP.	7,313.40	15,296.19	25,000.00	9,968.27	15,000.00
505-44200-531221	SNAPPING SHOALS EMC	34,136.42	37,494.82	30,000.00	10,670.39	30,000.00
505-44200-531229	GA POWER - WTP	2,834.47	2,798.38	5,500.00	624.94	5,500.00
505-44200-531270	ENERGY-GASOLINE/DIESEL	16,295.92	21,567.97	20,000.00	4,246.12	20,000.00
505-44200-531510	INV PCH FOR RSALE-WATER	821,790.31	917,584.02	710,000.00	302,100.35	775,000.00
505-44200-531703	LAB SUPPLIES/OTHER	2,494.83	1,224.06	5,500.00	1,008.62	5,500.00
505-44200-531706	CHEMICALS	4,495.65	5,723.50	10,000.00	1,000.25	12,500.00
505-44200-531740	TIRE EXPENSE	2,763.74	231.99	2,500.00	942.24	2,500.00
505-44200-531750	UNIFORMS	3,884.23	4,531.79	6,000.00	1,183.79	6,000.00
505-44200-542200	VEHICLES	134,284.26	-	-	-	-
505-44200-542401	COMPUTERS	5,036.38	-	5,500.00	-	5,500.00
505-44200-542500	EQUIPMENT	2,220.00	5,640.00	25,000.00	65,893.50	25,000.00
505-44200-561000	DEPRECIATION	808,313.56	814,893.24	100,000.00	-	100,000.00

505-44200-572300	H.C. WATER AUTH WATER IMPACT FEE	219,450.00	-	-	-	100,000.00
Division: 44200 - WATER Total:		**2,464,592.68**	**2,672,398.91**	**2,130,087.19**	**655,840.20**	**2,265,087.19**

Division: 90000 - OTHER FINANCING USES

505-90000-611103	TRANSFER TO GEN.FUND	-	61,259.80	60,000.00	-	62,000.00
Division: 90000 - OTHER FINANCING USES Total:		**-**	**61,259.80**	**60,000.00**	**-**	62,000.00

WATER Total: **2,327,087.19**

Budget Worksheet

Stockbridge
Where Community Connects

Water & Sewer

Division: 80000 - DEBT SERVICES

	FY 2021 ACTUAL	FY 2022 ACTUAL	FY 2023 BUDGET	FY 2023 YTD ACTUAL	FY 2024 PROPOSED EXPENDITURES
58 Debt Services	33,760.07	30,916.78	127,240.20	9,658.87	127,240.20
Total Budget	**33,760.07**	**30,916.78**	**127,240.20**	**9,658.87**	**127,240.20**

Budget Worksheet

Water & Sewer

Expense

Division: 80000 - DEBT SERVICES

Account Number	Account Description	FY 2021 ACTUAL	FY 2022 ACTUAL	FY 2023 BUDGET	FY 2023 YTD ACTUAL	FY 2024 PROPOSED EXPENDITURES
505-80000-581300	PRINCIPAL-OTHER DEBT	-	-	99,253.20	-	102,272.06
505-80000-582300	INTEREST-OTHER DEBT	33,760.07	30,916.78	27,987.00	9,658.87	24,968.14
Division: 80000 - DEBT SERVICES Total:		**33,760.07**	**30,916.78**	**127,240.20**	**9,658.87**	**127,240.20**

Budget Worksheet

Division: 42500 - STORMWATER

	FY 2021 ACTUAL	FY 2022 ACTUAL	FY 2023 BUDGET	FY 2023 YTD ACTUAL	FY 2024 PROPOSED EXPENDITURES
51 Personal Services and Employee Benefits	457,015.88	182,657.66	442,517.79	93,898.07	442,517.79
52 Purchased/Contracted Services	46,836.62	63,534.22	59,000.00	16,050.16	129,500.00
53 Supplies	20,792.22	33,266.78	41,500.00	3,203.70	45,982.00
54 Capital Outlays	25,589.33	3,581.30	370,500.00	160,645.00	465,500.00
56 Depreciation and Amortization	78,494.49	110,952.60	65,000.00	-	65,000.00
57 Other Costs	-	-	-	-	-
61 Other Financing Uses	-	60,000.00	60,000.00	-	60,000.00
Total Budget	**628,728.54**	**453,992.56**	**1,038,517.79**	**273,796.93**	**1,208,499.79**

Budget Worksheet

Expense

Division: 42500 - STORMWATER

Account Number	Account Description	FY 2021 ACTUAL	FY 2022 ACTUAL	FY 2023 BUDGET	FY 2023 YTD ACTUAL	FY 2024 PROPOSED EXPENDITURES
510-42500-511100	REGULAR EMPL. SALARIES	234,927.64	175,845.61	239,517.79	47,165.86	239,517.79
510-42500-511300	OVERTIME	1,106.43	489.41	4,000.00	-	4,000.00
510-42500-512100	GRP INSRNC MEDICAL/DENTAL	67,471.43	66,276.93	83,000.00	23,758.90	83,000.00
510-42500-512110	GROUP INSURANCE LIFE	853.44	660.24	2,000.00	238.95	2,000.00
510-42500-512111	GROUP INSURANCE VISION	398.57	365.72	1,000.00	162.90	1,000.00
510-42500-512200	MEDICARE 1.45%	3,411.53	2,562.68	6,000.00	666.92	6,000.00
510-42500-512400	PENSION	135,581.65	(76,836.57)	65,000.00	16,320.76	65,000.00
510-42500-512600	UNEMPLOYMENT INSURANCE	-	-	5,000.00	-	5,000.00
510-42500-512700	WORKER'S COMPENSATION	13,265.19	13,293.64	27,000.00	5,583.78	27,000.00
510-42500-512850	HRA REIMBURSEMENT	-	-	10,000.00	-	10,000.00
510-42500-521201	PROFESSIONAL FEES	-	18,670.00	2,500.00	2,817.50	6,000.00
510-42500-521222	IT Services for Stormwater	-	-	500.00	-	5,500.00
510-42500-521230	ENGINEERING FEES	19,900.50	8,832.00	-	8,135.00	25,000.00
510-42500-522210	MAINTENANCE AGREEMENTS	114.32	57.16	-	-	7,000.00
510-42500-522220	STREET SWEEPING	-	-	-	-	-
510-42500-522230	EQUIPMENT REPAIRS	934.92	12,698.61	-	-	5,500.00
510-42500-522240	STREET REPAIRS/MAINTENANC	-	5,825.00	-	-	5,500.00
510-42500-522250	AUTO & TRUCK REPAIR	11,203.97	5,154.96	-	3,095.14	7,500.00
510-42500-523110	LIABILITY INSURANCE	2,395.11	612.74	-	-	2,500.00
510-42500-523231	CELL PHONES	-	-	-	-	-
510-42500-523304	PERMITS/ANNUAL REPORT	-	-	20,000.00	-	20,000.00
510-42500-523310	PUBLIC NOTICES	14.00	-	3,500.00	-	3,500.00
510-42500-523400	PRINTING & BINDING	-	-	5,000.00	-	5,000.00
510-42500-523500	TRAVEL	-	-	4,500.00	-	4,500.00
510-42500-523600	DUES & FEES	118.80	118.80	1,000.00	118.80	1,000.00
510-42500-523700	EDUCATION & TRAINING	294.00	1,249.00	6,500.00	-	7,000.00
510-42500-523852	NOI IMPLEMENTATION	-	-	3,500.00	-	4,000.00
510-42500-523901	BANK CHARGES	-	-	500.00	-	500.00
510-42500-523902	CREDIT CARD EXPENSES	5,406.22	4,287.07	3,500.00	525.52	4,000.00
510-42500-523930	DRUG TESTING, VACCINES	-	-	500.00	-	500.00
510-42500-523990	LANDFILL FEES	6,454.78	6,028.88	7,500.00	1,358.20	15,000.00
510-42500-531110	COMPUTER EXPENSE	-	2,107.18	5,500.00	-	5,500.00
510-42500-531130	OFFICE SUPPLIES	812.09	292.48	1,000.00	-	1,000.00
510-42500-531140	SUPPLIES & MATERIALS	2,278.91	9,759.90	8,500.00	162.08	10,000.00
510-42500-531142	HAND TOOLS & SMALL EQUIP.	323.20	610.81	500.00	-	2,982.00
510-42500-531270	ENERGY-GASOLINE/DIESEL	12,219.03	13,435.34	15,000.00	2,479.45	15,000.00
510-42500-531700	MISCELLANEOUS EXPENSE	140.24	2,087.53	2,500.00	8.74	3,000.00
510-42500-531740	TIRE EXPENSE	2,687.36	2,506.93	3,500.00	-	3,500.00
510-42500-531750	UNIFORMS	2,331.39	2,466.61	5,000.00	553.43	5,000.00
510-42500-541476	EASEMENTS	-	-	10,000.00	-	-
510-42500-542200	VEHICLES	-	-	-	-	-
510-42500-542400	COMPUTER SOFTWARE	3,539.33	3,581.30	5,000.00	-	5,000.00
510-42500-542500	EQUIPMENT	-	-	50,000.00	-	55,000.00
510-42500-542515	STORMWATER REPAIR	22,050.00	-	300,000.00	160,645.00	400,000.00
510-42500-542518	WATERSHED ASSES. PHASE II	-	-	5,500.00	-	5,500.00
510-42500-561000	DEPRECIATION	78,494.49	110,952.60	65,000.00	-	65,000.00
Division: 42500 - STORMWATER Total:		**628,728.54**	**393,992.56**	**978,517.79**	**273,796.93**	**1,148,499.79**

Division: 90000 - OTHER FINANCING USES

510-90000-611402	TRANSFER TO SEWER	-	60,000.00	60,000.00	-	60,000.00
Division: 90000 - OTHER FINANCING USES Total:		**-**	**60,000.00**	**60,000.00**	**-**	**60,000.00**

STORMWATER Total: **1,208,499.79**

Budget Worksheet

Division: 45200 - SANITATION SOLID WASTE COLLECTION

	FY 2021 ACTUAL	FY 2022 ACTUAL	FY 2023 BUDGET	FY 2023 YTD ACTUAL	FY 2024 PROPOSED EXPENDITURES
51 Personal Services and Employee Benefits	75,358.79	71,830.52	109,692.23	34,571.36	109,692.23
52 Purchased/Contracted Services	1,559,245.83	1,764,410.77	1,768,500.00	440,724.08	2,695,500.00
53 Supplies	1,643.05	9,607.31	19,000.00	431.68	23,000.00
54 Capital Outlays	3,539.33	3,581.30	5,000.00	-	5,000.00
56 Depreciation and Amortization	18,448.32	14,972.75	20,000.00	-	25,000.00
Total Budget	**1,658,235.32**	**1,864,402.65**	**1,922,192.23**	**475,727.12**	**2,858,192.23**

Budget Worksheet

Expense

Division: 45200 - SANITATION SOLID WASTE COLLECTION

Account Number	Account Description	FY 2021 ACTUAL	FY 2022 ACTUAL	FY 2023 BUDGET	FY 2023 YTD ACTUAL	FY 2024 PROPOSED EXPENDITURES
540-42500-523902	MERCHANT FEES CREDIT CARD	6,663.23	5,932.24	-	701.13	-
540-45200-511100	REGULAR EMPL. SALARIES	40,087.57	42,629.91	42,092.23	14,099.83	42,092.23
540-45200-511300	OVERTIME	-	-	5,000.00	-	5,000.00
540-45200-512100	GRP INSRNC MEDICAL/DENTAL	34,827.45	42,874.18	45,000.00	17,015.45	45,000.00
540-45200-512110	GROUP INSURANCE LIFE	161.88	162.00	1,000.00	56.80	1,000.00
540-45200-512111	GROUP INSURANCE VISION	183.74	192.48	1,000.00	83.95	1,000.00
540-45200-512200	MEDICARE 1.45%	566.26	575.59	800.00	193.00	800.00
540-45200-512401	RETIREMENT CONTRIBUTIONS	(1,557.61)	(15,682.88)	10,800.00	2,711.76	10,800.00
540-45200-512700	WORKER'S COMPENSATION	1,089.50	1,079.24	2,000.00	410.57	2,000.00
540-45200-512850	HRA REIMBURSEMENT	-	-	2,000.00	-	2,000.00
540-45200-521222	IT TOTAL TECH	-	-	3,000.00	-	3,000.00
540-45200-521230	ENGINEERING FEES	2,620.50	2,514.00	5,000.00	575.00	5,000.00
540-45200-522210	MAINTENANCE AGREEMENTS	-	-	1,000.00	-	1,000.00
540-45200-522230	EQUIPMENT REPAIRS	-	13,921.89	25,000.00	-	15,000.00
540-45200-522246	KUBOTA SANI VEHICLES	-	-	2,000.00	-	2,000.00
540-45200-522250	AUTO & TRUCK REPAIR	582.97	476.37	5,000.00	-	5,000.00
540-45200-522252	DAMAGE TO CITIZEN ITEMS	-	-	1,000.00	-	1,000.00
540-45200-523310	PUBLIC NOTICES	-	80.00	1,000.00	-	1,000.00
540-45200-523400	PRINTING & BINDING	-	-	1,000.00	-	1,000.00
540-45200-523700	EDUCATION & TRAINING	-	1,150.00	3,000.00	-	3,000.00
540-45200-523902	MERCHANT FEES CREDIT CARD	-	-	1,000.00	-	1,000.00
540-45200-523906	H. C. COLL. FEE	-	-	5,000.00	-	5,000.00
540-45200-523930	DRUG TESTING, VACCINES	-	-	500.00	-	500.00
540-45200-523940	POSTAGE	-	-	13,000.00	-	15,000.00
540-45200-523990	LANDFILL FEES	502,668.48	643,770.99	500,000.00	166,951.09	935,000.00
540-45200-523991	Sanitation Collections Outsourcing	1,021,225.33	1,071,094.81	1,200,000.00	271,851.92	1,700,000.00
540-45200-524000	SWMP COST JT. HC AND CITY	25,485.32	25,470.47	2,000.00	644.94	2,000.00
540-45200-531110	COMPUTER EXPENSE	-	6,070.32	6,500.00	-	6,500.00
540-45200-531130	OFFICE SUPPLIES	267.16	-	500.00	-	500.00
540-45200-531140	SUPPLIES & MATERIALS	-	-	2,000.00	-	2,000.00
540-45200-531240	ENERGY-BOTTLED GAS	-	-	-	-	4,000.00
540-45200-531270	ENERGY-GASOLINE/DIESEL	1,375.89	1,272.76	4,000.00	371.07	4,000.00
540-45200-531704	OTHER SUPPLIES	-	-	1,000.00	60.61	1,000.00
540-45200-531740	TIRE EXPENSE	-	1,196.32	3,000.00	-	3,000.00
540-45200-531750	UNIFORMS	-	1,067.91	2,000.00	-	2,000.00
540-45200-542400	COMPUTER SOFTWARE	3,539.33	3,581.30	5,000.00	-	5,000.00
540-45200-561000	DEPRECIATION	18,448.32	14,972.75	20,000.00	-	25,000.00
Division: 45200 - SANITATION SOLID WASTE COLLECTION Total:		**1,658,235.32**	**1,864,402.65**	**1,922,192.23**	**475,727.12**	**2,858,192.23**

Budget Worksheet

Stockbridge
Where Community Connects

Expense
Division: 15650 - GOVERNMENT BUILDINGS/PROPERTY

Account Number	Account Description	FY 2021 ACTUAL	FY 2022 ACTUAL	FY 2023 BUDGET	FY 2023 YTD ACTUAL	FY 2024 PROPOSED EXPENDITURES
555-15650-511100	REGULAR EMPL. SALARIES	207,699.03	279,065.22	293,007.18	95,044.71	293,007.18
555-15650-511300	OVERTIME	818.00	5,971.06	2,000.00	681.13	2,000.00
555-15650-512100	GRP INSRNC MEDICAL/DENTAL	135,317.20	148,384.37	168,000.00	62,812.05	168,000.00
555-15650-512110	GROUP INSURANCE LIFE	(10,023.72)	965.04	3,500.00	471.45	3,500.00
555-15650-512111	GROUP INSURANCE VISION	652.12	663.16	1,000.00	258.65	1,000.00
555-15650-512200	MEDICARE 1.45%	3,016.85	3,804.72	4,500.00	1,335.27	4,500.00
555-15650-512401	RETIREMENT CONTRIBUTIONS	(51,833.95)	(33,273.71)	50,000.00	12,554.46	50,000.00
555-15650-512600	UNEMPLOYMENT INSURANCE	-	-	8,000.00	-	8,000.00
555-15650-512700	WORKER'S COMPENSATION	3,908.84	5,901.41	8,000.00	1,654.95	8,000.00
555-15650-512850	HRA REIMBURSEMENT	1,579.74	-	6,000.00	-	6,000.00
555-15650-521201	PROFESSIONAL FEES	-	1,550.00	-	940.00	1,550.00
555-15650-521222	IT Services for MMCC	-	-	-	-	-
555-15650-521340	WEB-SITE	645.00	545.00	1,000.00	-	-
555-15650-522200	REPAIRS & MAINTENANCE	52.24	78.75	1,000.00	2,693.13	3,500.00
555-15650-522210	MAINTENANCE AGREEMENTS	457.30	228.65	500.00	-	500.00
555-15650-522213	CLEANING	-	502.42	-	-	-
555-15650-522230	EQUIPMENT REPAIRS	1,279.17	-	3,000.00	-	-
555-15650-522251	AUTO EXPENSE	3,791.48	-	3,000.00	-	-
555-15650-522320	RENTAL OF EQUIP & VEHICLE	7,068.00	1,866.51	3,000.00	1,668.40	3,000.00
555-15650-522341	COPIER RENTAL	2,700.57	3,244.21	2,000.00	736.24	3,500.00
555-15650-523245	CBEYOND COMMUNICATIONS	10,809.57	10,792.56	7,000.00	3,578.85	11,000.00
555-15650-523300	ADVERTISING	-	-	-	-	4,000.00
555-15650-523400	PRINTING & BINDING	(307.42)	199.04	1,500.00	223.86	3,500.00
555-15650-523500	TRAVEL	-	-	3,000.00	-	3,000.00
555-15650-523600	DUES & FEES	1,230.35	1,211.00	1,200.00	421.00	1,200.00
555-15650-523700	EDUCATION & TRAINING	-	-	3,500.00	150.00	3,500.00
555-15650-523850	PERSONNEL SERVICES	995.00	3,687.50	5,000.00	1,928.40	10,000.00
555-15650-523851	CLIENT EVENT ATTENDANT	-	1,834.25	2,000.00	3,058.39	3,000.00
555-15650-523902	MERCHANT FEES CREDIT CARD	270.00	70.00	2,550.00	105.00	2,550.00
555-15650-523933	LINEN	362.00	1,927.94	5,000.00	509.50	7,000.00
555-15650-523940	POSTAGE	-	-	500.00	35.34	500.00
555-15650-531130	OFFICE SUPPLIES	699.80	2,843.03	2,500.00	692.09	3,000.00
555-15650-531140	SUPPLIES & MATERIALS	452.73	1,831.97	1,000.00	202.91	2,000.00
555-15650-531142	HAND TOOLS & SMALL EQUIP.	163.13	89.69	4,000.00	-	5,000.00
555-15650-531213	NATURAL GAS	4,876.94	5,282.81	2,500.00	1,434.05	5,300.00
555-15650-531232	GEORGIA POWER	19,889.86	23,009.04	25,000.00	4,999.03	25,000.00
555-15650-531271	FUEL	2,359.50	3,918.70	600.00	1,216.89	4,000.00
555-15650-531400	BOOKS & PERIODICALS	-	-	-	-	-
555-15650-531708	FOOD AND BEVERAGE	84.98	73.90	500.00	-	500.00
555-15650-531710	CHRISTMAS DECORATIONS	3,832.00	4,350.00	10,000.00	-	5,000.00
555-15650-531720	SIGNS	-	-	1,500.00	-	1,500.00
555-15650-531740	TIRE EXPENSE	-	-	-	-	-
555-15650-531750	UNIFORMS	814.29	1,246.87	1,000.00	549.91	1,300.00
555-15650-541200	SITE IMPROVEMENTS	-	45,079.10	50,000.00	-	-
555-15650-542200	VEHICLES	-	-	-	35,765.04	-
555-15650-542300	FURNITURE & FIXTURES	-	9,171.76	5,000.00	82.97	5,000.00
555-15650-542400	COMPUTER SOFTWARE	1,875.00	9,667.68	1,000.00	-	10,000.00
555-15650-542500	EQUIPMENT	2,240.00	63.98	2,250.00	-	2,250.00
555-15650-561000	DEPRECIATION	-	63,340.63	40,000.00	-	64,000.00
555-15650-575000	LOSS ON DISPOSAL OF ASSETS	2,315,364.00	-	-	-	-
Division: 15650 - GOVERNMENT BUILDINGS/PROPERTY Tota		**2,673,139.60**	**609,188.26**	**735,607.18**	**235,803.67**	**739,157.18**

Budget Worksheet

Division: 61800 - AMPHITHEATER

	FY 2021 ACTUAL	FY 2022 ACTUAL	FY 2023 BUDGET	FY 2023 YTD ACTUAL	FY 2024 PROPOSED EXPENDITURES
52 Purchased/ Contract Services	-	198,795.95	1,575,000.00	64,403.02	1,682,500.00
53 Supplies	-	61,130.78	35,000.00	21,551.73	152,500.00
54 Capital Outlay	-	2,842.07	165,000.00	812.70	165,000.00
Total Budget	**-**	**262,768.80**	**1,775,000.00**	**86,767.45**	**2,000,000.00**

Budget Worksheet

Expense

Division: 61800 - AMPHITHEATER

Account Number	Account Description	FY 2021 ACTUAL	FY 2022 ACTUAL	FY 2023 BUDGET	FY 2023 YTD ACTUAL	FY 2024 PROPOSED EXPENDITURES
565-61800-521100	CONSULTANT FEES	-	5,000.00	180,000.00	15,000.00	180,000.00
565-61800-521201	PROFESSIONAL FEES	-	2,435.00	20,000.00	540.00	30,000.00
565-61800-521204	ENTERTAINMENT/TALENT FEE	-	-	900,000.00	-	900,000.00
565-61800-521205	PRODUCTION SERVICES	-	-	250,000.00	3,727.17	250,000.00
565-61800-521206	SECURITY	-	-	42,500.00	-	-
565-61800-521207	USHER/BOX OFFICE	-	-	22,500.00	-	22,500.00
565-61800-521300	TECHNICAL SERVICES	-	10,575.00	10,000.00	850.00	30,000.00
565-61800-522210	MAINTENANCE AGREEMENTS	-	5,617.46	5,000.00	150.00	25,000.00
565-61800-522219	LANDSCAPING	-	70,155.00	75,000.00	24,740.00	75,000.00
565-61800-522220	MAINTENANCE & CLEANING	-	8,656.99	10,000.00	4,199.68	20,000.00
565-61800-522230	EQUIPMENT REPAIRS	-	1,937.00	10,000.00	823.00	10,000.00
565-61800-522320	RENTAL OF EQUIP & VEHICLE	-	53,963.94	30,000.00	-	40,000.00
565-61800-523240	AT&T CLUB SERVICE	-	-	10,000.00	3,552.52	10,000.00
565-61800-523300	ADVERTISING	-	6,740.08	10,000.00	10,820.65	40,000.00
565-61800-523850	PERSONNEL SERVICES	-	33,715.48	-	-	50,000.00
565-61800-531140	SUPPLIES & MATERIALS	-	6,421.13	10,000.00	4,285.25	40,000.00
565-61800-531143	SECURITY UPGRADES	-	261.33	-	-	51,500.00
565-61800-531211	NATURAL GAS	-	1,345.10	-	27.38	1,000.00
565-61800-531222	GA POWER ELECTRICITY	-	53,103.22	15,000.00	17,239.10	50,000.00
565-61800-531233	STREET LIGHTS, OUTSIDE	-	-	10,000.00	-	10,000.00
565-61800-541300	BUILDING IMPROVEMENTS	-	2,385.85	50,000.00	-	50,000.00
565-61800-541416	CONSTRUCTION COSTS	-	-	50,000.00	-	50,000.00
565-61800-542300	FURNITURE & FIXTURES	-	456.22	5,000.00	-	5,000.00
565-61800-542500	EQUIPMENT	-	-	60,000.00	812.70	60,000.00
Division: 61800 - AMPHITHEATER Total:		**-**	**262,768.80**	**1,775,000.00**	**86,767.45**	**2,000,000.00**

CAPITAL IMPROVEMENT PLAN

CAPITAL IMPROVEMENT SUMMARY

Expenditures For Planning Years

Department	Requested Item/Project	Justification	FY2024	FY2025	FY2026	FY2027	FY2028	Total	Funding Source
Public Works	LMIG	Resurface City Streets	$ 2,297,119	$ 2,200,000	$ 2,200,000	$ 2,200,000	$ 2,200,000	$ 11,097,119	SPLOST, TSPLOST, GDOT
Public Works	Sidewalk Maintenance Program	Maintain City Sidewalks	$ 300,000	$ 300,000	$ 300,000	$ 300,000	$ 300,000	$ 1,500,000	SPLOST/TSPLOST
Public Works	Old Atlanta Road Sidewalk	Install Sidewalks	$ 1,500,000	$ -	$ -	$ -	$ -	$ 1,500,000	TSPLOST
Public Works	Davidson PKWY Sidewalk	Install Sidewalks	$ 1,500,000	$ -	$ -	$ -	$ -	$ 1,500,000	TSPLOST
Public Works	Tye Street Sidewalk	Install Sidewalks	$ 2,200,000	$ -	$ -	$ -	$ -	$ 2,200,000	TSPLOST
Public Works	Peach Drive Sidewalk	Install Sidewalks	$ 300,000	$ -	$ -	$ -	$ -	$ 300,000	TSPLOST
Public Works	Neighborhood Project	Stormwater and Street Widening Project	$ -	$ 2,500,000	$ -	$ -	$ -	$ 2,500,000	TSPLOST
Public Works	Davis Road Sidewalk Project	Sidewalk and Curb and Gutter	$ -	$ -	$ 2,500,000	$ -	$ -	$ 2,500,000	TSPLOST
Public Works	Reeves Creek Trail Extension	Trail System Enhancement	$ -	$ 2,800,000	$ -	$ -	$ -	$ 2,800,000	TSPLOST
Public Works	Brush Creek Trail	Trail System Enhancement	$ -	$ -	$ 2,400,000	$ -	$ -	$ 2,400,000	TSPLOST
Public Works	MLK, SR Heritage Trail Spur Trail	Trail System Enhancement	$ -	$ -	$ -	$ 425,000	$ -	$ 425,000	TSPLOST
Public Works	MLK, SR Heritage Trail Green Front Café	Trail System Enhancement	$ -	$ -	$ -	$ 355,000	$ -	$ 355,000	TSPLOST
Public Works	Continuation of MLK, SR Heritage Trail	Trail System Enhancement	$ -	$ -	$ -	$ 625,000	$ -	$ 625,000	TSPLOST
Public Works	Trail Head Location With Reeves Creek Trail & MLK, SR	Trail System Enhancement	$ -	$ -	$ -	$ 500,000	$ -	$ 500,000	TSPLOST
Public Works	Country Club Drive	Traffic and Safety Enhancements	$ -	$ -	$ 1,000,000	$ -	$ -	$ 1,000,000	TSPLOST
Public Works	Burke Street Sidewalks/Pedestrain Improvements	Trail System Enhancement	$ -	$ -	$ -	$ 500,000	$ -	$ 500,000	TSPLOST
Public Works	Love Street Sidewalks/Pedestrain Improvements	Trail System Enhancement	$ -	$ -	$ -	$ 500,000	$ -	$ 500,000	TSPLOST
Public Works	Walt Stephens Trail	Trail System Enhancement	$ -	$ -	$ -	$ -	$ 3,000,000	$ 3,000,000	TSPLOST
Public Works	Downtown Pedestrain Bridge	Walkability	$ -	$ -	$ 800,000	$ -	$ -	$ 800,000	TSPLOST
Public Works	Campground Road Sidewalk	Install Sidewalks	$ -	$ -	$ -	$ 500,000	$ -	$ 500,000	TSPLOST
Public Works	Hudson Bridge RD/Eagle Landing PKWY	Road Resurfacing	$ -	$ 489,982	$ -	$ -	$ -	$ 489,982	TSPLOST
Public Works	Rock Quarry Road Extension	Road Enhancement	$ -	$ -	$ -	$ 2,000,000	$ -	$ 2,000,000	TSPLOST
Public Works	Rock Quarry Road Widening	Road Enhancement	$ -	$ -	$ 4,000,000	$ -	$ -	$ 4,000,000	TSPLOST
Public Works	Paving Program	Road Enhancement	$ 25,000	$ -	$ -	$ -	$ -	$ 25,000	General Fund
Public Works	Sidewalk Program	Maintain City Sidewalks	$ 300,000	$ -	$ -	$ -	$ -	$ 300,000	General Fund
Public Works	Vehicles	Vehicle Replacement	$ 300,000	$ -	$ -	$ -	$ -	$ 300,000	General Fund
Public Works	Computer Software Maintenance	Work Order System	$ 5,500	$ -	$ -	$ -	$ -	$ 5,500	General Fund
Public Works	Equipment	Equipment Replacement	$ 200,000	$ -	$ -	$ -	$ -	$ 200,000	General Fund
Gov Bldg & Prop	Maintenance Shop Renovation	Employee Safety and Health	$ -	$ 4,000,000	$ -	$ -	$ -	$ 4,000,000	SPLOST
Gov Bldg & Prop	Vehicles	Vehicle Replacement	$ 55,000	$ -	$ -	$ -	$ -	$ 55,000	General Fund
Gov Bldg & Prop	Computer Software Maintenance	Work Order System	$ 5,000	$ -	$ -	$ -	$ -	$ 5,000	General Fund
Gov Bldg & Prop	Equipment	Equipment Replacement	$ 5,000	$ -	$ -	$ -	$ -	$ 5,000	General Fund
Parks	Transfer Station Decommissioning	Additional Parking for Memorial Park	$ -	$ 50,000	$ -	$ -	$ -	$ 50,000	SPLOST
Parks	Gardner Park Land Acquisition	Increase Park Size for Parking	$ -	$ -	$ 395,000	$ -	$ -	$ 395,000	SPLOST
Parks	Reeves Creek Trail Restrooms	Add Restrooms	$ 575,842	$ -	$ -	$ -	$ -	$ 575,842	SPLOST
Parks	Eagles Landing Park Land Acquisition	New Park	$ -	$ -	$ -	$ 540,000	$ -	$ 540,000	SPLOST
Parks	Clark Park Stream Restoration	Repair Brush Creek Bank	$ 50,000	$ 125,000	$ 614,386	$ -	$ -	$ 789,386	SPLOST
Parks	Walt Stephens Area Land Acquisition	New Park	$ -	$ -	$ -	$ -	$ 390,000	$ 390,000	SPLOST
Park	Memerial Park Improvements	Reconfiguring park layout	$ 200,000						SPLOST
Parks	N Henry BLVD Land Acquisition	New Park	$ -	$ -	$ -	$ -	$ 390,000	$ 390,000	SPLOST
Water	SR 138/142 Utility Relocation GDOT	Utilities in Conflict With GDOT Widening Project	$ -	$ -	$ 735,000	$ -	$ -	$ 735,000	SPLOST
Water	Water System Improvements	Redundancy	$ 550,000	$ -	$ -	$ -	$ -	$ 550,000	SPLOST
Water	Water Service Line Replacement	Replace Defective Service Lines	$ -	$ 655,000	$ -	$ -	$ -	$ 655,000	SPLOST
Water	Lead & Copper Service Line Inventory/Replacement	Comply With Safe Drinking Water Act	$ 635,000	$ -	$ -	$ -	$ -	$ 635,000	SPLOST/Grant
Sewer	Clay Pipe Replacement	Reduce inflow and infiltration	$ 4,344,000	$ 1,677,000	$ 4,774,000	$ 3,569,000	$ 3,182,000	$ 17,546,000	SPLOST/Grants
Sewer	Pineview Liftstation and Walter Way Force Main	Replace Equipment that has Exceeded its Serviceable Life	$ 1,375,000	$ -	$ -	$ -	$ -	$ 1,375,000	SPLOST/Grants
Sewer	Walter Way and Memorial Park Liftstation Rehabilitation	Replace Equipment that has Exceeded its Serviceable Life	$ 1,235,000	$ -	$ -	$ -	$ -	$ 1,235,000	SPLOST/Grants
Sewer	Northbridge Station Sanitary Sewer Rehabilitation	Replace Equipment that has Exceeded its Serviceable Life	$ -	$ -	$ -	$ 2,030,100	$ -	$ 2,030,100	SPLOST/Grants
Storm Water	Stormwater Maintenance Program	MS-4 Permit Requirement	$ 400,000	$ 400,000	$ 400,000	$ 400,000	$ 400,000	$ 2,000,000	SPLOST
Courts	Court Renovation	Renovation of the Municipal Court building's 1st floor to add workspace for add'l court staff, secure detention cell, modify judge's bench, modify existing work area for optimal efficiency	$ 94,736	$ -	$ -	$ -	$ -	$ 94,736	General Fund
Police	2023 Ford Interceptor	Vehicle Program	$ 125,000	$ -	$ 748,000	$ 3,740,000	$ 972,400	$ 5,585,400	General Fund
Police	Gate Repairs	Gate Repair	$ 50,000	$ 50,000	$ -	$ -	$ -	$ 100,000	General Fund
Police	Flock Cameras	Equipment	$ 50,000	$ 43,750	$ -	$ -	$ -	$ 93,750	General Fund
Police	PD Roof Replacement	Equipment	$ 70,000	$ -	$ -	$ -	$ -	$ 70,000	General Fund
Police	Technology Trailer	Equipment	$ 80,000	$ -	$ -	$ -	$ -	$ 80,000	General Fund
Police	City-Wide Surveillance Cameras	Equipment	$ 125,000	$ 125,000	$ 150,000	$ -	$ -	$ 400,000	General Fund
Police	Exterior Car Port/Storage Building for Police Headquarters	Exterior structure to hold and process vehicles in inclement weather and to store vehicles, equipment and other items that cannot be stored in the elements.	$ 60,000	$ 60,000	$ -	$ -	$ -	$ 120,000	General Fund
		Total Proposed Capital	$ 19,012,197	$ 15,475,732	$ 21,016,386	$ 18,184,100	$ 10,834,400	$ 84,322,815	
	Funding Source(s)								
		General Fund	$ 1,560,764	$ 278,750	$ 898,000	$ 3,740,000	$ 972,400	$ 7,449,914	
		Fund Balance	$ -	$ -	$ -	$ -	$ -	$ -	
		GDOT	$ -	$ -	$ -	$ -	$ -	$ -	
		TSPLOST	$ 5,500,000	$ 5,789,982	$ 10,700,000	$ 5,405,000	$ 3,000,000	$ 30,394,982	
		SPLOST	$ 1,175,842	$ 4,830,000	$ 1,744,386	$ 540,000	$ 780,000	$ 9,070,228	
		COMBINATION	$ 10,775,591	$ 4,577,000	$ 7,674,000	$ 8,499,100	$ 6,082,000	$ 37,607,691	
		Total Proposed	$ 19,012,197	$ 15,475,732	$ 21,016,386	$ 18,184,100	$ 10,834,400	$ 84,322,815	

Police							Five Year	
Requested Item/Project	**Justification**	**FY2024**	**FY2025**	**FY2026**	**FY2027**	**FY2028**	**Total**	**Funding Source**
2023 Ford Interceptor	Vehicle Program	$ 125,000	$ -	$ 748,000	$ 3,740,000	$ 972,400	$ 5,585,400	**General Fund**
Gate Repairs	Gate Repair	$ 50,000	$ 50,000				$ 100,000	**General Fund**
Flock Cameras	Equipment	$ 50,000	$ 43,750				$ 93,750	**General Fund**
PD Roof Replacement	Equipment	$ 70,000	$ -				$ 70,000	**General Fund**
Technology Trailer	Equipment	$ 80,000	$ -				$ 80,000	**General Fund**
City-Wide Surveillance Cameras	Equipment	$ 125,000	$ 125,000	$ 150,000			$ 400,000	**General Fund**
Exterior Car Port/Storage Building for Police Headquarters	Exterior structure to hold and process vehicles in inclement weather and to store vehicles, equipment and other items that cannot be stored in the elements.	$ 60,000	$ 60,000				$ 120,000	**General Fund**
	Total Proposed Expenditures	**$ 560,000**	**$ 278,750**	**$ 898,000**	**$ 3,740,000**	**$ 972,400**	**$ 6,449,150**	
Funding Source								
	General Fund	**$ 560,000**	**$ 278,750**	**$ 898,000**	**$ 3,740,000**	**$ 972,400**	**$ 6,449,150**	
	Total Proposed Funding Source	**$ 560,000**	**$ 278,750**	**$ 898,000**	**$ 3,740,000**	**$ 972,400**	**$ 6,449,150**	

Public Works							Five Year	
Requested Item/Project	**Justification**	**FY2024**	**FY2025**	**FY2026**	**FY2027**	**FY2028**	**Total**	**Funding Source**
LMIG	Resurface City Streets	$ 2,297,119	$ 2,200,000	$ 2,200,000	$ 2,200,000	$ 2,200,000	$ 11,097,119	**SPLOST, TSPLOST, GDOT**
Sidewalk Maintenance Program	Maintain City Sidewalks	$ 300,000	$ 300,000	$ 300,000	$ 300,000	$ 300,000	$ 1,500,000	**SPLOST/TSPLOST**
Old Atlanta Road Sidewalk	Install Sidewalks	$ 1,500,000	$ -	$ -	$ -	$ -	$ 1,500,000	**TSPLOST**
Davidson PKWY Sidewalk	Install Sidewalks	$ 1,500,000	$ -	$ -	$ -	$ -	$ 1,500,000	**TSPLOST**
Tye Street Sidewalk	Install Sidewalks	$ 2,200,000	$ -	$ -	$ -	$ -	$ 2,200,000	**TSPLOST**
Peach Drive Sidewalk	Install Sidewalks	$ 300,000	$ -	$ -	$ -	$ -	$ 300,000	**TSPLOST**
Neighborhood Project	Stormwater and Street Widening Project	$ -	$ 2,500,000	$ -	$ -	$ -	$ 2,500,000	**TSPLOST**
Davis Road Sidewalk Project	Sidewalk and Curb and Gutter	$ -	$ -	$ 2,500,000	$ -	$ -	$ 2,500,000	**TSPLOST**
Reeves Creek Trail Extension	Trail System Enhancement	$ -	$ 2,800,000	$ -	$ -	$ -	$ 2,800,000	**TSPLOST**
Brush Creek Trail	Trail System Enhancement	$ -	$ -	$ 2,400,000	$ -	$ -	$ 2,400,000	**TSPLOST**
MLK, SR Heritage Trail Spur Trail	Trail System Enhancement	$ -	$ -	$ -	$ 425,000	$ -	$ 425,000	**TSPLOST**
MLK, SR Heritage Trail Green Front Café	Trail System Enhancement	$ -	$ -	$ -	$ 355,000	$ -	$ 355,000	**TSPLOST**
Continuation of MLK, SR Heritage Trail	Trail System Enhancement	$ -	$ -	$ -	$ 625,000	$ -	$ 625,000	**TSPLOST**
Trail Head Location With Reeves Creek Trail & MLK, SR	Trail System Enhancement	$ -	$ -	$ -	$ 500,000	$ -	$ 500,000	**TSPLOST**
Country Club Drive	Traffic and Safety Enhancements	$ -	$ -	$ 1,000,000	$ -	$ -	$ 1,000,000	**TSPLOST**
Burke Street Sidewalks/Pedestrain Improvements	Trail System Enhancement	$ -	$ -	$ -	$ 500,000	$ -	$ 500,000	**TSPLOST**
Love Street Sidewalks/Pedestrain Improvements	Trail System Enhancement	$ -	$ -	$ -	$ 500,000	$ -	$ 500,000	**TSPLOST**
Walt Stephens Trail	Trail System Enhancement	$ -	$ -	$ -	$ -	$ 3,000,000	$ 3,000,000	**TSPLOST**
Downtown Pedestrain Bridge	Walkability	$ -	$ -	$ 800,000	$ -	$ -	$ 800,000	**TSPLOST**
Campground Road Sidewalk	Install Sidewalks	$ -	$ -	$ -	$ 500,000	$ -	$ 500,000	**TSPLOST**
Hudson Bridge RD/Eagle Landing PKWY	Road Resurfacing	$ -	$ 489,982	$ -	$ -	$ -	$ 489,982	**TSPLOST**
Rock Quarry Road Extension	Road Enhancement	$ -	$ -	$ -	$ 2,000,000	$ -	$ 2,000,000	**TSPLOST**
Rock Quarry Road Widening	Road Enhancement	$ -	$ -	$ 4,000,000	$ -	$ -	$ 4,000,000	**TSPLOST**
Paving Program	Road Enhancement	$ 25,000	$ -	$ -	$ -	$ -	$ 25,000	**General Fund**
Sidewalk Program	Maintain City Sidewalks	$ 300,000	$ -	$ -	$ -	$ -	$ 300,000	**General Fund**
Vehicles	Vehicle Replacement	$ 300,000	$ -	$ -	$ -	$ -	$ 300,000	**General Fund**
Computer Software Maintenance	Work Order System	$ 5,500	$ -	$ -	$ -	$ -	$ 5,500	**General Fund**
Equipment	Equipment Replacement	$ 200,000	$ -	$ -	$ -	$ -	$ 200,000	**General Fund**
	Total Proposed Expenditures	**$ 8,927,619**	**$ 8,289,982**	**$ 13,200,000**	**$ 7,905,000**	**$ 5,500,000**	**$ 43,822,601**	
Funding Source	**COMBINATION**	**$ 2,597,119**	**$ 2,500,000**	**$ 2,500,000**	**$ 2,500,000**	**$ 2,500,000**	**$ 12,597,119**	
	General Fund	**$ 830,500**	**$ -**	**$ -**	**$ -**	**$ -**	**$ 830,500**	
	TSPLOST	**$ 5,500,000**	**$ 5,789,982**	**$ 10,700,000**	**$ 5,405,000**	**$ 3,000,000**	**$ 30,394,982**	
SPLOST, TSPLOST, GDOT	**Total Proposed Funding Source**	**$ 8,927,619**	**$ 8,289,982**	**$ 13,200,000**	**$ 7,905,000**	**$ 5,500,000**	**$ 43,822,601**	

Government Bldg & Property							Five Year	
Requested Item/Project	**Justification**	**FY2024**	**FY2025**	**FY2026**	**FY2027**	**FY2028**	**Total**	**Funding Source**
Maintenance Shop Renovation	Employee Safety and Health		$ 4,000,000	$ -	$ -	$ -	$ 4,000,000	**SPLOST**
Vehicles	Vehicle Replacement	$ 55,000						**General Fund**
Computer Software Maintenance	Work Order System	$ 5,000						**General Fund**
Equipment	Equipment Replacement	$ 5,000						**General Fund**
	Total Proposed Expenditures	**$ 65,000**	**$ 4,000,000**	**$ -**	**$ -**	**$ -**	**$ 4,000,000**	
Funding Source	**General Fund**	**$ 65,000**	**$ -**	**$ -**	**$ -**	**$ -**	**$ 65,000**	
	SPLOST	**$ -**	**$ 4,000,000**	**$ -**	**$ -**	**$ -**	**$ 4,000,000**	
SPLOST	**Total Proposed Funding Source**	**$ 65,000**	**$ 4,000,000**	**$ -**	**$ -**	**$ -**	**$ 4,065,000**	

Parks							Five Year	
Requested Item/Project	**Justification**	**FY2024**	**FY2025**	**FY2026**	**FY2027**	**FY2028**	**Total**	**Funding Source**
Transfer Station Decommissioning	Additional Parking for Memorial Park	$ -	$ 50,000	$ -	$ -	$ -	$ 50,000	**SPLOST**
Gardner Park Land Acquisition	Increase Park Size for Parking	$ -	$ -	$ 395,000	$ -	$ -	$ 395,000	**SPLOST**
Reeves Creek Trail Restrooms	Add Restrooms	$ 575,842	$ -	$ -	$ -	$ -	$ 575,842	**SPLOST**
Eagles Landing Park Land Acquisition	New Park	$ -	$ -	$ -	$ 540,000	$ -	$ 540,000	**SPLOST**
Clark Park Stream Restoration	Repair Brush Creek Bank	$ 50,000	$ 125,000	$ 614,385	$ -	$ -	$ 789,385	**SPLOST**
Walt Stephens Area Land Acquisition	New Park	$ -	$ -	$ -	$ -	$ 390,000	$ 390,000	**SPLOST**
Memorial Park Improvement	Reconfirguring Park Layout	$ 200,000						**SPLOST**
N Henry BLVD Land Acquisition	New Park	$ -	$ -	$ -	$ -	$ 390,000	$ 390,000	**SPLOST**
	Total Proposed Expenditures	**$ 825,842**	**$ 175,000**	**$ 1,009,385**	**$ 540,000**	**$ 780,000**	**$ 3,130,227**	
Funding Source		**$ -**	**$ -**	**$ -**	**$ -**	**$ -**	**$ -**	
		$ -	**$ 175,000**	**$ 1,009,385**	**$ 540,000**	**$ 780,000**	**$ 2,504,385**	
SPLOST	**Total Proposed Funding Source**	**$ -**	**$ 175,000**	**$ 1,009,385**	**$ 540,000**	**$ 780,000**	**$ 2,504,385**	

Water							Five Year	
Requested Item/Project	**Justification**	**FY2024**	**FY2025**	**FY2026**	**FY2027**	**FY2028**	**Total**	**Funding Source**
SR 138/142 Utility Relocation GDOT	Utilities in Conflict With GDOT Widening Project	$ -	$ -	$ 735,000	$ -	$ -	$ 735,000	**SPLOST**
Water System Improvements	Redundancy	$ 550,000	$ -	$ -	$ -	$ -	$ 550,000	**SPLOST**
Water Service Line Replacement	Replace Defective Service Lines	$ -	$ 655,000	$ -	$ -	$ -	$ 655,000	**SPLOST**
Lead & Copper Service Line Inventory/Replacement	Comply With Safe Drinking Water Act	$ 635,000	$ -	$ -	$ -	$ -	$ 635,000	**SPLOST/Grant**
	Total Proposed Expenditures	**$ 1,185,000**	**$ 655,000**	**$ 735,000**	**$ -**	**$ -**	**$ 2,575,000**	
Funding Source		**$ -**	**$ -**	**$ -**	**$ -**	**$ -**	**$ -**	
		$ -	**$ 655,000**	**$ 735,000**	**$ -**	**$ -**	**$ 1,390,000**	
SPLOST/Grant	**Total Proposed Funding Source**	**$ -**	**$ 655,000**	**$ 735,000**	**$ -**	**$ -**	**$ 1,390,000**	

Sewer							Five Year	
Requested Item/Project	**Justification**	**FY2024**	**FY2025**	**FY2026**	**FY2027**	**FY2028**	**Total**	**Funding Source**
Clay Pipe Replacement	Reduce inflow and infiltration	$ 4,344,000	$ 1,677,000	$ 4,774,000	$ 3,569,000	$ 3,182,000	$ 17,546,000	**SPLOST/Grants/Budget**
Pineview Liftstation and Walter Way Force Main	Replace Equipment that has Exceeded its Serviceable Life	$ 1,375,000	$ -	$ -	$ -	$ -	$ 1,375,000	**SPLOST/Grants/Budget**
Walter Way and Memorial Park Liftstation Rehabilitation	Replace Equipment that has Exceeded its Serviceable Life	$ 1,235,000	$ -	$ -	$ -	$ -	$ 1,235,000	**SPLOST/Grants/Budget**
Northbridge Station Sanitary Sewer Rehabilitation	Replace Equipment that has Exceeded its Serviceable Life	$ -	$ -	$ -	$ 2,030,100	$ -	$ 2,030,100	**SPLOST/Grants/Budget**
	Total Proposed Expenditures	**$ 6,954,000**	**$ 1,677,000**	**$ 4,774,000**	**$ 5,599,100**	**$ 3,182,000**	**$ 22,186,100**	
Funding Source		**$ 4,344,000**	**$ -**	**$ -**	**$ -**	**$ -**	**$ 4,344,000**	
SPLOST/Grants/Budget		**$ -**	**$ 1,677,000**	**$ 4,774,000**	**$ 5,599,100**	**$ 3,182,000**	**$ 15,232,100**	
	Total Proposed Funding Source	**$ 4,344,000**	**$ 1,677,000**	**$ 4,774,000**	**$ 5,599,100**	**$ 3,182,000**	**$ 19,576,100**	

Storm Water							Five Year	
Requested Item/Project	**Justification**	**FY2024**	**FY2025**	**FY2026**	**FY2027**	**FY2028**	**Total**	**Funding Source**
Stormwater Maintenance Program	MS-4 Permit Requirement	$ 400,000	$ 400,000	$ 400,000	$ 400,000	$ 400,000	$ 2,000,000	**SPLOST/Budget**
	Total Proposed Expenditures	**$ 400,000**	**$ 400,000**	**$ 400,000**	**$ 400,000**	**$ 400,000**	**$ 2,000,000**	
Funding Source		**$ 400,000**	**$ -**	**$ -**	**$ -**	**$ -**	**$ 400,000**	
		$ -	**$ 400,000**	**$ 400,000**	**$ 400,000**	**$ 400,000**	**$ 1,600,000**	
SPLOST/Budget	**Total Proposed Funding Source**	**$ 400,000**	**$ 400,000**	**$ 400,000**	**$ 400,000**	**$ 400,000**	**$ 2,000,000**	

Courts							Five Year	
Requested Item/Project	**Justification**	**FY2024**	**FY2025**	**FY2026**	**FY2027**	**FY2028**	**Total**	**Funding Source**
Court Renovation	Renovation of the Municipal Court building's 1st floor to add workspace for add'l court staff, secure detention cell, modify judge's bench, modify existing work area for optimal efficiency	$ 94,736					$ 94,736	**General Fund**
	Total Proposed Expenditures	**$ 94,736**	**$ -**	**$ -**	**$ -**	**$ -**	**$ 94,736**	
Funding Source		**$ 94,736**	**$ -**	**$ -**	**$ -**	**$ -**	**$ 94,736**	
		$ -	**$ -**	**$ -**	**$ -**	**$ -**	**$ -**	
	Total Proposed Funding Source	**$ 94,736**	**$ -**	**$ -**	**$ -**	**$ -**	**$ 94,736**	

Stockbridge
Where Community Connects

APPENDIX

Proposed Plan
2024

DEPARTMENT	REPORTS TO	CLASS TITLE	Pay Grade	Min	Mid	Max
Executive	City Manager	Receptionist	101	$31,200.31	$39,780.39	$48,360.47
MMCC	Conference Center Manager	Public Works Technician	102	$32,760.32	$41,769.41	$50,778.50
Public Works	General Maintenance Supervisor	Public Works Technician	102	$32,760.32	$41,769.41	$50,778.50
Unassigned	Unassigned	Unassigned	103			
Police	Administrative Manager	Records Clerk	104	$36,118.25	$46,050.77	$55,983.29
Sanitation	Utility Billing Supervisor	Utility Billing Clerk	104	$36,118.25	$46,050.77	$55,983.29
Sewer	Utility Billing Supervisor	Utility Billing Clerk	104	$36,118.25	$46,050.77	$55,983.29
Sewer	Wastewater Superintendent	Wastewater Collections Operator I	104	$36,118.25	$46,050.77	$55,983.29
Sewer	Wastewater Superintendent	Wastewater Systems Operator I	105	$37,924.17	$48,353.31	$58,782.46
Sewer	Wastewater Superintendent	Wastewater Technician I	105	$37,924.17	$48,353.31	$58,782.46
Water	Water Systems Superintendent	Water Systems Technician I	105	$37,924.17	$48,353.31	$58,782.46
City Clerk	City Manager	Administrative Assistant	106	$39,820.37	$50,770.98	$61,721.58
Public Works	Public Works Administrative Assistant	Administrative Assistant	106	$39,820.37	$50,770.98	$61,721.58
Public Works	Facility Maintenance Supervisor	Facility Maintenance Technician	106	$39,820.37	$50,770.98	$61,721.58
Public Works	General Maintenance Supervisor	Mechanic	106	$39,820.37	$50,770.98	$61,721.58
Stormwater	Stormwater Supervisor	Stormwater Technician	106	$39,820.37	$50,770.98	$61,721.58
Administration	Senior Accountant	Accounts Payable Clerk	107	$41,811.39	$53,309.53	$64,807.66
Business Services	Business Services Supervisor	Occupational Tax Clerk	107	$41,811.39	$53,309.53	$64,807.66
Administration	Procurement Manager	Procurement Clerk	107	$41,811.39	$53,309.53	$64,807.66
Public Works	General Maintenance Supervisor	Public Works Crew Leader	107	$41,811.39	$53,309.53	$64,807.66
Sewer	Wastewater Superintendent	Wastewater Systems Operator II	107	$41,811.39	$53,309.53	$64,807.66
Water	Water Superintendent	Water Systems Technician II	107	$41,811.39	$53,309.53	$64,807.66
Information Technolory	Information Techology Director	IT Technician/Help Desk	107	$41,811.39	$53,309.53	$64,807.66
Code Enforcement	Community Development Director	Code Enforcement Officer	108	$43,901.96	$55,975.00	$68,048.04
Main Street	Main Street Manager	Main Street Coordinator	108	$43,901.96	$55,975.00	$68,048.04
Police	Police Sergeant	Public Saftey Officer	108	$43,901.96	$55,975.00	$68,048.04
Police	Administrative Manager	Records Coordinator	108	$43,901.96	$55,975.00	$68,048.04
Water	Water Superintendent	Water Systems Technician III	108	$43,901.96	$55,975.00	$68,048.04
Permitting	Community Development Director	Building Permit Coordinator	109	$46,536.08	$59,333.50	$72,130.92
Business Services	Community Development Director	Business Services Supervisor	109	$46,536.08	$59,333.50	$72,130.92
Police	Police Sergeant	Crime Scene Investigator	109	$46,536.08	$59,333.50	$72,130.92
MMCC	Conference Center Manager	Conference Center Coordinator	109	$46,536.08	$59,333.50	$72,130.92
Municipal Court	Court Clerk	Deputy Court Clerk	109	$46,536.08	$59,333.50	$72,130.92
Human Resources	Human Resources Manager	Human Resources Coordinator	109	$46,536.08	$59,333.50	$72,130.92

Proposed Plan
2024

Administration	Treasurer/CFO	Payroll Specialist	109	$46,536.08	$59,333.50	$72,130.92
Police	Police Sergeant	Police Officer	109	$46,536.08	$59,333.50	$72,130.92
Human Resources	Human Resources Manager	Risk Mangement Specialist	109	$46,536.08	$59,333.50	$72,130.92
Water	Treasurer/CFO	Utility Billing Clerk Supervisor	109	$46,536.08	$59,333.50	$72,130.92
Police	Police Sergeant	Detective	110	$49,328.24	$62,893.51	$76,458.78
MMCC	Conference Center Manager	Events Coordinator	110	$49,328.24	$62,893.51	$76,458.78
Executive	City Manager	Executive Assistant	110	$49,328.24	$62,893.51	$76,458.78
Police	Police Chief	Executive Assistant to Chief of Police	110	$49,328.24	$62,893.51	$76,458.78
Governing Body	Mayor & Council	Executive Assistant to Mayor & Council	110	$49,328.24	$62,893.51	$76,458.78
Planning	Senior Planner	GIS Technician	110	$49,328.24	$62,893.51	$76,458.78
Police	Police Sergeant	Senior Crime Scene Investigator	110	$49,328.24	$62,893.51	$76,458.78
Police	Police Sergeant	Senior Police Officer	110	$49,328.24	$62,893.51	$76,458.78
Administration	Senior Accountant	Accountant	111	$52,287.94	$66,667.12	$81,046.31
City Clerk	City Clerk	Deputy City Clerk	111	$52,287.94	$66,667.12	$81,046.31
Planning	Senior Planner	Planner 1	112	$55,425.22	$70,667.15	$85,909.08
Police	Police Sergeant	Police Corporal	112	$55,425.22	$70,667.15	$85,909.08
Finance	Procurement Manager	Procurement Specialist	112	$55,425.22	$70,667.15	$85,909.08
Executive	City Manager	Public Information Officer	112	$55,425.22	$70,667.15	$85,909.08
Stormwater	Public Works Director	Stormwater Supervisor	112	$55,425.22	$70,667.15	$85,909.08
Administration	Treasurer/CFO	Budget Analyst	113	$58,750.73	$74,907.18	$91,063.63
MMCC	City Manager	Conference Center Manager	113	$58,750.73	$74,907.18	$91,063.63
Municipal Court	City Manager	Court Clerk	113	$58,750.73	$74,907.18	$91,063.63
Main Street	Economic Development Director	Main Street Manager	113	$58,750.73	$74,907.18	$91,063.63
Community Development	Community Development Director	Permits & License Manager	113	$58,750.73	$74,907.18	$91,063.63
Administration	Treasurer/CFO	Senior Accountant	113	$58,750.73	$74,907.18	$91,063.63
Sewer	Wastewater Superintendent	Wastewater Collections Chief Operator	113	$58,750.73	$74,907.18	$91,063.63
Sewer	Wastewater Superintendent	Wastewater Systems Chief Operator	113	$58,750.73	$74,907.18	$91,063.63
Water	Water Superintendent	Water Systems Chief Operator	113	$58,750.73	$74,907.18	$91,063.63
Unassigned	Unassigned	Unassigned	114			
Information Technolory	Information Techology Director	Network Administrator	115	$66,012.32	$84,165.71	$102,319.09
Executive	City Manger	Management Analyst	115	$66,012.32	$84,165.71	$102,319.09
Code Enforcement	Community Development Director	Code Enforcement Supervisor	115	$66,012.32	$84,165.71	$102,319.09
Public Works	Public Works Director	Facilities Maintenance Supervisor	115	$66,012.32	$84,165.71	$102,319.09
Public Works	Public Works Director	General Maintenance Supervisor	115	$66,012.32	$84,165.71	$102,319.09

Proposed Plan
2024

Police	Police Lieutenant	Police Sergeant	115	$66,012.32	$84,165.71	$102,319.09
Planning	Community Development Director	Senior Planner	115	$66,012.32	$84,165.71	$102,319.09
Police	Police Captain	Administrative Manager	116	$69,973.06	$89,215.65	$108,458.24
Public Works	Public Works Director	Assistant Public Works Director	116	$69,973.06	$89,215.65	$108,458.24
Executive	City Manager	Grants Administrator	116	$69,973.06	$89,215.65	$108,458.24
Police	Police Captain	Police Lieutenant	116	$69,973.06	$89,215.65	$108,458.24
Sewer	Public Works Director	Wastewater Plant Superintendent	116	$69,973.06	$89,215.65	$108,458.24
Water	Public Works Director	Water Superintendent	116	$69,973.06	$89,215.65	$108,458.24
Executive	City Manager	Information technology Director	117	$74,171.44	$94,568.59	$114,965.73
Econ Development	City Manager	Economic Development Director	117	$74,171.44	$94,568.59	$114,965.73
Police	Police Major	Police Captain	117	$74,171.44	$94,568.59	$114,965.73
Finance	Treasurer/CFO	Procurement Manager	117	$74,171.44	$94,568.59	$114,965.73
Executive	City Manager	Project Manager	117	$74,171.44	$94,568.59	$114,965.73
Permitting	Community Development Director	Fire Marshal	118	$79,363.44	$101,188.39	$123,013.34
Police	Police Chief	Police Major	118	$79,363.44	$101,188.39	$123,013.34
City Clerk	Mayor & Council	City Clerk	119	$84,918.88	$108,271.58	$131,624.27
Human Resources	City Manger	Human Resources Manager	119	$84,918.88	$108,271.58	$131,624.27
Executive	City Manager	Community Development Director	120	$90,863.21	$115,850.59	$140,837.97
Public Works	City Manger	Public Works Director	120	$90,863.21	$115,850.59	$140,837.97
Executive	Mayor & Council	Treasurer/CFO	121	$97,223.63	$123,960.13	$150,696.63
Executive	City Manager	Assistant City Manager	122	$104,029.28	$132,637.34	$161,245.39
Executive	City Manager	Police Chief	123	$111,311.33	$141,921.95	$172,532.57
Executive	Mayor & Council	City Manager	125	$127,440.35	$162,486.44	$197,532.54

Revised CITY OF STOCKBRIDGE PLANNING AND ZONING 2023 FEE SCEHDULE

Community Development Department

Acreage	Single-Family Residential		Multi-Family Residential		Commercial - Industrial		Mixed Use/ PUD		Development of Regional Impact (DRI)	
Acreage Numbers	Single-Family Residential Base Fee	Plus Acreage Tariff (per acre)	Multi-Family Residential Base Fee	Plus Acreage Tariff (per acre)	Commercial - Industrial Base Fee	Plus Acreage Tariff (per acre)	Mixed Use/PUD Base Fee	Plus Acreage Tariff (per acre)	DRI Pre-Application: (no zoning action)	DRI Application (Zoning Action)
0-5	$ 250.00	$ 50.00	$ 500.00	$ 50.00	$ 750.00	$ 50.00	$ 1,000.00	$ 50.00	$ 100.00	add'l $400
5.001-10.00	$ 500.00	$ 50.00	$ 750.00	$ 50.00	$ 1,000.00	$ 50.00	$ 1,500.00	$ 50.00	$ 100.00	add'l $400
10.001-20.00	$ 750.00	$ 50.00	$ 1,250.00	$ 50.00	$ 1,500.00	$ 50.00	$ 2,000.00	$ 50.00	$ 100.00	add'l $400
20.001-50.00	$ 1,250.00	$ 25.00	$ 1,500.00	$ 25.00	$ 2,000.00	$ 25.00	$ 2,500.00	$ 25.00	$ 100.00	add'l $400
50.001-100.00	$ 1,750.00	$ 25.00	$ 2,250.00	$ 25.00	$ 3,500.00	$ 25.00	$ 4,000.00	$ 25.00	$ 100.00	add'l $400
100.001+	$ 3,000.00	$ 25.00	$ 2,500.00	$ 25.00	$ 3,500.00	$ 25.00	$ 4,500.00	$ 25.00	$ 100.00	add'l $400

City of Stockbridge Revised 2023 Planning, Zoning & GIS Fee Schedule

Type	Fee	
	Current	**Proposed**
Administrative Variance	$300	$300
Appeal To Admin Decision	$500	$500
Applicant Request To Propone Case	$300	$300
Annexation	$300	$400
Comprehensive Land Use Amendment	$300	$600
Concept Plan Review -PUD	$50	$100
Conditional Use	$500, plus $5/ac.	$600
Final Plat	N/A	$200
Lot Split/Combination/Replat /Address Plat Review	$150	$200
Minor Modification to PUD Master Dev. Plan	$300	$300
Major Modification to Site Plan/Zoning Conditions/Development Agreements	$300	$400
Planning Commission Address List	$25	$25
Preliminary Plat	N/A	$500
Sign Permit Zoning Review	$50	$100
Special Use Permit	$300	$300
Temporary Permit for Special Event	$50	$75
Unified Development Code Text Admendment	$300	$400
Variance	$500	$600
Wireless Communications Facilities (WCF) Co-location Zoning Review	$50	$100
WCF Conditional Use Application (New)	$7,000	$7,000
Zoning Review for New Business	N/A	$25
Zoning Verification Letter	$50	$150
Geographic Information Systems (GIS) - Maps & Plans	**Current**	**Proposed**
A-Size 8 1/2" x 11"	$5	$5
B-Size (11"x17")	$10	$10
C-Size (14"x22")	$15	$15
D-Size (24"x36")	$20	$20
E-Size (36"x44")	$25	$25
Comprehensive Plan Document	N/A	$100
Livable Centers Initiative Document	N/A	$50
Any other Community Development Plans	N/A	$50

PROPOSED 2023 PARK PAVILION GAZEBO RENTAL FEES

CLARK PARK	FULL DAY CITY RESIDENT APR - OCT	FULL DAY NON-CITY RESIDENT APR - OCT	FULL DAY CITY RESIDENT NOV - MAR	FULL DAY NON-CITY RESIDENT NOV - MAR
PAVILION 1	$ 250.00	$ 300.00	$ 200.00	$ 250.00
PAVILION 2	$ 250.00	$ 300.00	$ 200.00	$ 250.00
PAVILION 3	$ 250.00	$ 300.00	$ 200.00	$ 250.00

MEMORIAL PARK	FULL DAY CITY RESIDENT APR - OCT	FULL DAY NON-CITY RESIDENT APR - OCT	FULL DAY CITY RESIDENT NOV - MAR	FULL DAY NON-CITY RESIDENT NOV - MAR
PAVILION 1	$ 250.00	$ 300.00	$ 200.00	$ 250.00
PAVILION 2	$ 250.00	$ 300.00	$ 200.00	$ 250.00
GAZEBO	$ 150.00	$ 200.00	$ 125.00	$ 150.00

GARDNER PARK	FULL DAY CITY RESIDENT APR - OCT	FULL DAY NON-CITY RESIDENT APR - OCT	FULL DAY CITY RESIDENT NOV - MAR	FULL DAY NON-CITY RESIDENT NOV - MAR
PAVILION 1	$ 250.00	$ 300.00	$ 200.00	$ 250.00
PAVILION 2	$ 250.00	$ 300.00	$ 200.00	$ 250.00

The recommendation is to eliminate the half-day reservations of the pavillions and gazebo.

Stockbridge

Where Community Connects

CITY OF

Stockbridge

GEORGIA

STOCKBRIDGE/BURKE CEMETERY

Cemetery Fee Schedule

5.16.050 - Rules for interment.

B.) The city clerk and public works director shall be authorized to impose an administrative fee to cover the cost of processing all applications for burials in municipal cemeteries and monitoring compliance with the regulations contained herein.

Administration Fee: $200.00

CITY OF

Stockbridge

GEORGIA

STOCKBRIDGE/BURKE CEMETERY

Unauthorized Interment Penalty

1.04.080 - General penalty for code violations.

A. Whenever in this code or in any ordinance of the city any act is prohibited or is made or declared to be unlawful or an offense, or whenever in such code or ordinance the doing of any act is required or the failure to do any act is declared to be unlawful, where no specific penalty is provided therefor, such violation of any such provision of this code or any ordinance shall be punishable by a fine not exceeding one thousand ($1000) dollars, by sentence of imprisonment not exceeding three hundred sixty-five (365) days and to work on the streets or public works for a period not exceeding three hundred sixty-five (365) days, any or all such penalties in the discretion of the recorder.

B. The imposition of any such punishment shall not prevent the forcible removal or abatement of unlawful conditions and the imposition of a lien on the subject property for the cost thereof.

(Amended during 1991 codification; Code 1971, Sec. 1-8)

Penalty (Unauthorized Interment): $1000.00

Effective January 1, 2023

PUBLIC WORKS TECHNICIAN LEVEL SERIES

Public Works Technician I

This is the entry level class in the Public Works Technician series. This class is distinguished from the Public Works Technician II, III and IV by the performance of the more routine tasks and duties assigned to workers in this series. Employees at this level are not expected to perform with the same independence of direction and judgment on matters related to established procedures and guidelines as are positions allocated to the II, III and IV levels. Since this class is typically used as a training class, employees may have only limited or no directly related work experience. Employees work under immediate supervision while learning job tasks.

Public Works Technician II

This is the first working level in the Public Works Technician series and employees at this level are experienced and proficient in the operation of dump trucks, backhoes, tractors, mowers and other light, medium and heavy-duty vehicles, and equipment. Incumbents are expected to have a thorough knowledge of the streets in the City of Stockbridge and its service area.

Public Works Technician III

This classification is distinguished from the lower-level classes of the Public Works Technician I and II by the level of responsibility assumed and the complexity of duties assigned. Employees perform the more difficult and responsible types of duties assigned to classes within this series including the maintenance, repair and rehabilitation of City streets, sidewalks, stormwater infrastructure, landscaping, grounds, rights-of-way, cemeteries and related facilities and infrastructure. Incumbents are expected to operate a full range of light, medium and heavy-duty vehicles and equipment with only occasional instruction or assistance. Employees at this level are fully trained in the procedures related to area of responsibility.

Public Works Technician IV

This is the advanced journeyman level class in the Public Works Technician series. Employees at this level are distinguished from other classes within the series by the level of responsibility assumed and complexity of duties assigned. Employees perform the most difficult and responsible types of technical duties assigned to classes within this series including performing technically complex maintenance duties related to area of assignment, performing administrative duties, operating the full range of light, medium and heavy-duty vehicles and equipment, and performing the full range of duties with only occasional instruction or assistance and may supervise a crew in the absence of the Public Works Technician Crew Leader. Employees at this level are fully trained in all procedures related to assigned area of responsibility. The employee works under general supervision with leeway allowed for the use of independent judgment in carrying out the details of the work.

Stockbridge Youth Council 2024 Proposal

- Annual Budget
- Calendar

Presented by:
Dr. Alfreda Renee Gourdine
SYC Advisory Committee Chair

Stockbridge Youth Council
1st Quarter

- Area Beautification
- Georgia Municipal Assoc. – January 2023
- Kit Pack-Up Displaced Families Griffin – January 2023
- Operation Lunchbox – February 2023

- SYC Retreat – February 2023
- African American Heritage Program – February 2023
- Women Appreciation Month Program – March 2023

Stockbridge Youth Council
1st Quarter

Read Across Henry – April 2023
SPD Apperception/Partnership Dinner– April 2023
Mothers Day Appreciation Tea - May 2023
Music For Henry – May 2023
Senior Banquet – May 2023

Stockbridge Youth Council
2nd Quarter

Stockbridge Youth Council
3rd Quarter

- Fill the Bus/Tasty Tuesday – July 2023
- City of Stockbridge Back to School Kick Off – July 2023
- Service Project- August 2023
- Leadership Retreat - September 2023
- College Tours – September 2023

Stockbridge Youth Council
4th Quarter

- Fall Festival – October 2023
- Service Project – November 2023
- End of Year Banquet – December 2023

Stockbridge Youth Council 2024 Initiative

Annually the SYC identifies an initiative to bring awareness to throughout the duration of the calendar. The 2023 initiative is Teen Violence.

The SYC will brainstorm possible 2024 initiatives during their monthly meetings and Leadership Retreat.

Stockbridge Youth Council
2024
Proposed Calendar

Quarter One: January – March

- SYC Retreat – Training and Teambuilding
- Beautification
- City Events
- Georgia Cities

Read Across Henry (Community Service Project)

Quarter Two: April – June

- SYC/SPD Appreciation Luncheon/Dinner
- City Event
- Beautification
- Senior Banquet

Quarter Three: July – September

- SYC Leadership Training Retreat
- Tasty Tuesday "Fill the Bus"
- City of Stockbridge "Back to School Drive"
- Career Readiness Event/College Tour
- Beautification

Quarter Four: October – December

- Fall Festival
- Service Project
- City Event
- End of Year Banquet/Community Event
- Beautification

Stockbridge Youth Council 2024 Budget Proposal

Line Item	***Amount***
Meals	$1500.00
Lodging	$3000.00
Training	$4000.00
Advertising	$600.00
Transportation	$1360.00
Office Supplies	$360.00
Apparel	$1260.00
Beautification	$600.00
Events	$7840.00
MISC	$980.00
Total:	$21,500.00

QUESTIONS

From: Wall, Ed Edmund.Wall@psc.com
Subject: Fwd: Stockbridge Debt Overview
Date: Aug 9, 2023 at 7:43:00 PM
To: Wall Edmund ejwfarms@aol.com

From: "Moloney, Whit" <Whit.Moloney@psc.com>
Date: Friday, July 14, 2023 at 12:43:21 PM
To: "Frederick Gardiner" <fgardiner@cityofstockbridge-ga.gov>
Cc: "Wall, Ed" <Edmund.Wall@psc.com>
Subject: Stockbridge Debt Overview

Public Facilities Authority (SPLOST V Project Revenue Bonds) Series 2021A (Taxable)
$9,910,000 Initial Par; 1.32% Interest Rate
8/1/2025 Final Maturity
Average Annual Debt Service of approximately $2,560,000
Amphitheatre and Cultural Arts Center

Public Facilities Authority (SPLOST V Project Revenue Bonds) Series 2021B (Tax-Exempt)
$1,030,000 Initial Par; 1.04% Interest Rate
8/1/2025 Final Maturity
Average Annual Debt Service of approximately $264,000
Trails Project

Public Facilities Authority, Series 2021C (Taxable)
$14,865,000 Initial Par; 2.53% Interest Rate
2/1/2036 Final Maturity
Average Annual Debt Service of approximately $1,560,000 Years 2023-2028; approximately $993,000 Years 2029-2036
Cultural Arts Center and Police Equipment

All three series closed on March 23, 2021.

Piper Sandler & Co. Since 1895. Member SIPC and NYSE.

Piper Sandler outgoing and incoming e-mail is electronically archived and recorded and is subject to review, monitoring and/or disclosure to someone other than the recipient. If you are not the intended recipient, any disclosure, copying or distribution is prohibited; you should contact the sender immediately and then delete it from your system. This e-mail may be considered an advertisement or solicitation for purposes of regulation of commercial electronic mail messages. If you do not wish to receive commercial email communication from Piper Sandler please send or forward the email to NoEmail@psc.com asking to be added to the Piper Sandler "Do Not Email Registry." For additional disclosure information related to this e-mail see http://www.pipersandler.com/disclosures

SOURCES AND USES OF FUNDS

City of Stockbridge, Georgia
Public Facilities Authority (SPLOST V Project Revenue Bond), Series 2021A (Taxable)
Truist Bank Purchaser
Amphitheater and Cultural Arts Center
Final Schedules

Sources:	
Bond Proceeds:	
Par Amount	9,910,000.00
Other Sources of Funds:	
General Fund Contribution	5,000,000.00
SPLOST IV Construction Fund	6,300,000.00
	11,300,000.00
	21,210,000.00
Uses:	
Project Fund Deposits:	
Amphitheatre Project	18,154,319.18
Cultural Arts Center	2,849,438.40
	21,003,757.58
Delivery Date Expenses:	
Cost of Issuance	206,242.42
	21,210,000.00

BOND DEBT SERVICE

City of Stockbridge, Georgia
Public Facilities Authority (SPLOST V Project Revenue Bond), Series 2021A (Taxable)
Truist Bank Purchaser
Amphitheater and Cultural Arts Center
Final Schedules

Dated Date	03/23/2021
Delivery Date	03/23/2021

Period Ending	Principal	Coupon	Interest	Debt Service
12/31/2021			46,510.93	46,510.93
12/31/2022	2,430,000	1.320%	130,812.00	2,560,812.00
12/31/2023	2,465,000	1.320%	98,736.00	2,563,736.00
12/31/2024	2,490,000	1.320%	66,198.00	2,556,198.00
12/31/2025	2,525,000	1.320%	33,330.00	2,558,330.00
	9,910,000		375,586.93	10,285,586.93

SOURCES AND USES OF FUNDS

City of Stockbridge, Georgia
Public Facilities Authority (SPLOST Projects Revenue Bond), S2021B (Trails Project)
Truist Bank Purchaser
Final Schedules

Sources:	
Bond Proceeds:	
Par Amount	1,030,000.00
	1,030,000.00

Uses:	
Project Fund Deposits:	
Trails Project	1,008,623.66
Delivery Date Expenses:	
Cost of Issuance	21,376.34
	1,030,000.00

BOND DEBT SERVICE

City of Stockbridge, Georgia
Public Facilities Authority (SPLOST Projects Revenue Bond), S2021B (Trails Project)
Truist Bank Purchaser
Final Schedules

Dated Date	03/23/2021
Delivery Date	03/23/2021

Period Ending	Principal	Coupon	Interest	Debt Service
12/31/2021			3,808.71	3,808.71
12/31/2022	255,000	1.040%	10,712.00	265,712.00
12/31/2023	255,000	1.040%	8,060.00	263,060.00
12/31/2024	260,000	1.040%	5,408.00	265,408.00
12/31/2025	260,000	1.040%	2,704.00	262,704.00
	1,030,000		30,692.71	1,060,692.71

SOURCES AND USES OF FUNDS

City of Stockbridge, Georgia
Public Facilities Authority, Series 2021C (Taxable)
Truist Bank Purchaser
Cultural Arts Center and Police Equipment
Capitalized Interest through 2/1/2022
2/1/2026 Par Call
Final Schedules

Sources:	
Bond Proceeds:	
Par Amount	14,865,000.00
	14,865,000.00

Uses:	
Project Fund Deposits:	
Cultural Arts Center	11,218,312.07
Police Equipment	3,016,447.55
	14,234,759.62
Other Fund Deposits:	
Capitalized Interest through 2/1/2022	321,761.18
Delivery Date Expenses:	
Cost of Issuance	308,479.20
	14,865,000.00

BOND DEBT SERVICE

City of Stockbridge, Georgia
Public Facilities Authority, Series 2021C (Taxable)
Truist Bank Purchaser
Cultural Arts Center and Police Equipment
Capitalized Interest through 2/1/2022
2/1/2026 Par Call
Final Schedules

Dated Date	03/23/2021
Delivery Date	03/23/2021

Period Ending	Principal	Coupon	Interest	Debt Service
12/31/2021			133,718.93	133,718.93
12/31/2022			376,084.50	376,084.50
12/31/2023	1,195,000	2.530%	360,967.75	1,555,967.75
12/31/2024	1,230,000	2.530%	330,291.50	1,560,291.50
12/31/2025	1,265,000	2.530%	298,729.75	1,563,729.75
12/31/2026	1,295,000	2.530%	266,345.75	1,561,345.75
12/31/2027	1,325,000	2.530%	233,202.75	1,558,202.75
12/31/2028	1,360,000	2.530%	199,237.50	1,559,237.50
12/31/2029	820,000	2.530%	171,660.50	991,660.50
12/31/2030	845,000	2.530%	150,598.25	995,598.25
12/31/2031	865,000	2.530%	128,966.75	993,966.75
12/31/2032	885,000	2.530%	106,829.25	991,829.25
12/31/2033	910,000	2.530%	84,122.50	994,122.50
12/31/2034	935,000	2.530%	60,783.25	995,783.25
12/31/2035	955,000	2.530%	36,874.75	991,874.75
12/31/2036	980,000	2.530%	12,397.00	992,397.00
	14,865,000		2,950,810.68	17,815,810.68

2022 Stockbridge Tax Digest
(Before Annexation)

IP	5	6,903,862
IZ	3	197,833

FOREST LAND CONSERVATION USE

Code	Count	Acres	40% Value
J3	0	0	0
J4	0	0	0
J5	0	0	0
J9	0	0	0

PREFERENTIAL

Code	Count	Acres	40% Value
P3	0	0	0
P4	0	0	0
P5	0	0	0
P6	0		0
P7	0	0	0
P9	0	0	0

QUALIFIED TIMBERLAND

Code	Count	Acres	40% Value
Q4			
Q5			

RESIDENTIAL

Code	Count	Acres	40% Value
R1	7,881		700,565,028
R3	7,996	75.28	108,673,486
R4	75	465.12	2,669,689
R5	49	556.73	1,954,805
R6	0		0
R7	0	0	0
R9	0	0	0
RA	7		149,359
RB	7		27,880
RF	0		0
RI	0		0
RZ	0		0

RESIDENTIAL TRANSITIONAL

E7	0	0
E8	0	0
E9	0	0
TOTAL	112	31,548,640

SUMMARY

Code	Count	Acres	40% Value
Agricultural	3	101.36	170,720
Brownfield Property	0	0	0
Commercial	3,134	2,047.88	448,518,196
Historical	0	0	0
Industrial	100	1,081.63	31,597,079
Forest Land Cons Use	0	0	0
Preferential	0	0	0
Qualified Timberland			
Residential	16,015	1,097.14	814,040,247
Residential Transitional	0	0	0
Utility	14	0	14,155,563
Conservation Use	4	192.5	300,960
Environmentally Sensitive	0	0	0
Motor Vehicle	2,401		2,928,210
Mobile Home	285		1,862,463
Timber 100%	0	0	0
Heavy Equipment	7		18,410
Gross Digest	21,963	4,520.51	1,313,591,848
Exemptions Bond			0
Net Bond Digest			1,313,591,848
Gross Digest	21,963	4,520.51	1,313,591,848
Exemptions-M&O			27,440,912
Net M&O Digest			1,286,150,936

TAX LEVIED

TYPE	ASSESSED VALUE	MILLAGE	TAX

1

From: Wall, Ed Edmund.Wall@psc.com
Subject: Fwd: Stockbridge Homestead Exemptions
Date: Aug 9, 2023 at 7:36:06 PM
To: Wall Edmund ejwfarms@aol.com

From: "John K. Selfe" <jselfe@co.henry.ga.us>
Date: Wednesday, August 9, 2023 at 3:55:37 PM
To: "Wall, Ed" <Edmund.Wall@psc.com>, "Gardiner Frederick" <fgardiner@cityofstockbridge-ga.gov>, "Michael Harris" <mharris@co.henry.ga.us>
Subject: RE: [EXTERNAL] Stockbridge Homestead Exemptions

Approximately 5500… thank you

5,500 x 15,000 =
82,500,000
x 3.77 mills
$311,025

JS

From: Wall, Ed <Edmund.Wall@psc.com>
Sent: Wednesday, August 9, 2023 3:36 PM
To: John K. Selfe <jselfe@co.henry.ga.us>; Gardiner Frederick <fgardiner@cityofstockbridge-ga.gov>; Michael Harris <mharris@co.henry.ga.us>
Subject: [EXTERNAL] Stockbridge Homestead Exemptions

CAUTION: This email originated from OUTSIDE of Henry County Government. Do not click links or open attachments unless you recognize the sender and know the content is safe. When in doubt, use the Phish Alert Button or create a helpdesk ticket.

Good afternoon. I have a Budget Retreat with Mayor and Council tmrw in Macon.

Do ya'll have the ability to do a report for the County homestead exemptions by number of parcels for the city limits of Stockbridge that include the annexed area? Like we did for Hampton?

I have to make a projection when they pick from a cafeteria of options how much each exemption will cost?

But I don't know the number of parcels that qualify.

Thank you. I am sorry asking at the last minute. If you don't have the info, I can wing it.

2

Automatic

Homestead Exemption Chart

HENRY COUNTY HOMESTEAD EXEMPTION CHART - 2022

CODE	AGE	EXEMPT AMOUNTS	TAXING AUTHORITY
L1		4,000	State
		15,000	County
		0	School Bond
		4,000	School M & O
		0	Water
L2	62	4,000	State
		15,000	County
		20,000	School Bond
		20,000	School M & O
		0	Water
L3	65	Full	State
		15,000	County
		80,000	School Bond
		80,000	School M & O
		15,000	Water
L6	68	Full	State
		15,000	County
		120,000	School Bond
		120,000	School M & O
		15,000	Water
L9	70	Full	State
		15,000	County
		Full	School Bond
		Full	School M & O
		15,000	Water
L12	Totally Disabled Under Age 65	4,000	State
		15,000	County
		50,000	School Bond
		50,000	School M & O
		0	Water

CODE	AGE	EXEMPT AMOUNTS	TAXING AUTHORITY
L16	*Veterans Disabled Under Age 65	101,754	State
		101,754	County
		101,754	School Bond
		101,754	School M & O
		101,754	Water
		101,754	City
L17	*Veterans Disabled Age 65	Full	State
		101,754	County
		*101,754	School Bond
		*101,754	School M & O
		101,754	Water
		101,754	City
L18	*Veterans Disabled Age 68	Full	State
		101,754	County
		120,000	School Bond
		120,000	School M & O
		101,754	Water
		101,754	City
L19	*Veterans Disabled Age 70	Full	State
		101,754	County
		Full	School Bond
		Full	School M & O
		101,754	Water
		101,754	City
SS	*Surviving Spouse Armed Conflict	101,754	State
		101,754	County
		101,754	School Bond
		101,754	School M & O
		101,754	Water
		101,754	City
SG	Surviving Spouse Peace Office Fire Fighter	Full	State
		Full	County
		Full	School Bond
		Full	School M & O
		Full	Water
	48-5-48.4	Full	City

* qualified disabled veterans or their unremarried surviving spouse or minor child pursuant O.C.G.A. 48-5-48 or by qualified surviving spouses of servicemembers killed in action 48-5-52.1

Passed 3.77 mils

				Option A		Option B	
City of Hampton, Georgia					$ 15,000		$ 25,000
Homestead Exemption Table					$ 68		$ 113
HC Code	COH Code	Head Count	HC Exemption	City Exemption		City Exemption	
L1	H1 - Regular	913	$ 15,000	$ 15,000	$ 61,628	$ 15,000	$ 61,628
L2	H2 - Age 62	45	$ 15,000	$ 15,000	$ 3,038	$ 25,000	$ 5,063
L3	H3 - Age 65	75	$ 15,000	$ 15,000	$ 5,063	$ 25,000	$ 8,438
L6	H6 - Age 68	51	$ 15,000	$ 15,000	$ 3,443	$ 25,000	$ 5,738
L9	H9 - Age 70	257	$ 15,000	$ 15,000	$ 17,348	$ 25,000	$ 28,913
L12	H12 - Totally Disabled Under Age 65	28	$ 15,000	$ 15,000	$ 1,890	$ 25,000	$ 3,150
				Subtotal - H1-H12:	$ 92,408		$ 112,928
			State Exemption				
L16	H16 - Veterans Disabled Under Age 6	30	$ 101,754		-		
L17	H17 - Veterans Disabled Age 65	2	$ 101,754		-		
L18	H18 - Veterans Disabled Age 68	1	$ 101,754		-		
L19	H19 - Veterans Disabled Age 70	10	$ 101,754		-		
		1,412		Subtotal - H16-H19:	$ 1,588		$ 1,991
			Total Impact after fee & Uncollectibles		$ 93,996		$ 114,919

2

CITY OF HAMPTON

STATE OF GEORGIA

RESOLUTION NO. 2022-53

WHEREAS, the Mayor and Council are the governing body of the City of Hampton, Georgia (hereinafter "City"); and

WHEREAS, the City is a taxing authority; and

WHEREAS, the millage rate is the tax rate used to calculate ad valorem taxes; and

WHEREAS, the City set the millage rate for the 2022 calendar year at 4.5 mills; and

WHEREAS, the City wishes to recognize and allow certain exemptions from the City's millage; and

WHEREAS, Article VII § 11, Para. II (a)(2) of the Georgia Constitution provides that homestead exemptions from ad valorem taxation levied by local taxing jurisdictions may be granted by local law conditioned upon approval by a majority of the qualified electors residing within the limits of the local taxing jurisdiction voting in a referendum thereon; and

WHEREAS, it is the desire of the Mayor and Council of the City of Hampton to engage the local delegation to enact legislation that allows certain exemptions from ad valorem taxation for those residents of the City of Hampton who own and occupy their residence as their primary residence; and

WHEREAS, said exemptions are reflected in the attached **Exhibit "A"** and incorporated by reference.

THEREFORE, BE IT HEREBY RESOLVED, by a majority vote of the Mayor and Council of the City of Hampton, that the local delegation be engaged to enact legislation to provide for the attached exemptions from the City's ad valorem taxation.

THIS 3rd day of January 2023.

ATTEST:

Rashida Fairley, City Clerk

THE CITY OF HAMPTON, GEORGIA

ANN TARPLEY, Mayor

APPROVED AS TO FORM:

L'Erin Barnes Wiggins, City Attorney

Exhibit A

Code	Age	Exemption Amount	
H1	All homesteaded residents	$ 15,000.00	SB 290
H2	62	$ 25,000.00	SB 306
H3	~~65~~ under 65	$ 25,000.00	
H6	68	$ 50,000.00	SB 305
H9	~~70~~ ? older	$ 50,000.00	
H12	Totally disabled under age 65	$ 50,000.00	SB 289

Exhibit B

Frozen Clause

Once an application is filed and qualified for a homestead exemption with the City, the property value will be frozen based on the immediately preceding year's (base year) value. If the assessed value drops below the frozen value (base year) in any year, then the lower value will be realized. The base year only applies to existing improvements. New improvements do not fall under this exemption. A property currently under construction does not fall under this exemption. The base year only allows for up to five (5) acres of property.

SB309

Senate Bill 289

By: Senators Jones of the 10th, Strickland of the 17th and Williams of the 25th

AS PASSED

A BILL TO BE ENTITLED

AN ACT

To provide a homestead exemption from City of Hampton ad valorem taxes for municipal purposes in the amount of $50,000.00 of the assessed value of the homestead for residents of that city who are both under 65 years of age and totally disabled; to provide for definitions; to specify the terms and conditions of the exemption and the procedures relating thereto; to provide for applicability; to provide for compliance with constitutional requirements; to provide for a referendum, effective dates, automatic repeal, mandatory execution of election, and judicial remedies regarding failure to comply; to repeal conflicting laws; and for other purposes.

BE IT ENACTED BY THE GENERAL ASSEMBLY OF GEORGIA:

SECTION 1.

(a) As used in this Act, the term:

(1) "Ad valorem taxes for municipal purposes" means all ad valorem taxes for municipal purposes levied by, for, or on behalf of the City of Hampton, including, but not limited to, any ad valorem taxes to pay interest on and to retire municipal bonded indebtedness.

(2) "Homestead" means homestead as defined and qualified in Code Section 48-5-40 of the O.C.G.A., as amended, with the additional qualification that it shall include not more than five contiguous acres of homestead property.

6

18 (3) "Under 65 years of age" means a person who is less than 65 years of age on or before
19 January 1 of the year in which application for the exemption under subsection (b) of this
20 section is made.
21 (b) Each resident of the City of Hampton who is under 65 years of age and totally disabled
22 is granted an exemption on that person's homestead from City of Hampton ad valorem taxes
23 for municipal purposes in the amount of $50,000.00 of the assessed value of that homestead.
24 The value of that property in excess of such exempted amount shall remain subject to
25 taxation.
26 (c)(1) In order to qualify for the exemption provided for in subsection (b) of this section
27 as being totally disabled, the person claiming such exemption shall be required to obtain
28 a certificate from not more than three physicians licensed to practice medicine under
29 Chapter 34 of Title 43 of the O.C.G.A., as amended, certifying that in the opinion of such
30 physician or physicians, such person is mentally or physically incapacitated to the extent
31 that such person is unable to be gainfully employed and that such incapacity is likely to
32 be permanent. Such certificate or certificates shall constitute part of and be submitted
33 with the application provided for in paragraph (2) of this subsection.
34 (2) A person shall not receive the homestead exemption granted by subsection (b) of this
35 section unless such person or person's agent files an application with the governing
36 authority of the City of Hampton, or the designee thereof, giving the person's age and
37 such additional information relative to receiving such exemption as will enable the
38 governing authority of the City of Hampton, or the designee thereof, to make a
39 determination regarding the initial and continuing eligibility of such person for such
40 exemption. The governing authority of the City of Hampton, or the designee thereof,
41 shall provide application forms for this purpose.
42 (d) The exemption shall be claimed and returned as provided in Code Section 48-5-50.1 of
43 the O.C.G.A., as amended. The exemption shall be automatically renewed from year to year
44 as long as the person granted the homestead exemption under subsection (b) of this section

7

45 occupies the residence as a homestead. After a person has filed the proper application as
46 provided in subsection (c) of this section, it shall not be necessary to make application
47 thereafter for any year, and the exemption shall continue to be allowed to such person. It
48 shall be the duty of any person granted the homestead exemption under subsection (b) of this
49 section to notify the governing authority of the City of Hampton, or the designee thereof, in
50 the event that such person for any reason becomes ineligible for such exemption.
51 (e) The exemption granted by subsection (b) of this section shall not apply to or affect any
52 state ad valorem taxes, county ad valorem taxes for county purposes, or county or
53 independent school district ad valorem taxes for educational purposes. The homestead
54 exemption granted by subsection (b) of this section shall be in addition to only an exemption
55 from City of Hampton ad valorem taxes for municipal purposes in an amount equal to the
56 amount by which the current year assessed value of a homestead exceeds the base year
57 assessed value of such homestead if such exemption becomes law and shall not be in addition
58 to any other homestead exemption applicable to City of Hampton ad valorem taxes for
59 municipal purposes.
60 (f) The exemption granted by subsection (b) of this section shall apply to all taxable years
61 beginning on or after January 1, 2024.

62 **SECTION 2.**

63 In accordance with the requirements of Article VII, Section II of the Constitution of the State
64 of Georgia, this Act shall not become law unless it receives the requisite two-thirds' majority
65 vote in both the Senate and the House of Representatives.

66 **SECTION 3.**

67 The municipal election superintendent of the City of Hampton shall call and conduct an
68 election as provided in this section for the purpose of submitting this Act to the electors of
69 the City of Hampton for approval or rejection. The municipal election superintendent shall

8

70 conduct that election in conjunction with the November, 2023, municipal general election
71 and shall issue the call and conduct that election as provided by general law. The municipal
72 election superintendent shall cause the date and purpose of the election to be published once
73 a week for two weeks immediately preceding the date thereof in the official organ of Henry
74 County. The ballot shall have written or printed thereon the words:

75 "( ) YES Shall the Act be approved which provides a homestead exemption from City
76 ( ) NO of Hampton ad valorem taxes for municipal purposes in the amount of
77 $50,000.00 of the assessed value of the homestead for residents of that city
78 who are under 65 years of age and totally disabled?"

79 All persons desiring to vote for approval of the Act shall vote "Yes," and all persons desiring
80 to vote for rejection of the Act shall vote "No." If more than one-half of the votes cast on
81 such question are for approval of the Act, Section 1 of this Act shall become of full force and
82 effect on January 1, 2024. If the Act is not so approved or if the election is not conducted
83 as provided in this section, Section 1 of this Act shall not become effective, and this Act shall
84 be automatically repealed on the first day of July immediately following that election date.
85 The expense of such election shall be borne by the City of Hampton. It shall be the
86 municipal election superintendent's duty to certify the result thereof to the Secretary of State.
87 The provisions of this section shall be mandatory upon the municipal election superintendent
88 and are not intended as directory. If the municipal election superintendent fails or refuses
89 to comply with this section, any elector of the City of Hampton may apply for a writ of
90 mandamus to compel the municipal election superintendent to perform his or her duties
91 under this section. If the court finds that the municipal election superintendent has not
92 complied with this section, the court shall fashion appropriate relief requiring the municipal
93 election superintendent to call and conduct such election on the date required by this section
94 or on the next date authorized for special elections provided for in Code Section 21-2-540
95 of the O.C.G.A.

9

96 **SECTION 4.**

97 Except as otherwise provided in Section 3 of this Act, this Act shall become effective upon
98 its approval by the Governor or upon its becoming law without such approval.

99 **SECTION 5.**

100 All laws and parts of laws in conflict with this Act are repealed.

10

Senate Bill 290

By: Senators Jones of the 10th, Strickland of the 17th and Williams of the 25th

AS PASSED

A BILL TO BE ENTITLED

AN ACT

To provide a homestead exemption from City of Hampton ad valorem taxes for municipal purposes in the amount of $15,000.00 of the assessed value of the homestead for residents of that city; to provide for definitions; to specify the terms and conditions of the exemption and the procedures relating thereto; to provide for applicability; to provide for compliance with constitutional requirements; to provide for a referendum, effective dates, automatic repeal, mandatory execution of election, and judicial remedies regarding failure to comply; to repeal conflicting laws; and for other purposes.

BE IT ENACTED BY THE GENERAL ASSEMBLY OF GEORGIA:

SECTION 1.

(a) As used in this Act, the term:

(1) "Ad valorem taxes for municipal purposes" means all ad valorem taxes for municipal purposes levied by, for, or on behalf of the City of Hampton, including, but not limited to, any ad valorem taxes to pay interest on and to retire municipal bonded indebtedness.

(2) "Homestead" has the same meaning as defined and qualified in Code Section 48-5-40 of the O.C.G.A., as amended, with the additional qualification that it shall include not more than five contiguous acres of homestead property.

11

17 (b) Each resident of the City of Hampton is granted an exemption on that person's homestead
18 from City of Hampton ad valorem taxes for municipal purposes in the amount of $15,000.00
19 of the assessed value of that homestead. The value of that property in excess of such
20 exempted amount shall remain subject to taxation.
21 (c) A person shall not receive the homestead exemption granted by subsection (b) of this
22 section unless such person or person's agent files an application with the governing authority
23 of the City of Hampton, or the designee thereof, giving such information relative to receiving
24 such exemption as will enable the governing authority of the City of Hampton, or the
25 designee thereof, to make a determination regarding the initial and continuing eligibility of
26 such person for such exemption. The governing authority of the City of Hampton, or the
27 designee thereof, shall provide application forms for this purpose.
28 (d) The exemption shall be claimed and returned as provided in Code Section 48-5-50.1 of
29 the O.C.G.A., as amended. The exemption shall be automatically renewed from year to year
30 so long as the person granted the homestead exemption under subsection (b) of this section
31 occupies the residence as a homestead. After a person has filed the proper application as
32 provided in subsection (c) of this section, it shall not be necessary to make application
33 thereafter for any year, and the exemption shall continue to be allowed to such person. It
34 shall be the duty of any person granted the homestead exemption under subsection (b) of this
35 section to notify the governing authority of the City of Hampton, or the designee thereof, in
36 the event that such person for any reason becomes ineligible for such exemption.
37 (e) The exemption granted by subsection (b) of this section shall not apply to or affect any
38 state ad valorem taxes, county ad valorem taxes for county purposes, or county or
39 independent school district ad valorem taxes for educational purposes. The homestead
40 exemption granted by subsection (b) of this section shall be in addition to only an exemption
41 from City of Hampton ad valorem taxes for municipal purposes in an amount equal to the
42 amount by which the current year assessed value of a homestead exceeds the base year
43 assessed value of such homestead if such exemption becomes law and shall not be in addition

12

44 to any other homestead exemption applicable to City of Hampton ad valorem taxes for
45 municipal purposes.
46 (f) The exemption granted by subsection (b) of this section shall apply to all taxable years
47 beginning on or after January 1, 2024.

48 **SECTION 2.**

49 In accordance with the requirements of Article VII, Section II of the Constitution of the State
50 of Georgia, this Act shall not become law unless it receives the requisite two-thirds' majority
51 vote in both the Senate and the House of Representatives.

52 **SECTION 3.**

53 The municipal election superintendent of the City of Hampton shall call and conduct an
54 election as provided in this section for the purpose of submitting this Act to the electors of
55 the City of Hampton for approval or rejection. The municipal election superintendent shall
56 conduct that election in conjunction with the November, 2023, municipal general election
57 and shall issue the call and conduct that election as provided by general law. The municipal
58 election superintendent shall cause the date and purpose of the election to be published once
59 a week for two weeks immediately preceding the date thereof in the official organ of Henry
60 County. The ballot shall have written or printed thereon the words:

61 "( ) YES Shall the Act be approved which provides a homestead exemption from City
62 ( ) NO of Hampton ad valorem taxes for municipal purposes in the amount of
63 $15,000.00 of the assessed value of the homestead for residents of that
64 city?"

65 All persons desiring to vote for approval of the Act shall vote "Yes," and all persons desiring
66 to vote for rejection of the Act shall vote "No." If more than one-half of the votes cast on
67 such question are for approval of the Act, Section 1 of this Act shall become of full force and
68 effect on January 1, 2024. If the Act is not so approved or if the election is not conducted

69 as provided in this section, Section 1 of this Act shall not become effective, and this Act shall
70 be automatically repealed on the first day of January immediately following that election
71 date. The expense of such election shall be borne by the City of Hampton. It shall be the
72 municipal election superintendent's duty to certify the result thereof to the Secretary of State.
73 The provisions of this section shall be mandatory upon the municipal election superintendent
74 and are not intended as directory. If the municipal election superintendent fails or refuses
75 to comply with this section, any elector of the City of Hampton may apply for a writ of
76 mandamus to compel the municipal election superintendent to perform his or her duties
77 under this section. If the court finds that the municipal election superintendent has not
78 complied with this section, the court shall fashion appropriate relief requiring the municipal
79 election superintendent to call and conduct such election on the date required by this section
80 or on the next date authorized for special elections provided for in Code Section 21-2-540
81 of the O.C.G.A.

82 **SECTION 4.**

83 Except as otherwise provided in Section 3 of this Act, this Act shall become effective upon
84 its approval by the Governor or upon its becoming law without such approval.

85 **SECTION 5.**

86 All laws and parts of laws in conflict with this Act are repealed.

Senate Bill 305

By: Senators Jones of the 10th and Strickland of the 17th

AS PASSED SENATE

A BILL TO BE ENTITLED

AN ACT

To provide a homestead exemption from the City of Hampton ad valorem taxes for municipal purposes in the amount of $50.000.00 of the assessed value of the homestead for residents of that city who are 68 years of age or older; to provide for definitions; to specify the terms and conditions of the exemption and the procedures relating thereto; to provide for applicability; to provide for compliance with constitutional requirements; to provide for a referendum, effective dates, automatic repeal, mandatory execution of election, and judicial remedies regarding failure to comply; to repeal conflicting laws; and for other purposes.

BE IT ENACTED BY THE GENERAL ASSEMBLY OF GEORGIA:

SECTION 1.

(a) As used in this Act, the term:

(1) "Ad valorem taxes for municipal purposes" means all ad valorem taxes for municipal purposes levied by, for, or on behalf of the City of Hampton, including, but not limited to, any ad valorem taxes to pay interest on and to retire municipal bonded indebtedness.

(2) "Homestead" means homestead as defined and qualified in Code Section 48-5-40 of the O. C .G.A., as amended, with the additional qualification that it shall include not more than five contiguous acres of homestead property.

15

17 (b) Each resident of the City of Hampton who is 68 years of age or older is granted an
18 exemption on that person's homestead from City of Hampton ad valorem taxes for municipal
19 purposes in the amount of $50,000.00 of the assessed value of that homestead. The value of
20 that property in excess of such exempted amount shall remain subject to taxation.
21 (c) A person shall not receive the homestead exemption granted by subsection (b) of this
22 section unless such person or person's agent files an application with the governing authority
23 of the City of Hampton, or the designee thereof, giving the person's age and such additional
24 information relative to receiving such exemption as will enable the governing authority of
25 the City of Hampton, or the designee thereof, to make a determination regarding the initial
26 and continuing eligibility of such person for such exemption. The governing authority of the
27 City of Hampton, or the designee thereof, shall provide application forms for this purpose.
28 (d) The exemption shall be claimed and returned as provided in Code Section 48-5-50.1 of
29 the O.C.G.A., as amended. The exemption shall be automatically renewed from year to year
30 as long as the person granted the homestead exemption under subsection (b) of this section
31 occupies the residence as a homestead. After a person has filed the proper application as
32 provided in subsection (c) of this section, it shall not be necessary to make application
33 thereafter for any year, and the exemption shall continue to be allowed to such person. It
34 shall be the duty of any person granted the homestead exemption under subsection (b) of this
35 section to notify the governing authority of the City of Hampton, or the designee thereof, in
36 the event that such person for any reason becomes ineligible for such exemption.
37 (e) The exemption granted by subsection (b) of this section shall not apply to or affect any
38 state ad valorem taxes, county ad valorem taxes for county purposes, or county or
39 independent school district ad valorem taxes for educational purposes. The homestead
40 exemption granted by subsection (b) of this section shall be in addition to only an exemption
41 from City of Hampton ad valorem taxes for municipal purposes in an amount equal to the
42 amount by which the current year assessed value of a homestead exceeds the base year
43 assessed value of such homestead if such exemption becomes law and shall not be in addition

16

44 to any other homestead exemption applicable to City of Hampton ad valorem taxes for
45 municipal purposes.
46 (f) The exemption granted by subsection (b) of this section shall apply to all taxable years
47 beginning on or after January 1, 2024.

48 **SECTION 2.**

49 In accordance with the requirements of Article VII, Section II of the Constitution of the State
50 of Georgia, this Act shall not become law unless it receives the requisite two-thirds' majority
51 vote in both the Senate and the House of Representatives.

52 **SECTION 3.**

53 The municipal election superintendent of the City of Hampton shall call and conduct an
54 election as provided in this section for the purpose of submitting this Act to the electors of
55 the City of Hampton for approval or rejection. The municipal election superintendent shall
56 conduct that election in conjunction with the November, 2023, municipal general election
57 and shall issue the call and conduct that election as provided by general law. The municipal
58 election superintendent shall cause the date and purpose of the election to be published once
59 a week for two weeks immediately preceding the date thereof in the official organ of Henry
60 County. The ballot shall have written or printed thereon the words:

61 "( ) YES Shall the Act be approved which provides a homestead exemption from City
62 ( ) NO of Hampton ad valorem taxes for municipal purposes in the amount of
63 $50,000.00 of the assessed value of the homestead for residents of that city
64 who are 68 years of age or older?"

65 All persons desiring to vote for approval of the Act shall vote "Yes," and all persons desiring
66 to vote for rejection of the Act shall vote "No." If more than one-half of the votes cast on
67 such question are for approval of the Act, Section 1 of this Act shall become of full force and
68 effect on January 1, 2024. If the Act is not so approved or if the election is not conducted as

17

69 provided in this section, Section I of this Act shall not become effective, and this Act shall
70 be automatically repealed on the first day of January immediately following that election
71 date. The expense of such election shall be borne by the City of Hampton. It shall be the
72 municipal election superintendent's duty to certify the result thereof to the Secretary of State.
73 The provisions of this section shall be mandatory upon the municipal election superintendent
74 and are not intended as directory. If the municipal election superintendent fails or refuses
75 to comply with this section, any elector of the City of Hampton may apply for a writ of
76 mandamus to compel the municipal election superintendent to perform his or her duties
77 under this section. If the court finds that the municipal election superintendent has not
78 complied with this section, the court shall fashion appropriate relief requiring the municipal
79 election superintendent to call and conduct such election on the date required by this section
80 or on the next date authorized for special elections provided for in Code Section 21-2-540
81 of the O.C.G.A.

82 **SECTION 4.**

83 Except as otherwise provided in Section 3 of this Act, this Act shall become effective upon
84 its approval by the Governor or upon its becoming law without such approval.

85 **SECTION 5.**

86 All laws and parts of laws in conflict with this Act are repealed.

13

Senate Bill 306

By: Senators Jones of the 10th and Strickland of the 17th

AS PASSED SENATE

A BILL TO BE ENTITLED

AN ACT

1 To provide a homestead exemption from the City of Hampton ad valorem taxes for municipal
2 purposes in the amount of $25,000.00 of the assessed value of the homestead for residents
3 of that city who are 62 years of age or older and under 68 years of age; to provide for
4 definitions; to specify the terms and conditions of the exemption and the procedures relating
5 thereto; to provide for applicability; to provide for compliance with constitutional
6 requirements; to provide for a referendum, effective dates, automatic repeal, mandatory
7 execution of election, and judicial remedies regarding failure to comply; to repeal conflicting
8 laws; and for other purposes.

9 BE IT ENACTED BY THE GENERAL ASSEMBLY OF GEORGIA:

10 **SECTION 1.**

11 (a) As used in this Act, the term:

12 (1) "Ad valorem taxes for municipal purposes" means all ad valorem taxes for municipal
13 purposes levied by, for, or on behalf of the City of Hampton, including, but not limited to,
14 any ad valorem taxes to pay interest on and to retire municipal bonded indebtedness.

19

15 (2) "Homestead" means homestead as defined and qualified in Code Section 48-5-40 of
16 the O. C .G.A., as amended, with the additional qualification that it shall include not more
17 than five contiguous acres of homestead property.
18 (b) Each resident of the City of Hampton who is 62 years of age or older and under 68 years
19 of age is granted an exemption on that person's homestead from City of Hampton ad valorem
20 taxes for municipal purposes in the amount of $25,000.00 of the assessed value of that
21 homestead. The value of that property in excess of such exempted amount shall remain
22 subject to taxation.
23 (c) A person shall not receive the homestead exemption granted by subsection (b) of this
24 section unless such person or person's agent files an application with the governing authority
25 of the City of Hampton, or the designee thereof, giving the person's age and such additional
26 information relative to receiving such exemption as will enable the governing authority of
27 the City of Hampton, or the designee thereof, to make a determination regarding the initial
28 and continuing eligibility of such person for such exemption. The governing authority of the
29 City of Hampton, or the designee thereof, shall provide application forms for this purpose.
30 (d) The exemption shall be claimed and returned as provided in Code Section 48-5-50.1 of
31 the O.C.G.A., as amended. The exemption shall be automatically renewed from year to year
32 as long as the person granted the homestead exemption under subsection (b) of this section
33 occupies the residence as a homestead. After a person has filed the proper application as
34 provided in subsection (c) of this section, it shall not be necessary to make application
35 thereafter for any year, and the exemption shall continue to be allowed to such person. It
36 shall be the duty of any person granted the homestead exemption under subsection (b) of this
37 section to notify the governing authority of the City of Hampton, or the designee thereof, in
38 the event that such person for any reason becomes ineligible for such exemption.
39 (e) The exemption granted by subsection (b) of this section shall not apply to or affect any
40 state ad valorem taxes, county ad valorem taxes for county purposes, or county or
41 independent school district ad valorem taxes for educational purposes. The homestead

20

42 exemption granted by subsection (b) of this section shall be in addition to only an exemption
43 from City of Hampton ad valorem taxes for municipal purposes in an amount equal to the
44 amount by which the current year assessed value of a homestead exceeds the base year
45 assessed value of such homestead if such exemption becomes law and shall not be in addition
46 to any other homestead exemption applicable to City of Hampton ad valorem taxes for
47 municipal purposes.
48 (f) The exemption granted by subsection (b) of this section shall apply to all taxable years
49 beginning on or after January 1, 2024.

50 **SECTION 2.**

51 In accordance with the requirements of Article VII, Section II of the Constitution of the State
52 of Georgia, this Act shall not become law unless it receives the requisite two-thirds' majority
53 vote in both the Senate and the House of Representatives.

54 **SECTION 3.**

55 The municipal election superintendent of the City of Hampton shall call and conduct an
56 election as provided in this section for the purpose of submitting this Act to the electors of
57 the City of Hampton for approval or rejection. The municipal election superintendent shall
58 conduct that election in conjunction with the November, 2023, municipal general election
59 and shall issue the call and conduct that election as provided by general law. The municipal
60 election superintendent shall cause the date and purpose of the election to be published once
61 a week for two weeks immediately preceding the date thereof in the official organ of Henry
62 County. The ballot shall have written or printed thereon the words:

21

63 "( ) YES Shall the Act be approved which provides a homestead exemption from City
64 ( ) NO of Hampton ad valorem taxes for municipal purposes in the amount of
65 $25,000.00 of the assessed value of the homestead for residents of that city
66 who are 62 years of age or older and under 68 years of age?"

67 All persons desiring to vote for approval of the Act shall vote "Yes, " and all persons desiring
68 to vote for rejection of the Act shall vote "No." If more than one-half of the votes cast on
69 such question are for approval of the Act, Section 1 of this Act shall become of full force and
70 effect on January 1, 2024. If the Act is not so approved or if the election is not conducted as
71 provided in this section, Section 1 of this Act shall not become effective, and this Act shall
72 be automatically repealed on the first day of January immediately following that election
73 date. The expense of such election shall be borne by the City of Hampton. It shall be the
74 municipal election superintendent's duty to certify the result thereof to the Secretary of State.
75 The provisions of this section shall be mandatory upon the municipal election superintendent
76 and are not intended as directory. If the municipal election superintendent fails or refuses
77 to comply with this section, any elector of the City of Hampton may apply for a writ of
78 mandamus to compel the municipal election superintendent to perform his or her duties
79 under this section. If the court finds that the municipal election superintendent has not
80 complied with this section, the court shall fashion appropriate relief requiring the municipal
81 election superintendent to call and conduct such election on the date required by this section
82 or on the next date authorized for special elections provided for in Code Section 21-2-540
83 of the O.C.G.A.

84 **SECTION 4.**

85 Except as otherwise provided in Section 3 of this Act, this Act shall become effective upon
86 its approval by the Governor or upon its becoming law without such approval.

22

87 **SECTION 5.**

88 All laws and parts of laws in conflict with this Act are repealed.

Senate Bill 309

By: Senators Jones of the 10th and Strickland of the 17th

AS PASSED SENATE

A BILL TO BE ENTITLED

AN ACT

To provide a homestead exemption from City of Hampton ad valorem taxes for municipal purposes in an amount equal to the amount by which the current year assessed value of a homestead exceeds the base year assessed value of such homestead; to provide for definitions; to specify the terms and conditions of the exemption and the procedures relating thereto; to provide for applicability; to provide for compliance with constitutional requirements; to provide for a referendum, effective dates, automatic repeal, mandatory execution of election, and judicial remedies regarding failure to comply; to repeal conflicting laws; and for other purposes.

BE IT ENACTED BY THE GENERAL ASSEMBLY OF GEORGIA:

SECTION 1.

(a) As used in this Act, the term:

(1) "Ad valorem taxes for municipal purposes" means all ad valorem taxes for municipal purposes levied by, for, or on behalf of the City of Hampton, including, but not limited to, any ad valorem taxes to pay interest on and to retire municipal bonded indebtedness.

24

15 (2) "Base year" means the taxable year immediately preceding the taxable year in which
16 the exemption under subsection (b) of this section is first granted to the most recent
17 owner of such homestead.
18 (3) "Homestead" means homestead as defined and qualified in Code Section 48-5-40 of
19 the O.C.G.A., as amended, with the additional qualification that it shall include not more
20 than five contiguous acres of homestead property.
21 (b) Each resident of the City of Hampton is granted an exemption on that person's homestead
22 from City of Hampton ad valorem taxes for municipal purposes in an amount equal to the
23 amount by which the current year assessed value of that homestead exceeds the base year
24 assessed value of that homestead. This exemption shall not apply to taxes assessed on
25 improvements to such homestead or additional land that is added to such homestead after
26 January 1 of the base year. If any real property is removed from such homestead, the base
27 year assessed value shall be adjusted to reflect such removal, and the exemption shall be
28 recalculated accordingly. The value of that property in excess of such exempted amount
29 shall remain subject to taxation.
30 (c) A person shall not receive the homestead exemption granted by subsection (b) of this
31 section unless such person or person's agent files an application with the governing authority
32 of the City of Hampton, or the designee thereof, providing such information relative to
33 receiving such exemption as will enable the governing authority of the City of Hampton, or
34 the designee thereof, to make a determination regarding the initial and continuing eligibility
35 of such person for such exemption. The governing authority of the City of Hampton, or the
36 designee thereof, shall provide application forms for this purpose.
37 (d) The exemption shall be claimed and returned as provided in Code Section 48-5-50.1 of
38 the O.C.G.A., as amended. The exemption shall be automatically renewed from year to year
39 so long as the person granted the homestead exemption under subsection (b) of this section
40 occupies the residence as a homestead. After a person has filed the proper application as
41 provided in subsection (c) of this section, it shall not be necessary to make application

25

42 thereafter for any year, and the exemption shall continue to be allowed to such person. It
43 shall be the duty of any person granted the homestead exemption under subsection (b) of this
44 section to notify the governing authority of the City of Hampton, or the designee thereof, in
45 the event that such person for any reason becomes ineligible for such exemption.
46 (e) The exemption granted by subsection (b) of this section shall not apply to or affect any
47 state ad valorem taxes, county ad valorem taxes for county purposes, or county or
48 independent school district ad valorem taxes for educational purposes. The homestead
49 exemption granted by subsection (b) of this section shall be in addition to and not in lieu of
50 any other homestead exemption applicable to City of Hampton ad valorem taxes for
51 municipal purposes.
52 (f) The exemption granted by subsection (b) of this section shall apply to all taxable years
53 beginning on or after January 1, 2024.

54 **SECTION 2.**

55 In accordance with the requirements of Article VII, Section II of the Constitution of the State
56 of Georgia, this Act shall not become law unless it receives the requisite two-thirds' majority
57 vote in both the Senate and the House of Representatives.

58 **SECTION 3.**

59 The municipal election superintendent of the City of Hampton shall call and conduct an
60 election as provided in this section for the purpose of submitting this Act to the electors of
61 the City of Hampton for approval or rejection. The municipal election superintendent shall
62 conduct that election in conjunction with the November, 2023, municipal general election
63 and shall issue the call and conduct that election as provided by general law. The municipal
64 election superintendent shall cause the date and purpose of the election to be published once
65 a week for two weeks immediately preceding the date thereof in the official organ of Henry
66 County. The ballot shall have written or printed thereon the words:

26

67 "( ) YES Shall the Act be approved which provides a homestead exemption from City
68 of Hampton ad valorem taxes for municipal purposes in an amount equal
69 ( ) NO to the amount by which the current year assessed value of a homestead
exceeds the base year assessed value of such homestead?"

70 All persons desiring to vote for approval of the Act shall vote "Yes," and all persons desiring
71 to vote for rejection of the Act shall vote "No." If more than one-half of the votes cast on
72 such question are for approval of the Act, Section 1 of this Act shall become of full force and
73 effect on January 1, 2024. If the Act is not so approved or if the election is not conducted
74 as provided in this section, Section 1 of this Act shall not become effective, and this Act shall
75 be automatically repealed on the first day of January immediately following that election
76 date. The expense of such election shall be borne by the City of Hampton. It shall be the
77 municipal election superintendent's duty to certify the result thereof to the Secretary of State.
78 The provisions of this section shall be mandatory upon the municipal election superintendent
79 and are not intended as directory. If the municipal election superintendent fails or refuses
80 to comply with this section, any elector of the City of Hampton may apply for a writ of
81 mandamus to compel the municipal election superintendent to perform his or her duties
82 under this section. If the court finds that the municipal election superintendent has not
83 complied with this section, the court shall fashion appropriate relief requiring the municipal
84 election superintendent to call and conduct such election on the date required by this section
85 or on the next date authorized for special elections provided for in Code Section 21-2-540
86 of the O.C.G.A.

87 **SECTION 4.**

88 Except as otherwise provided in Section 3 of this Act, this Act shall become effective upon
89 its approval by the Governor or upon its becoming law without such approval.

27

90 **SECTION 5.**

91 All laws and parts of laws in conflict with this Act are repealed.

28

City of Stockbridge Government

2024 Finance Budget

Finance Summary

Mission: The Finance Department provides professional oversight and consultation to City programs and services regarding financial, accounting, and budgetary practices. Our focus is to ensure compliance to all relevant financial and budgetary regulations, including Georgia Budget Law and state statutes governing financial information.

Department Description: The Finance Department provides financial management services to City departments and the City Council. The department oversees the preparation and monitoring of the City's annual budget, cash management and investments, and prepares the City's Long Range Financial Forecast.

Stockbridge
Where Community Connects

Finance Staff

- Filled Positions

❑Rashonda Favors – Senior Accountant/Supervisor
❑Dawn Gindrup – Accounts Payable Clerk
❑Derrick Hawk II – Accountant
❑Kimberly Moye – Payroll Clerk
❑Lindell Miller – Procurement Manager
❑Wanda Cooley – Procurement Specialist
❑Wanda Thomas – Procurement Clerk
❑Kim Barnett – Utility Billing Supervisor
❑Tammy Reilly - Utility Billing Clerk
❑Cassandra Lester – Utility Billing Clerk

Finance Expenditure Budget Plan

Proposed Budget Cost $999,448

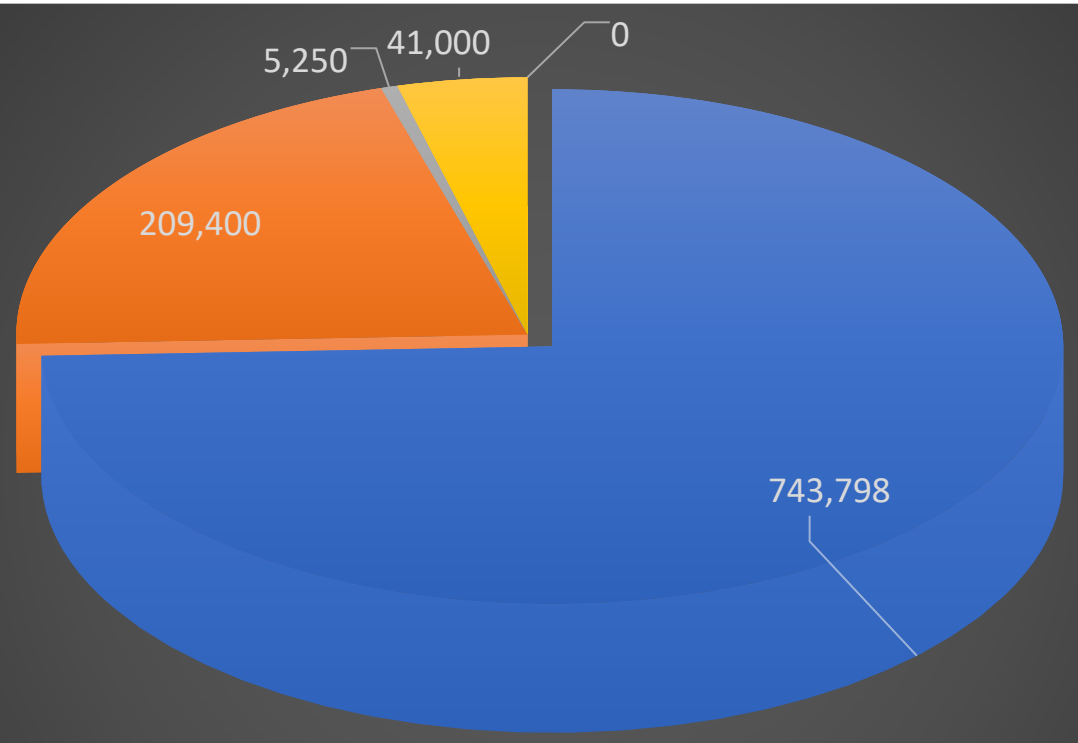

Division: 15100 - FINANCIAL ADMINISTRATION

Account Number	Account Description	FY 2021 ACTUAL	FY 2022 ACTUAL	FY 2023 BUDGET	FY 2023 YTD ACTUAL	FY 2024 PROPOSED EXPENDITURES
100-15100-511100	REGULAR EMPL. SALARIES	469,734.97	501,008.26	500,901.42	147,901.51	500,901.42
100-15100-511300	OVERTIME	168.17	425.01	200.00	155.91	200.00
100-15100-512100	GRP INSRNC MEDICAL/DENTAL	115,643.12	151,167.58	107,757.52	61,815.28	134,696.90
100-15100-512101	FEES GRP INS	1,439.25	2,133.00	2,000.00	724.50	2,500.00
100-15100-512110	GROUP INSURANCE LIFE	1,673.82	1,756.44	1,500.00	783.35	1,875.00
100-15100-512111	GROUP INSURANCE VISION	673.37	820.55	1,000.00	368.35	1,250.00
100-15100-512200	MEDICARE 1.45%	6,728.37	7,147.60	6,000.00	2,106.92	7,500.00
100-15100-512400	PENSION	35,323.36	37,702.20	47,200.00	11,851.40	59,000.00
100-15100-512600	UNEMPLOYMENT INSURANCE	-	-	4,200.00	-	5,250.00
100-15100-512700	WORKER'S COMPENSATION	1,729.55	1,970.43	4,000.00	827.46	5,000.00
100-15100-512800	EMPLOYEE ASSISTANCE PROG.	1,044.20	1,622.65	1,300.00	860.20	1,625.00
100-15100-512851	HRA DEDUCTIBLE	2,000.00	4,000.00	22,000.00	-	24,000.00
100-15100-521100	CONSULTANT FEES	14,875.00	10,000.00	25,000.00	1,500.00	20,000.00
100-15100-521210	ACCOUNTING,ANNUAL AUDIT	50,825.00	56,030.00	45,000.00	22,000.00	50,000.00
100-15100-521218	LEGAL, OTHER	-	617.78	-	-	-
100-15100-521223	PAYROLL FEES	7,407.07	12,041.87	10,000.00	3,691.90	10,000.00
100-15100-521335	SHREDING	-	-	-	-	-
100-15100-522210	MAINTENANCE AGREEMENTS	48,071.48	48,125.06	48,000.00	435.00	48,000.00
100-15100-522250	AUTO & TRUCK REPAIR	-	4.13	-	-	-
100-15100-522320	RENTAL OF EQUIP & VEHICLE	504.00	504.00	500.00	126.00	400.00
100-15100-522341	COPIER RENTAL	5,137.51	4,939.34	3,500.00	743.72	4,000.00
100-15100-523240	AT&T CLUB SERVICE	11,874.25	13,793.38	10,000.00	4,732.51	10,000.00
100-15100-523246	TELECOMMUNICATION	21,709.08	20,880.83	22,000.00	6,894.32	22,000.00
100-15100-523310	PUBLIC NOTICES	574.00	448.00	-	840.00	-
100-15100-523400	PRINTING & BINDING	-	194.53	500.00	776.50	500.00
100-15100-523500	TRAVEL	2,799.71	6,725.57	9,000.00	327.50	10,000.00
100-15100-523600	DUES & FEES	1,540.51	1,485.00	2,500.00	967.00	2,000.00
100-15100-523700	EDUCATION & TRAINING	7,092.00	6,081.00	10,000.00	780.00	10,000.00
100-15100-523901	BANK CHARGES	246.25	2,383.65	5,000.00	5,303.68	5,000.00
100-15100-523909	CREDIT CARD EXPENSES	23,456.73	25,347.83	15,000.00	16,759.23	15,000.00
100-15100-523940	POSTAGE	902.65	2,172.90	2,500.00	368.14	2,500.00
100-15100-531110	COMPUTER EXPENSE	-	2,278.47	-	-	-
100-15100-531130	OFFICE SUPPLIES	4,046.12	3,968.65	1,000.00	2,487.79	3,000.00
100-15100-531140	SUPPLIES & MATERIALS	1,014.13	83.74	500.00	104.99	500.00
100-15100-531700	MISCELLANEOUS EXPENSE	(2,857.45)	776.06	500.00	454.15	500.00
100-15100-531701	HOSPITALITY/FOOD/BEVERAGE	600.82	146.68	500.00	14.43	750.00
100-15100-531750	UNIFORMS	765.55	24.73	600.00	199.89	500.00
100-15100-541406	STORM WATER/PROPERTY TAX	20,278.82	20,121.28	10,000.00	-	20,000.00
100-15100-542300	FURNITURE & FIXTURES	960.00	345.49	500.00	-	500.00
100-15100-542400	COMPUTER SOFTWARE	18,456.67	35,210.00	20,000.00	-	20,000.00
100-15100-542500	EQUIPMENT	-	1,925.00	1,000.00	-	500.00
Division: 15100 - FINANCIAL ADMINISTRATION Total:		**876,438.08**	**986,408.69**	**941,158.94**	**296,901.63**	**999,448.32**

Current Year and Proposed Year Differences

- $1,000 increase to Travel account for personnel training.
- $10,000 increase to Storm Water/Property Tax.
- $5,000 increase to Annual Audit.
- $45,740 increase to Benefits.

Stockbridge
Where Community Connects

Stockbridge
Where Community Connects

Finance Goals

- Coordinate with CMO to implement OpenGov
- Cross Train Staff
- Increase more external training
- Incorporate training for Departments on:

➢ Requisitions/POs

➢ Accounts Payables

➢ RFPs/ITBs/RFQs

QUESTIONS

Stockbridge

Where Community Connects

Proposed FY2024 Budget

Governing Body

Presenter: Rosalynd Rawls, Executive Assistant to Mayor and Council

Stockbridge
Where Community Connects

- FY2023: $483,620.72
- FY2024 $581,770.72 (Proposed)

Division: 11100 - GOVERNING BODY						
Account Number	Account Description	FY 2021 ACTUAL	FY 2022 ACTUAL	FY 2023 BUDGET	FY 2023 YTD ACTUAL	FY 2024 PROPOSED EXPENDITURES
100-11100-521101	OFFICIAL/ADMINISTRATIVE	1,968.80	5,694.55	7,000.00	7,857.32	14,000.00
100-11100-521301	CODIFICATION	6,814.33	14,102.17	-	-	-
100-11100-522341	COPIER RENTAL	-	-	-	202.60	650.00
100-11100-523310	PUBLIC NOTICES	1,080.00	2,200.00	-	656.00	-
100-11100-523400	PRINTING & BINDING	589.91	3,662.21	2,000.00	1,138.34	4,000.00
100-11100-523500	TRAVEL	23.29	429.20	1,500.00	-	2,000.00
100-11100-523502	TRAVEL MAYOR	1,849.57	4,890.36	5,000.00	4,543.74	10,000.00
100-11100-523503	TRAVEL COUNCIL 1	191.09	(199.05)	5,000.00	5,009.92	10,000.00
100-11100-523504	TRAVEL COUNCIL 2	3,142.69	9,944.44	5,000.00	4,662.49	10,000.00
100-11100-523505	TRAVEL COUNCIL 3	411.91	3,188.43	5,000.00	5,869.02	10,000.00
100-11100-523506	TRAVEL COUNCIL 4	596.75	3,757.95	5,000.00	4,172.86	10,000.00
100-11100-523507	TRAVEL COUNCIL 5	1,565.09	2,285.06	5,000.00	814.42	10,000.00
100-11100-523600	DUES & FEES	-	-	200.00	-	100.00
100-11100-523601	DUES & FEES MAYOR	147.00	102.99	100.00	-	100.00
100-11100-523602	DUES & FEES COUNCIL 1	-	-	100.00	-	100.00
100-11100-523603	DUES & FEES COUNCIL 2	-	-	100.00	-	100.00
100-11100-523604	DUES & FEES COUNCIL 3	-	(580.00)	100.00	-	100.00
100-11100-523605	DUES & FEES COUNCIL 4	-	-	100.00	-	100.00
100-11100-523606	DUES & FEES COUNCIL 5	-	-	100.00	-	100.00
100-11100-523700	EDUCATION & TRAINING	800.00	-	1,500.00	-	2,000.00
100-11100-523702	EDUCATION & TRAINING MAYOR	2,255.00	3,090.00	5,000.00	2,302.15	6,000.00
100-11100-523703	EDUCATION & TRAINING COUNCIL 1	950.00	264.78	5,000.00	2,030.00	6,000.00
100-11100-523704	EDUCATION & TRAINING COUNCIL 2	2,465.00	1,550.00	5,000.00	1,170.00	6,000.00
100-11100-523705	EDUCATION & TRAINING COUNCIL 3	2,080.00	2,204.00	5,000.00	515.00	6,000.00
100-11100-523706	EDUCATION & TRAINING COUNCIL 4	1,390.00	2,218.56	5,000.00	1,170.00	6,000.00
100-11100-523707	EDUCATION & TRAINING COUNCIL 5	985.00	689.78	5,000.00	1,170.00	6,000.00
100-11100-523911	COUNCIL INTIATIVES MAYOR	1,135.48	4,249.02	5,000.00	941.46	5,000.00
100-11100-523912	COUNCIL INTIATIVES COUNCIL 1	13,090.71	23,848.00	5,000.00	16,028.41	5,000.00
100-11100-523913	COUNCIL INTIATIVES COUNCIL 2	10,260.50	5,973.77	5,000.00	1,893.09	5,000.00
100-11100-523914	COUNCIL INTIATIVES COUNCIL 3	9,477.57	10,494.74	5,000.00	-	5,000.00
100-11100-523915	COUNCIL INTIATIVES COUNCIL 4	8,239.49	9,666.78	5,000.00	3,859.99	5,000.00
100-11100-523916	COUNCIL INTIATIVES COUNCIL 5	9,344.13	4,455.33	5,000.00	6,079.62	5,000.00
100-11100-531110	COMPUTER EXPENSE	-	-	-	-	-
100-11100-531130	OFFICE SUPPLIES	2,766.93	3,004.78	2,500.00	718.43	2,500.00
100-11100-531132	COMMITTEE SUPPLIES	-	879.88	-	-	-
100-11100-531700	MISCELLANEOUS EXPENSE	5,211.97	2,849.63	3,000.00	1,288.95	4,000.00
100-11100-531701	HOSPITALITY/FOOD/BEVERAGE	-	3,805.17	7,000.00	1,461.56	7,000.00
100-11100-531747	CIVIC EVENTS	2,720.29	4,762.15	15,000.00	3,991.68	15,000.00
100-11100-531748	YOUTH ADVISORY COUNCIL	20,392.58	22,642.98	21,500.00	6,891.49	21,500.00
100-11100-531750	UNIFORMS	-	-	400.00	38.86	400.00
100-11100-531751	UNIFORMS MAYOR	20.00	-	400.00	-	400.00
100-11100-531752	UNIFORMS COUNCIL 1	508.39	1,017.50	400.00	64.00	400.00
100-11100-531753	UNIFORMS COUNCIL 2	755.48	-	400.00	-	400.00
100-11100-531754	UNIFORMS COUNCIL 3	473.76	-	400.00	-	400.00
100-11100-531755	UNIFORMS COUNCIL 4	20.00	-	400.00	366.09	400.00
100-11100-531756	UNIFORMS COUNCIL 5	(8.55)	443.62	400.00	-	400.00
Division: 11100 - GOVERNING BODY Total:		**113,714.16**	**157,588.78**	**154,600.00**	**86,907.49**	**202,150.00**

Salaries & Fringe Benefits not included

Stockbridge
Where Community Connects

Major Changes for FY2024

- ***Mayor and Council Salary Changes***
- ***Official/Administrative: Retreats (2)***
- ***Travel for Mayor and Council***
  - ***City Summit: January (Atlanta)***
  - ***NLC: Congressional: March (DC)***
  - ***Annual Convention: June (Savannah)***
  - ***NLC City Summit: November (Rotate Cities)***
  - ***Fall Training: Sept. (Jekyll Island)***

Stockbridge

Where Community Connects

Q & A

Stockbridge

Where Community Connects

PERSONNEL SUMMARY

City of Stockbridge --- 2023 Budgeted Positions

Departmental / Budgeted Area	Job Title	Proposed Budget 2024 FTE Budgeted	PTE Budgeted	FTE Filled	PTE Filled	FTE Vacant	PTE Vacant	Account Numbers
Executive	City Manager	1		1				100-13000-511100
	Executive Assistant	1		1				100-13000-511100
	Management Analyst	1		1				100-13000-511100
	Grants Adminisrator	1		1				100-13000-511100
	Receptionist	1		1				100-13000-511100
	Communications Specialist	0		0				100-13000-511100
	Public Information Officer	1		1				100-13000-511100
Finance Administration	Treasurer/CFO	1		1				100-15100-511100
	Senior Accountant	1		1				100-15100-511100
	Budget Analyst	0		0				100-15100-511100
	Accounts Payable Clerk	1		1				100-15100-511100
	Payroll Specialist	1		1				100-15100-511100
	Accountant	1		1				100-15100-511100
	Financial Services Tech	1		1				100-15100-511100
	Purchasing Manager	1		1				100-15100-511100
	Purchasing Clerk	1		1				100-15100-511100
	Purchasing Specialist	1		1				100-15100-511100
Code Enforcement	Code Enforcement Officer	1		1				100-74500-511100
	Code Enforcement Supervisor	1		1				100-74500-511100
	Code Enforcement Officer	1		1				100-74500-511100
Main Street	Main Street Manager	1		1				100-75500-511100
	Main Street Coordinator	1		1				100-75500-511100
Permitting Development	Building Permit Coordinator	1		1				100-72000-511100
	Fire Marshall	1		1				100-72000-511100
Business Services	Occupational Tax Clerk	1		2				100-15160-511100
	Occupational Tax Clerk							100-15160-511100
	Business Services Supervisor	1		1				100-15160-511100
GIS/Planning	GIS Analyst or Technician	1		1				100-75700-511100
City Clerk	City Clerk	1		1				100-11300-511100
	Deputy City Clerk	1		1				100-11300-511100
	Administrative Assistant/Records Coordinator	1		1				100-11300-511100
Human Resources	Human Resources Manager	1		1				100-15400-511100
	Risk Management Specialist	0		0				100-15400-511100
	Human Resources Coordinator	1		1				100-15400-511100
Economic Development	Economic Developmennt Coordinator	0		1				100-75100-511100
	Administrative Assistant	0		0				100-75100-511100
	Economic Development Director	1		1				100-75100-511100
MM Conference Center	Conference Center & Events Manager	1		1				555-15650-511100
	PW Events Technician	1		1				555-15650-511100
	PW Events Technician	1		1				555-15650-511100
	PW Events Supervisor	0		0				555-15650-511100
	Events Coordinator	0		0				555-15650-511100
	Conference Center Coordinator	1		1				555-15650-511100
	Administrative Assistant	1		0				555-15650-511100
	Events Coordinator	1		1				555-15650-511100
Administration-Court	Associate Judge							
	Court Clerk	0		0		1		100-25000-511100
	Deputy Court Clerk	1		1				100-25000-511100
	Administrative Court Clerk	1		1				100-25000-511100
	Judge		1		1			
	Solicitor		1		1			
Governing Body	Mayor		1		1			100-11100-511120
	Admin Assistant to Mayor & Council	1		1				100-11100-511100
	Executive Assistant to Mayor & Council	1		1				100-11100-511100
	City Council		5		5			100-11100-511121
Planner & Zoning	Senior Planner	1		1				100-74100-511100
	Community Development Director	1		1				100-74100-511100
	Permit & License Manager	0		0				100-74100-511100
	Chief Planner	1		1				100-74100-511100
	Executive Assistant	1		1				100-74100-511100
	Planner I	1		1				100-74100-511100

Government Buildings/Property	Facilities Supervisor	1		1				100-15650-511100
	Facilities Technician	1		1				100-15650-511100
	Facilities Technician	1		1				100-15650-511100
Public Works	Administrative Assistant - Public Works	1		1				100-42200-511100
	Crew Leader - Public Works	1		1				100-42200-511100
	Crew Leader - Public Works	1		1				100-42200-511100
	Crew Leader - Public Works	1		1				100-42200-511100
	General Maintenance Supervisor	1		1				100-42200-511100
	Mechanic	1		1				100-42200-511100
	Mechanic	1		1				100-42200-511100
	Public Works Director	1		1				100-42200-511100
	Public Works Technician	1		1				100-42200-511100
	Public Works Technician	1		1				100-42200-511100
	Public Works Technician	1		1				100-42200-511100
	Public Works Technician	1		1				100-42200-511100
	Public Works Technician	1		1				100-42200-511100
	Public Works Technician	1		1				100-42200-511100
	Public Works Technician	1		1				100-42200-511100
	Public Works Technician	1		1				100-42200-511100
	Public Works Technician	1		1				100-42200-511100
	Public Works Technician	1		1				100-42200-511100
	Public Works Technician	1		1				100-42200-511100
	Public Works Technician	0		0		5		100-42200-511100
	Public Works Technician	1		1				100-42200-511100
Sanitation	Utility Billing Clerk- Sanitation	1		1				540-45200-511100
Sewer/Wastewater	Utility Billing Clerk - Sewer	0		0		1		505-43300-511100
	Wastewater Collections Systems Operator I	1		1				505-43300-511100
	Wastewater Collections Systems Operator I	1		1				505-43300-511100
	Wastewater Collections Systems Operator I	1		1				505-43300-511100
	Wastewater Reclamation Plant Superintendent	1		1				505-43300-511100
	Wastewater Chief Collections Operator	1		1				505-43300-511100
	Wastewater Chief Systems Operator	1		1				505-43300-511100
	Wastewater Systems Operator I	1		1				505-43300-511100
	Wastewater Systems Operator III	1		1				505-43300-511100
	Wastewater Systems Operator III	1		1				505-43300-511100
Stormwater	Stormwater Supervisor	1		0		1		510-42500-511100
	Stormwater Technician	1		0		1		510-42500-511100
	Stormwater Technician	1		1				510-42500-511100
	Stormwater Technician	1		1				510-42500-511100
	Stormwater Technician	1		1				510-42500-511100
Water	Utility Billing Supervisor - Water	1		1				505-44200-511100
	Water Superintendent	1		1				505-44200-511100
	Water Systems Technician I	1		1				505-44200-511100
	Water Systems Technician I	1		1				505-44200-511100
	Water Systems Technician I	1		1				505-44200-511100
	Water Systems Technician II	0		1				505-44200-511100
	Water Systems Technician I	1		1				505-44200-511100
	Water Systems Chief Operator	1		1				505-44200-511100
Police	Police Chief	1		1				100-32100-511100
	Deputy Police Chief	0		0				100-32100-511100
	Police Major	3		3				100-32100-511100
	Police Captain	4		4				100-32100-511100
	Lieutenant Commander	3		3				100-32100-511100
	Detective/Corporal	11		11				100-32100-511100
	Sergeant/Staff Sergeant	9		9				100-32100-511100
	Senior Police Officer	11		11				100-32100-511100
	Public Safety Officer	12	3	12		4		100-32100-511100
	Executive Assistant	1		1				100-32100-511100
	Administrative Supervisor	1		1				100-32100-511100
	Records Coordinator	1	1	1				100-32100-511100
	Crime Scene Investigator	2		2				100-32100-511100
	Records Clerk	1		1				100-32100-511100
TOTAL		150	12	150		13		

PROPOSED FY2024
ORGANIZATIONAL CHART

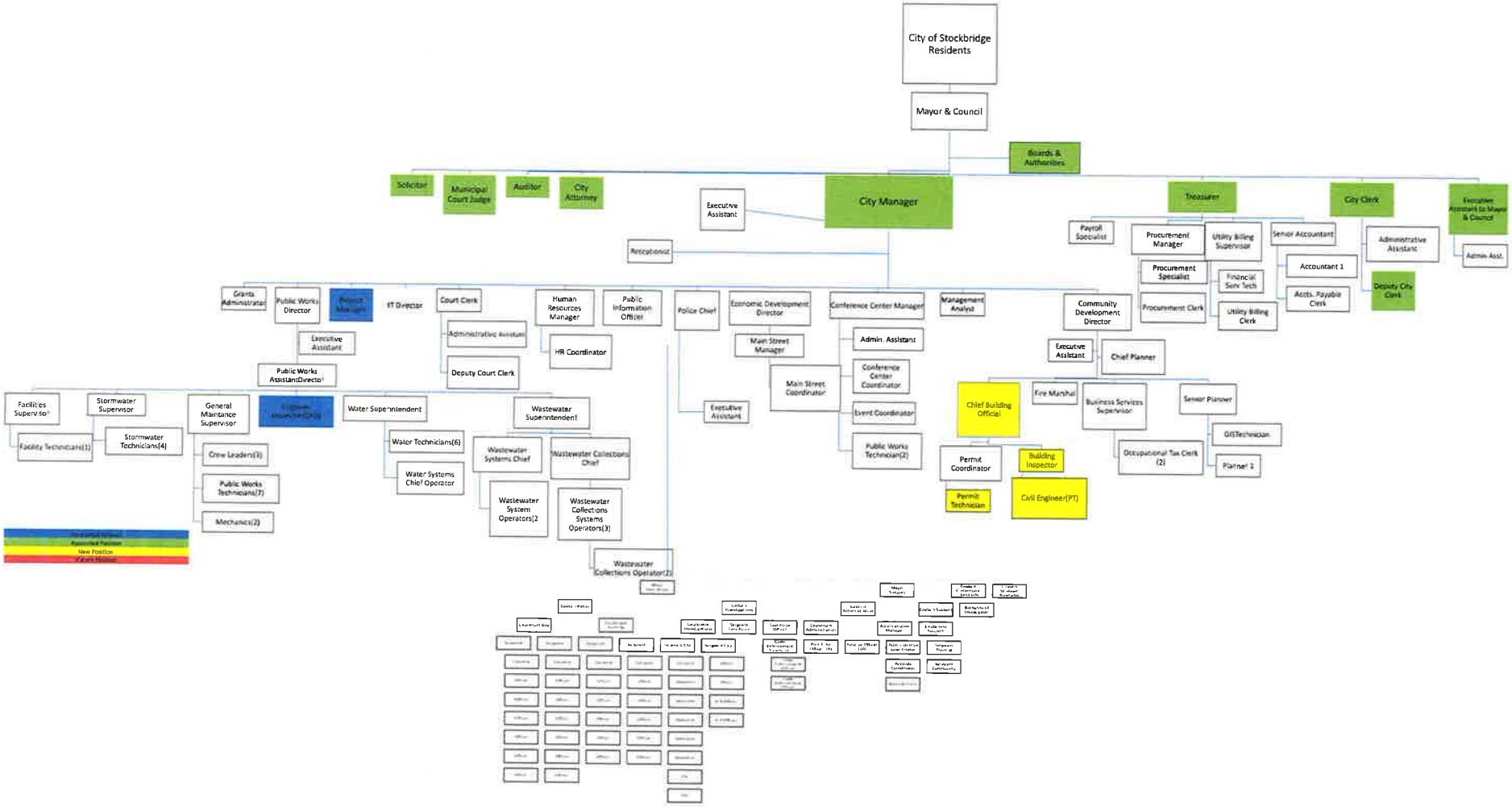

PROPOSED FY2024
PAY & CLASSIFICATION

DEPARTMENT	REPORTS TO	CLASS TITLE	Pay Grade	Min	Mid	Max
City Clerk	City Manager	Receptionist	101	$31,200.31	$39,780.39	$48,360.47
MMCC	Conference Center Manager	Public Works Technician	102	$32,760.32	$41,769.41	$50,778.50
Public Works	General Maintenance Supervisor	Public Works Technician	102	$32,760.32	$41,769.41	$50,778.50
Unassigned	Unassigned	Unassigned	103			
Police	Administrative Manager	Records Clerk	104	$36,118.25	$46,050.77	$55,983.29
Sanitation	Utility Billing Supervisor	Utility Billing Clerk	104	$36,118.25	$46,050.77	$55,983.29
Sewer	Utility Billing Supervisor	Utility Billing Clerk	104	$36,118.25	$46,050.77	$55,983.29
Sewer	Wastewater Superintendent	Wastewater Collections Operator I	104	$36,118.25	$46,050.77	$55,983.29
Sewer	Wastewater Superintendent	Wastewater Systems Operator I	105	$37,924.17	$48,353.31	$58,782.46
Sewer	Wastewater Superintendent	Wastewater Technician I	105	$37,924.17	$48,353.31	$58,782.46
Water	Water Systems Superintendent	Water Systems Technician I	105	$37,924.17	$48,353.31	$58,782.46
Public Works	Public Works Administrative Assistant	Administrative Assistant	106	$39,820.37	$50,770.98	$61,721.58
Public Works	Facility Maintenance Supervisor	Facility Maintenance Technician	106	$39,820.37	$50,770.98	$61,721.58
Public Works	General Maintenance Supervisor	Mechanic	106	$39,820.37	$50,770.98	$61,721.58
Stormwater	Stormwater Supervisor	Stormwater Technician	106	$39,820.37	$50,770.98	$61,721.58
Administration	Senior Accountant	Accounts Payable Clerk	107	$41,811.39	$53,309.53	$64,807.66
Business Services	Business Services Supervisor	Occupational Tax Clerk	107	$41,811.39	$53,309.53	$64,807.66
Administration	Procurement Manager	Procurement Clerk	107	$41,811.39	$53,309.53	$64,807.66
Public Works	General Maintenance Supervisor	Public Works Crew Leader	107	$41,811.39	$53,309.53	$64,807.66
Sewer	Wastewater Superintendent	Wastewater Systems Operator II	107	$41,811.39	$53,309.53	$64,807.66
Water	Water Superintendent	Water Systems Technician II	107	$41,811.39	$53,309.53	$64,807.66
Code Enforcement	Community Development Director	Code Enforcement Officer	108	$43,901.96	$55,975.00	$68,048.04
Main Street	Main Street Manager	Main Street Coordinator	108	$43,901.96	$55,975.00	$68,048.04
Police	Administrative Manager	Records Coordinator	108	$43,901.96	$55,975.00	$68,048.04
Police	Police Sergeant	Public Safety Officer	108	$43,901.96	$55,975.00	$68,048.04
City Clerk	City Clerk	Administrative Assistant/Records Coord.	108	$43,901.96	$55,975.00	$68,048.04
Water	Water Superintendent	Water Systems Technician III	108	$43,901.96	$55,975.00	$68,048.04
Permitting	Community Development Director	Building Permit Coordinator	109	$46,536.08	$59,333.50	$72,130.92
Business Services	Community Development Director	Business Services Supervisor	109	$46,536.08	$59,333.50	$72,130.92
Police	Police Sergeant	Crime Scene Investigator	109	$46,536.08	$59,333.50	$72,130.92
MMCC	Conference Center Manager	Conference Center Coordinator	109	$46,536.08	$59,333.50	$72,130.92
Municipal Court	Court Clerk	Deputy Court Clerk	109	$46,536.08	$59,333.50	$72,130.92
Human Resources	Human Resources Manager	Human Resources Coordinator	109	$46,536.08	$59,333.50	$72,130.92

2024 - Corrected

PROPOSED FY2024
PAY & CLASSIFICATION

Administration	Treasurer/CFO	Payroll Specialist	109	$46,536.08	$59,333.50	$72,130.92
Police	Police Sergeant	Police Officer	109	$46,536.08	$59,333.50	$72,130.92
Water	Treasurer/CFO	Utility Billing Clerk Supervisor	109	$46,536.08	$59,333.50	$72,130.92
Police	Police Sergeant	Detective	110	$49,328.24	$62,893.51	$76,458.78
MMCC	Conference Center Manager	Events Coordinator	110	$49,328.24	$62,893.51	$76,458.78
Executive	City Manager	Executive Assistant	110	$49,328.24	$62,893.51	$76,458.78
Police	Police Chief	Executive Assistant to Chief of Police	110	$49,328.24	$62,893.51	$76,458.78
Governing Body	Mayor & Council	Executive Assistant to Mayor & Council	110	$49,328.24	$62,893.51	$76,458.78
Planning	Senior Planner	GIS Technician	110	$49,328.24	$62,893.51	$76,458.78
Police	Police Sergeant	Senior Crime Scene Investigator	110	$49,328.24	$62,893.51	$76,458.78
Police	Police Sergeant	Senior Police Officer	110	$49,328.24	$62,893.51	$76,458.78
Administration	Senior Accountant	Acccuntant	111	$52,287.94	$66,667.12	$81,046.31
City Clerk	City Clerk	Deputy City Clerk	111	$52,287.94	$66,667.12	$81,046.31
Planning	Senior Planner	Planner 1	112	$55,425.22	$70,667.15	$85,909.08
Police	Police Sergeant	Police Corporal	112	$55,425.22	$70,667.15	$85,909.08
Finance	Procurement Manager	Procurement Specialist	112	$55,425.22	$70,667.15	$85,909.08
Executive	City Manager	Public Information Officer	112	$55,425.22	$70,667.15	$85,909.08
Stormwater	Public Works Director	Stormwater Supervisor	112	$55,425.22	$70,667.15	$85,909.08
Administration	Treasurer/CFO	Budget Analyst	113	$58,750.73	$74,907.18	$91,063.63
MMCC	City Manager	Conference Center Manager	113	$58,750.73	$74,907.18	$91,063.63
Municipal Court	City Manager	Court Clerk	113	$58,750.73	$74,907.18	$91,063.63
Main Street	Economic Development Director	Main Street Manager	113	$58,750.73	$74,907.18	$91,063.63
Administration	Treasurer/CFO	Senior Accountant	113	$58,750.73	$74,907.18	$91,063.63
Sewer	Wastewater Superintendent	Wastewater Collections Chief Operator	113	$58,750.73	$74,907.18	$91,063.63
Sewer	Wastewater Superintendent	Wastewater Systems Chief Operator	113	$58,750.73	$74,907.18	$91,063.63
Water	Water Superintendent	Water Systems Chief Operator	113	$58,750.73	$74,907.18	$91,063.63
Executive	City Manager	Management Analyst	113	$58,750.73	$74,907.18	$91,063.63
Unassigned	Unassigned	Unassigned	114			
Code Enforcement	Community Development Director	Code Enforcement Supervisor	115	$66,012.32	$84,165.71	$102,319.09
Public Works	Public Works Director	Facilities Maintenance Supervisor	115	$66,012.32	$84,165.71	$102,319.09
Public Works	Public Works Director	General Maintenance Supervisor	115	$66,012.32	$84,165.71	$102,319.09
Information Technology	Information Technology Director	Network Administrator	115	$66,012.32	$84,165.71	$102,319.09
Police	Police Lieutenant	Police Sergeant	115	$66,012.32	$84,165.71	$102,319.09
Planning	Community Development Director	Senior Planner	115	$66,012.32	$84,165.71	$102,319.09

PROPOSED FY2024
PAY & CLASSIFICATION

Police	Police Captain	Administrative Manager	116	$69,973.06	$89,215.65	$108,458.24
Public Works	Public Works Director	Assistant Public Works Director	116	$69,973.06	$89,215.65	$108,458.24
Executive	City Manager	Grants Administrator	116	$69,973.06	$89,215.65	$108,458.24
Police	Police Captain	Police Lieutenant	116	$69,973.06	$89,215.65	$108,458.24
Sewer	Public Works Director	Wastewater Plant Superintendent	116	$69,973.06	$89,215.65	$108,458.24
Water	Public Works Director	Water Superintendent	116	$69,973.06	$89,215.65	$108,458.24
Planning	Community Development Director	Chief Planner	117	$74,171.44	$94,568.59	$114,965.73
Econ Development	City Manager	Economic Development Director	117	$74,171.44	$94,568.59	$114,965.73
Executive	City Manager	Information Technology Director	117	$74,171.44	$94,568.59	$114,965.73
Police	Police Major	Police Captain	117	$74,171.44	$94,568.59	$114,965.73
Finance	Treasurer/CFO	Procurement Manager	117	$74,171.44	$94,568.59	$114,965.73
Executive	City Manager	Project Manager	117	$74,171.44	$94,568.59	$114,965.73
Permitting	Community Development Director	Fire Marshal	118	$79,363.44	$101,188.39	$123,013.34
Police	Police Chief	Police Major	118	$79,363.44	$101,188.39	$123,013.34
City Clerk	Mayor & Council	City Clerk	119	$84,918.88	$108,271.58	$131,624.27
Human Resources	City Manager	Human Resources Manager	119	$84,918.88	$108,271.58	$131,624.27
Executive	City Manager	Community Development Director	120	$90,863.21	$115,850.59	$140,837.97
Public Works	City Manager	Public Works Director	120	$90,863.21	$115,850.59	$140,837.97
Executive	Mayor & Council	Treasurer/CFO	121	$97,223.63	$123,960.13	$150,696.63
Executive	City Manager	Police Chief	123	$111,311.33	$141,921.95	$172,532.57
Executive	Mayor & Council	City Manager	125	$127,440.35	$162,486.44	$197,532.54

Stockbridge

Where Community Connects

THE BRIDGE

STOCKBRIDGE

EST. 2021

AMPHITHEATER

4650 N. HENRY BLVD. STOCKBRIDGE, GA 30281

A Mid-Season Recap

Presented by Harold J. Young

August 10,2023

Stockbridge Amphitheater Staff

Harold J. Young
General Manager/Consultant

Anthony (Tony) Starling
Director of Operations

James Smartt
Director of Marketing

Phillip Houston
Director of Transportation

Sammy Mumphery
Head of Security

Jerome Derrickson
Talent Buyer

Stockbridge Amphitheater Staff

Val Copeland
Social Media Director

Ne'Corey Anderson
Video Director

Donie Hogan
Lead Chef/Catering

Jeremy (Fonzy) Brown
Stage Manager

De'Angleo Campbell
Custodial Services

Palmer Williams, Jr.
Resident Host

Stockbridge Amphitheater Staff

Chancanso (DJ Skillz) Tolbert
Resident DJ

Brian Ward
Backline

Patrick (Pat) Callocchio
Sound/Lights/Production

Madonna Baker
Artist Relations



Latoya Williams
Artist Relations

Greeters and Ushers

Upcoming Concerts

Date	Artist
Sat. Aug. 12	Patti Labelle & EnVogue
Sat. Aug. 19	Ohio Players & Tower of Power
Sat. Sep. 2	70's Soul Jam featuring The Stylistics, The Emotions, Blue Magic, The Intruders, and Eddie Holman All White Party
Sat. Sep. 16	Babyface and Stokley
Sat. Sep. 23	Stephanie Mills, Jeffery Osborne and Michael Colyar
Sat. Sep 30	BRIDGEFEST – FREE EVENT Tribute Show featuring Refugee-Tom Petty, Fleetwood Mack~~ed~~ with special tribute to Stevie Wonder. Special guest Angie Stone with special surprise guest.
Sun. Oct 1	Tucka, King George, Sir Charles, TK Soul, Calvin Richardson, Nellie "Tiger" Travis, JCNae, Marvin Dixon, and Fat Daddy, hosted by MC Lightfoot
Fri. Oct 6	Lee Brice, Matt Stell, and Dylan Marlowe
Sat. Oct. 7	Village People, Sister Sledge, and C & C Music Factory
Sat. Oct 14	Monique, Nephew Tommy, JR, Dominique, and Rodney Perry
Sat. Oct. 21	Ludacris and Rich The Kid

Stockbridge

Where Community Connects

THE BRIDGE STOCKBRIDGE AMPHITHEATER
4650 N. HENRY BLVD. STOCKBRIDGE, GA 30281

Incognito with Maysa

Sunday, June 11th

- Tickets were sold everyday they were on sale.
- There were 5 separate days when over 200 tickets were sold.
- The largest number of tickets sold on one day. was on June 3rd when 320 tickets were sold.
- During the 30 days run we averaged 42 tickets per day.

Stockbridge
Where Community Connects

SOLD OUT 2 SHOWS

THE BRIDGE STOCKBRIDGE AMPHITHEATER

Fantasia and Joe

Saturday, July 15th & Sunday, July 16th

- The ticket sales for this show were strong at the beginning and never stopped.
- On the first full day of ticket sales – 244 tickets were sold. Average cost - $128.00.
- 17 separate days where 70+ tickets were sold.
- Throughout the 97-day run, an average of 37 tickets were sold each day.

Stockbridge
Where Community Connects

SOLD OUT

THE BRIDGE STOCKBRIDGE AMPHITHEATER
4650 N. HENRY BLVD. STOCKBRIDGE, GA 30281

The O'Jays, The Whispers and Johnny Gill

Saturday, August 5th

- Tickets were sold everyday
- The normal ticket buying patterns didn't matter. Tickets were bought outside the typical times – 1st and 15th of the month.
- 8 separate days where 100+ tickets were sold, and 19 separate days were 50+ tickets were sold.
- Throughout the 113-day run, an average of 33 tickets were sold each day.

Stockbridge
Where Community Connects

TM CONSULTANTS
FITTING THE PIECES TOGETHER

THE BRIDGE
STOCKBRIDGE
AMPHITHEATER

TM Consultants is the agency of record for the Stockbridge Amphitheater. We specialize in marketing, brand development, business and political consulting. Our team of consultants have a over 100 years combined experience in in radio sales, print advertising, television sales, social media marketing, photography and video production, management, and community outreach.

TM Consultants Core Team

Tanya Barnhill Turnley
President

Lenore Andrews
Senior Marketing Consultant

Mark Jenkins
Video & Photo Production

Marcos Thomas
Digital Marketing

Cliff Bennett
Non-Urban Audio Production



Lance Panton
Urban Audio Production

Stockbridge

Where Community Connects

Getting the Message Out - Radio

THE BRIDGE STOCKBRIDGE AMPHITHEATER

To get our message out on a consistent basis, we use a variety of radio stations in Atlanta and Macon.

HOT 107.9 ATLANTA'S NUMBER ONE HIP-HOP STATION

JAZZ WCLK Clark Atlanta University 91.9

MAJIC 107.5/97.5 THE REAL SOUND OF ATLANTA

V 101.7

Smooth Jazz 101.1 100.1

105.1 FM KISS 107.5 FM

Praise 102.5 Atlanta's Inspiration Station

MAJIC 100 FM Classic R&B Oldies 24 Hours a day at 100.1FM!

V-103 THE PEOPLE'S STATION

CLASSIX 102.9 ATLANTA'S CLASSIC R&B

Stockbridge
Where Community Connects

Getting the Message Out - Television

THE BRIDGE
STOCKBRIDGE
AMPHITHEATER
4650 N. HENRY BLVD. STOCKBRIDGE, GA 30281

To get our message out on a consistent basis, we use a variety of television channels in Atlanta and Macon.

BET
OWN
bravo
HGTV
VH1
WE tv
food network
Lifetime
tbs
MSNBC
THE HISTORY CHANNEL
WHERE THE PAST COMES ALIVE.
usa
Hallmark CHANNEL
TNT
ESPN

Stockbridge

Where Community Connects

Billboard Advertising

THE BRIDGE STOCKBRIDGE AMPHITHEATER

Our relationship with the Convention and Visitors Bureau gives us access to seven billboards across the county.

Stockbridge
Where Community Connects

Billboard Locations

THE BRIDGE
STOCKBRIDGE
AMPHITHEATER
4650 N. HENRY BLVD. STOCKBRIDGE, GA 30281

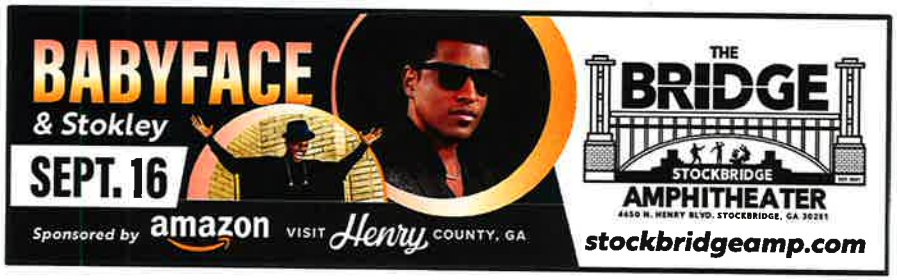

1.) Right-hand read, I-75 & SR 54 in Morrow

2.) Right-hand read, north of Exit 224

3.) Left-hand read, south of Exit 221

4.) Left-hand ready, north of Gresham Rd. overpass in Marietta

5.) Right-hand read, south of Delk Rd., in Marietta

6.) Right-hand read, I-24 west of Jct. w/I-175 in Chattanooga

7.) Right-hand read, I-75 north of Exit 1 in Chattanooga

Stockbridge
Where Community Connects

Social Media - facebook

THE BRIDGE
STOCKBRIDGE
AMPHITHEATER
4650 N. HENRY BLVD. STOCKBRIDGE, GA 30281

Results for the Last 28 days (as of August 8, 2023)

facebook

Page overview

Create a post | Last 28 days

Discovery

Post reach	86,141
Post engagement	23,688
New Page likes	619
New Page Followers	1,205

Interactions

Reactions	5,498
Comments	1,697
Shares	537
Photo views	3,931
Link clicks	1,890

Post reach – number of people who saw the post at least once

Post engagement – number of actions (like, comment, share, click the link, etc.) involving your post

Reactions – another way someone can share the post such as love, like, Haha, WOW, etc.

Stockbridge

Where Community Connects

Social Media - Instagram

Instagram

The Stockbridge Amphitheater patrons are very active on all facets of social media.

Results for the last 7 days from August 8, 2023.

All Last 7 Days

Accounts reached

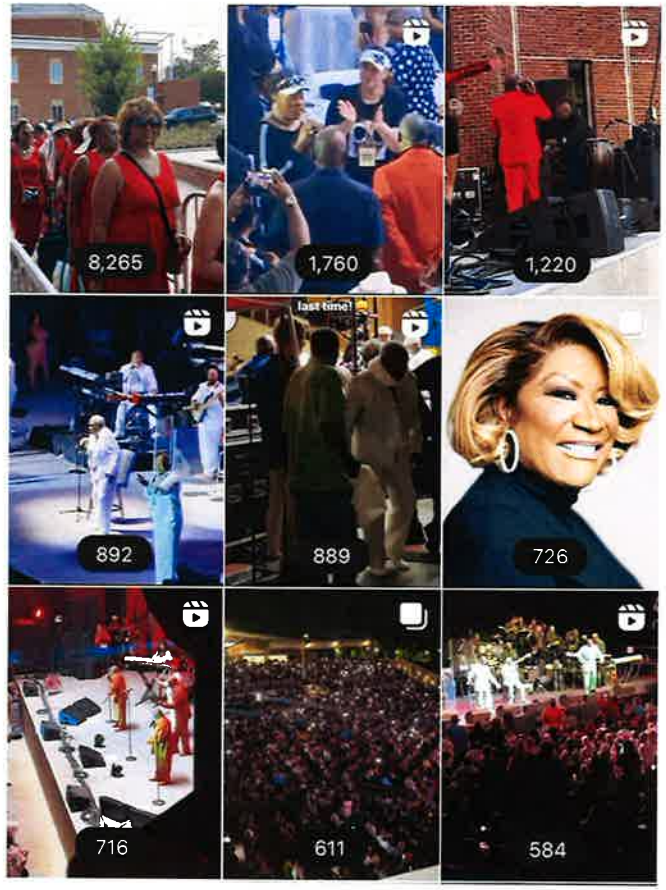

THE BRIDGE STOCKBRIDGE AMPHITHEATER

Stockbridge
Where Community Connects

Social Media - TikTok

THE BRIDGE
STOCKBRIDGE
AMPHITHEATER
4650 N. HENRY BLVD. STOCKBRIDGE, GA 30281

TikTok

StockbridgeAmp

@stockbridgeamp

40 Following
1007 Followers
18.3K Likes

Edit profile Add friends

Stockbridge Amphitheater
4650 N Henry Blvd, Stockbridge, GA
Stockbridgeamp.com

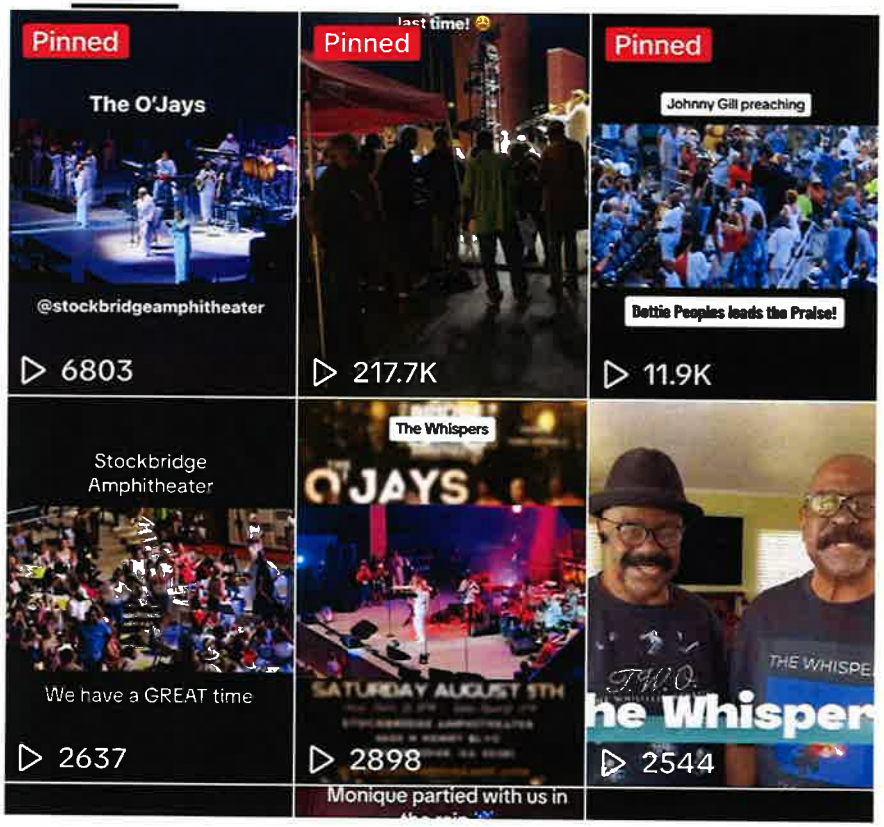

Concert Eblast & Street Teams

The data base regional reach for the metro Atlanta area is approximately 12k+. However, since Atlanta is a destination market, the distribution was increased to include entire data base of national 250K+.

The average open rate is a **34%** for this show. The national average is 21.5%.

The eblast targeted several regional cities within traveling distance to Stockbridge:

1.Five Points
2.Ponce/Monro area
3.Downtown Decatur
4.College Park/East Point
5.Fayetteville
6.City of Tyrone
7.Lawrenceville
8.Snellville

The Street Team targeted a variety of businesses in the community.

The Street Team reaches people where they eat and play.

This 'old school' method still works because you can engage customers directly.

Stockbridge
Where Community Connects

The Patrons Are Saying...

THE BRIDGE STOCKBRIDGE AMPHITHEATER

aliciab1728 2w
Excellent venue! Always a good time & awesome service!!!
2 likes Reply Hide

therealjalakiss 2w
Customer service is TOP NOTCH!!!!
3 likes Reply Hide

mszladytee 2w
Appreciated the rain ponchos and Boys to Men were Awesome
1 like Reply Hide

Tracey Santiago
So awesome! Ya'll are the best venue hands down!
2w Like Reply Hide 1

Avis Belle
The bridge got it. Keep up the good work great productions, wonderful venue. 😍😍 😍💯💯💯
2w Like Reply Hide 2

Follower
April Greene Siggal RN
OMG I cried through the whole O'Jays performance. This was the best concert I've been to in a long time. So beautiful to see Mr Eddie Levert 💙

Stockbridge

Where Community Connects

THE BRIDGE

STOCKBRIDGE

AMPHITHEATER

4650 N. HENRY BLVD. STOCKBRIDGE, GA 30281

Takeaways:

- As long as there is world-class entertainment, the public will come.
- The longer the lead time from the start of the marketing campaign to the concert date, the stronger the possibility of consistence ticket sales.
- Upcoming marketing elements include: targeted display ads, social media ads(Facebook & Instagram), YouTube advertising and Streaming audio.

Stockbridge Box Office Receipts

Event Date & Time	Event Name	Total Tickets Sold & Percentage to Sell Out (3,500)	Gross Before Rebates	Rebates to Stockbridge	Net Income Before Expenses
Fri. Apr. 14 – 8PM	The Isley Brothers	2,744–78%	$237,484.50	$11,155.00	$248,639.50
Sat. May 13 – 8PM	Maxwell: The Night Tour	3,341–95%	$275,386.50	$13,525.00	$288,911.50
Sun. May 14 – 8PM	Maxwell: The Night Tour	2,429–69%	$218,284.50	$9,855.00	$228,139.50
Sat. May 27 – 7PM	Churchin' At the Bridge	1,540–44%	$72,916.00	$5,060.00	$77,926.00
Sat. Jun 3 – 8PM	Monica and Tank	2,686–77%	$221,117.00	$10,410.00	$231,827.00
Sun. Jun 11 – 7PM	Incognito with Maysa	1,265—36%	$29,976.50	$2,140.00	$32,116.50
Mon. Jun 19 –3PM	Juneteenth Music **FREE** Fest.	3,237—92%	$0.00	$0.00	$0.00
Tue. Jul 4—5PM	4th of July **FREE** Music Fest.	3,231—92%	$0.00	$0.00	$0.00
Sat. Jul 15—8PM	Fantasia and Joe -- **SOLD OUT**	3,552—101%	$303,471.00	$15,215.00	$318,666.00
Sun. Jul 16—8PM	Fantasia and Joe – **SOLD OUT**	3,534—101%	$292,173.00	$14,845.0	$307,018.00
Sat. Jul 22—8PM	Bringing in the Funk: Cameo, Zapp and The City	1,759—50%	$88,355.00	$5,245.00	$83,600.50
Sun. Jul 23—7PM	Boys II Men and Brownstone	2,125—61%	$136,074.00	$6,160.00	$142,234.50
Sat. Aug 5—8PM	O'Jays, Whispers and Johnny Gill—**SOLD OUT**	3500—100%	$288,805.00	$14,805.00	$303,450.00

Stockbridge Total Intake	
Total Gross Before Rebates	$2,164,043.00
Total Rebates to Stockbridge	$108,415.00
Total Net Income before Expenses	$2,262,529.00
Total Attendance	34,943
Total Paid Attendance	28,475
Average Show Attendance	2,687—77%
Average Ticket Price	$79.46
Number of Shows Reviewed	13

2023 Stockbridge Amphitheater

EVENT DATE AND TI	EVENT NAME	NET	Expense/Concert	PROFIT/LOSS	Concessions
Fri, Apr 14, 2023	The Isley Brothers	$ 248,639.50	$ 312,140.00	$ (63,500.50)	$ 5,000.00
Sat, May 13, 2023	Maxwell: The Night Tour	$ 288,911.50	$ 305,465.00	$ (16,553.50)	$ 5,000.00
Sun, May 14, 2023	Maxwell: The Night Tour	$ 228,139.50	$ 308,465.00	$ (80,325.50)	$ 5,000.00
Sat, May 27, 2023	Churchin' At The Bridge	$ 77,926.00	$ 110,250.00	$ (32,324.00)	$ 4,000.00
Sat, Jun 3, 2023	Monica/Tank	$ 231,827.00	$ 210,275.00	**$ 21,552.00**	$ 4,000.00
Sun, Jun 11, 2023	Incognito with Maysa	$ 32,116.50	$ 75,000.00	$ (42,883.50)	$ 3,500.00
Mon, Jun 19, 2023	**Juneteenth Music Festival: FREE EVENT**	**$ -**		$ -	
Tue, Jul 4, 2023	**FREE EVENT: 4th of July Music Concert Extravaganza**	**$ -**		$ -	
Sat, Jul 15, 2023	Fantasia and Joe: SOLD OUT	$ 318,666.00	$ 254,987.00	**$ 63,679.00**	$ 4,000.00
Sun, Jul 16, 2023	Fantasia and Joe (SOLD OUT)	$ 307,018.00	$ 254,987.00	**$ 52,031.00**	$ 4,000.00
Sat, Jul 22, 2023	Bringing the Funk Concert: Cameo, Zapp and The City	$ 83,600.50	$ 81,972.00	**$ 1,628.50**	$ 4,000.00
Sun, Jul 23, 2023	Boys II Men	$ 142,234.50	$ 175,000.00	**$ (32,765.50)**	$ 4,000.00
Sat, Aug 5, 2023	Ojay's, The Whispers. Johnny Gill (SOLD OUT)	$ 303,450.00	$ 242,509.00	**$ 60,941.00**	$ 4,000.00
	TOTALS AS AUGUST 8, 2023	**$ 2,262,529.00**	**$ 2,331,050.00**	**$ (68,521.00)**	$ 46,500.00
			$ 900,000.00	**BUDGET from the City of Stockbridge**	
			$ 100,000.00	AMAZON SPONSORSHIP	
			$ 30,000.00	VYSTAR SPONOSORSHIP	
			$ 46,500.00	BOJANGLESS AND BELLY FULL CONESSIONS	
			$ 2,500.00	VIN & ROSH REALTOR	
			$ 1,079,000.00	**TOTAL INCOME OUTSIDE OF TICKETS SALES**	
			$ (68,521.00)	**PROFIT/LOSS**	
			$ 1,010,479.00	**BALANCE FOR AMPHITHEATER**	

Stockbridge 23 Concert Series Running Report

	Isley Brothers	Maxwell day 1	Maxwell day 2	Gospel Prais	Monica/Tank	Sunday Sessic	Juneteenth	Fantasia	Fantasia	Cameo	Boys II Men	The Ojays	Total
Total gross sales / I	$ 11,172.00	$ 13,672.11	$ 10,926.00	$ 775.00	$ 13,493.00	$ 2,643.00	$ 7,754.00	$ 11,406.00	$ 12,213.00	$ 6,143.00	$ 6,356.00	$ 9,121.00	**$ 105,674.11**
Expenses	$ 6,213.81	$ 6,860.00	$ 5,619.30	$ 1,356.00	$ 6,984.00	$ 2,206.00	$ 4,172.88	$ 5,960.00	$ 4,640.00	$ 3,325.00	$ 3,169.00	$ 4,726.00	$ 55,231.99
Profit	$ 4,958.19	$ 6,812.11	$ 5,306.70	$ -	$ 6,508.37	$ 437.00	$ 3,581.12	$ 5,446.00	$ 7,573.00	$ 2,818.00	$ 3,187.00	$ 4,395.00	**$ 51,022.49**
x35% StockBridg	**$ 1,735.36**	**$ 2,384.24**	**$ 1,857.35**	**$ -**	**$ 2,277.93**	**$ 152.95**	**$ 1,253.39**	**$ 1,906.10**	**$ 2,650.55**	**$ 986.30**	**$ 1,115.45**	**$ 1,538.25**	**$ 17,857.87**
TAH%	$ 3,222.83	$ 4,427.87	$ 3,449.35	$ -	$ 4,230.44	$ 284.05	$ 2,327.73	$ 3,539.90	$ 4,922.45	$ 1,831.70	$ 2,071.55	$ 2,856.75	$ 33,164.62
Event date	4/14/2023	5/13/2023	5/14/2023	5/27/2023	6/3/2023	6/11/2023	8/18/2022	7/15/2023	7/16/2023	7/22/2023	7/23/2023	8/5/2023	

Items Report

Aug 5, 2023 5:00 PM - Aug 5, 2023 11:59 PM

Requested on: Aug 9, 2023 8:35 AM
Filters: Item Type = Revenue Items

Categories: Stockbridge
The report reflects all revenue items in paid, partially paid, partially refunded and refunded status. Does not include open orders.
Items assigned to multiple categories are reported in just one category (the one created first).
This report includes partial refunds.

Gross Sales	$9,121.00
Net Sales	$9,121.00
COGS	$0.00
Gross Profit	$9,121.00
Gross Profit Margin	100.00%

Category Name	Name	Gross Sales	Net Sales	Sold	Refunded	Discounts	Repayment Refunds		% Net Sales	Avg Item Size	COGS	Gross Profit
Stockbridge												
	Double Cocktail	$4,290.00	$4,290.00	195	0	$0.00	$0.00	$0.00	20.19%	$22.00	$0.00	$4,290.00
	Single Cocktail	$3,570.00	$3,570.00	238	0	$0.00	$0.00	$0.00	16.80%	$15.00	$0.00	$3,570.00
	Beer 12oz	$966.00	$966.00	138	0	$0.00	$0.00	$0.00	4.55%	$7.00	$0.00	$966.00
	Water	$194.00	$194.00	97	0	$0.00	$0.00	$0.00	0.91%	$2.00	$0.00	$194.00
	Lemonade	$60.00	$60.00	10	0	$0.00	$0.00	$0.00	0.28%	$6.00	$0.00	$60.00
	virgin frozen	$32.00	$32.00	4	0	$0.00	$0.00	$0.00	0.15%	$8.00	$0.00	$32.00
	Juice	$9.00	$9.00	3	0	$0.00	$0.00	$0.00	0.04%	$3.00	$0.00	$9.00
Total (Stockbridge)		$9,121.00	$9,121.00	685	0	$0.00	$0.00	$0.00	42.92%	$13.32	$0.00	$9,121.00
TOTAL		**$9,121.00**	**$9,121.00**	**685**	**0**	**$0.00**	**$0.00**	**$0.00**	**42.92%**	**$13.32**	**$0.00**	**$9,121.00**

Stockbridge

Where Community Connects

THE BRIDGE

STOCKBRIDGE

EST. 2021

AMPHITHEATER

4650 N. HENRY BLVD. STOCKBRIDGE, GA 30281

Thank you for your time and attention.

STOCKBRIDGE MUNICIPAL COURT

BUDGET PRESENTATION

August 10, 2023

Genea Stanley, Clerk of Court

STOCKBRIDGE MUNICIPAL COURT

Stockbridge
Where Community Connects

MISSION

The mission of Stockbridge Municipal Court is to provide timely, fair resolution of all matters coming before it, and to ensure that all users are afforded ready access. The court is committed to ensuring administrative efficiency, delivering professional and courteous service, and maintaining public confidence in the court's ability to impartially dispense justice.

MUNICIPAL COURT AT-A-GLANCE

FY23 YTD Cases by Types			
	Filed	Disposed	*Pending*
Misdemeanors - Traffic	2,704	2,143	255
Misdemeanors - Other	80	80	74
Parking	46	37	21
Local Ordinance	682	331	58
Totals	3,512	2,591	408

• Judge (PT)	1
• Solicitor (PT)	1
• Court Staff (FT)	3
• Avg. # Of cases filed per month	501
• Avg. # of cases closed per month	370

STOCKBRIDGE MUNICIPAL COURT

Stockbridge
Where Community Connects

COURT ORGANIZATIONAL STRUCTURE

CLERK'S OFFICE & FINANCIAL OPERATIONS	COURTROOM & PRETRIAL OPERATIONS	DATA MANAGEMENT & QUALITY CONTROL	DAILY OPERATIONS	PRETRIAL DIVERSION & PROBATION
Data entry of citations and processing warrant applications from businesses Motions filed by attorneys Judge's Orders Receipt of fines and fees; provides deposit and reports to Finance.	Ensures cases are properly adjudicated and reported to DDS and GCIC. Provides driving and criminal history information to Solicitor; administrative and clerical support during court. Makes digital recordings of trials. Processes all warrants and license suspensions.	Reports to AOC all citations filed/closed by case type, schedules court hearings, and manages individual case data inside case management system. Ensures the accuracy of data entered into the Court's case management system and performs data audits.	Answers phones and provides customer service to patrons. Prepares witness/victim subpoenas Responds to discovery requests by attorneys as well as open records requests for case information	Tracks PTD program participants and accepts program fees Coordinates successful completion of program and probation with contractor.

STOCKBRIDGE MUNICIPAL COURT

Stockbridge
Where Community Connects

FEATURES OF MUNICIPAL COURT

- Arraignments (SPD, SCE, HCAC, GSP) are held 1st and 3rd Wednesdays.
- Probable Cause hearings held the last Friday of each month.
- Virtual arraignments/bond hearings are scheduled as needed (hybrid and remote).
- Business calendars are specially set to address delinquent businesses.
- Bench trials are scheduled the 2nd Wednesday of each month.
- Calendars are balanced to accommodate up to 85 defendants.
- For optimal efficiency, court days require three (3) court team members and two (2) bailiffs.

STOCKBRIDGE MUNICIPAL COURT

FY23 CASE METRICS BY MONTH

TOTAL CASES FILED – 3512
TOTAL CASES CLOSED - 2591

CLOSURE RATE – 74%

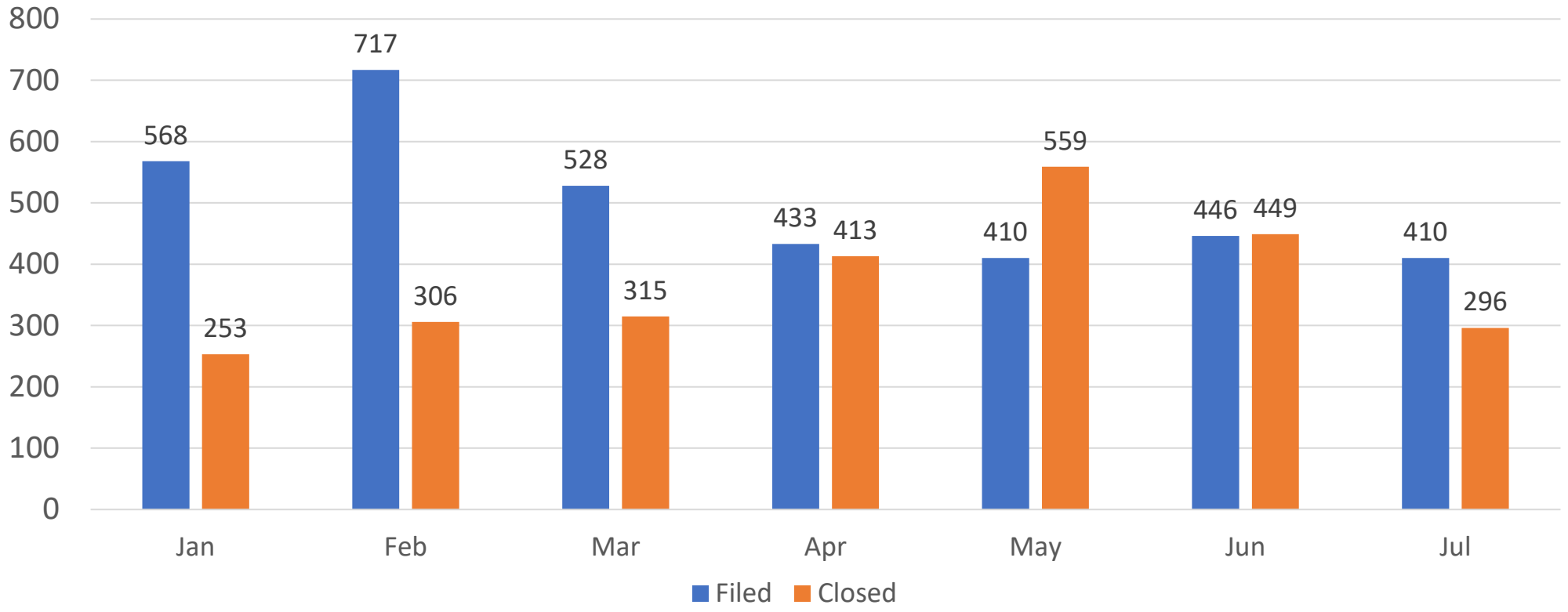

STOCKBRIDGE MUNICIPAL COURT

COURT OPERATIONS | TOTAL CASES FILED BY COMPARISON (FY21/FY22)

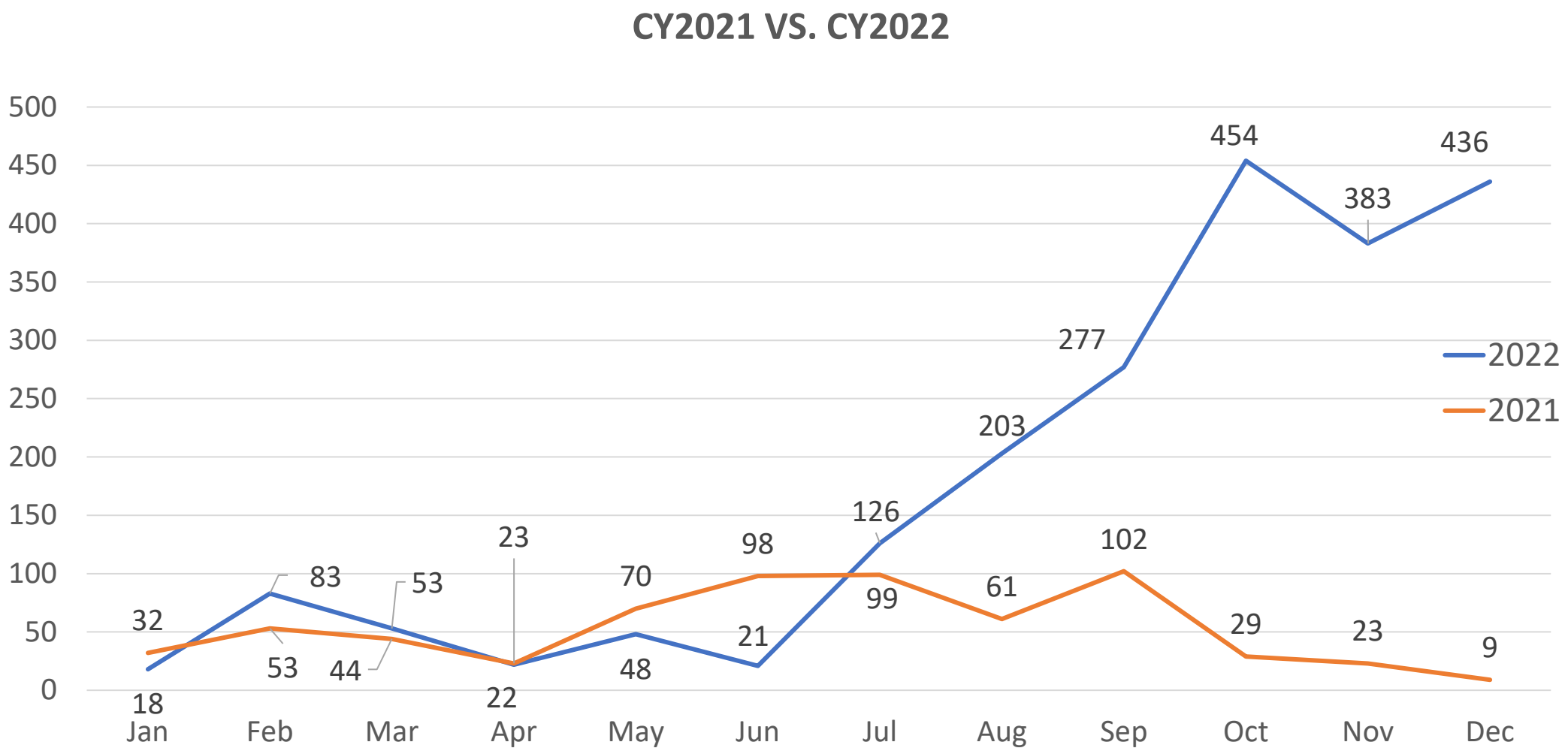

STOCKBRIDGE MUNICIPAL COURT

FY23 FAILURE TO APPEAR (FTA)

TOTAL FTA = 411

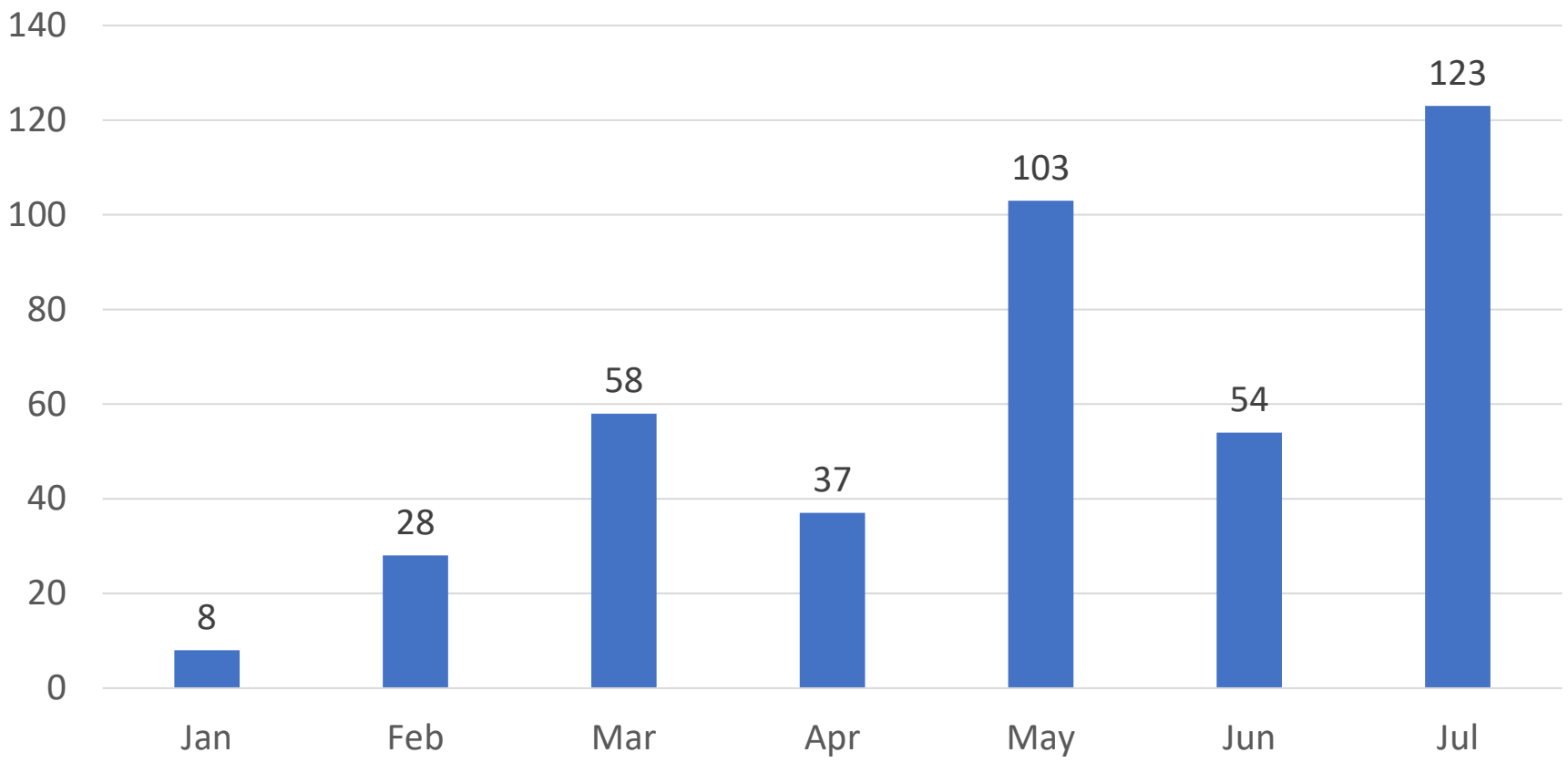

STOCKBRIDGE MUNICIPAL COURT

Stockbridge
Where Community Connects

COURT OPERATIONS | ALTERNATIVE PROGRAMMING FY23

PRETRIAL DIVERSION PROGRAM FOR TRAFFIC AND NON-TRAFFIC OFFENSES

- Helps offenders achieve a dismissal of their case upon successful completion of conditions.
- Requires offenders to take life responsibility classes and perform community service.
- Monitored by JAG Probation.
- Program fees go to the City's general fund without remission of statutory surcharges.

FY23 Participant Data	
Eligible Citations Enrolled in PTD Program	208
PTD Citations Closed Successfully/NP	79
Citations Handled by Regular Probation	458

STOCKBRIDGE MUNICIPAL COURT

STATUTORY SURCHARGE REMISSION

Stockbridge
Where Community Connects

FY23 SURCHARGE REMISSION

Surcharges	JANUARY	FEBRUARY	MARCH	APRIL	MAY	JUNE	JULY
County Jail Fund (COUNTY)	$ 1,898.24	$ 2,937.86	$ 3,430.53	$ 4,945.78	$ 5,368.54	$ 4,827.28	$ 3,806.34
Drug Abuse Treatment and Education (DATE)	$ -	$ 357.44	$ 357.44	$ -	$ 46.44	$ 167.00	$ 144.00
Peace Officer's Annuity and Benefit Fund (POAB)	$ 2,424.03	$ 3,921.22	$ 4,230.39	$ 5,337.45	$ 5,880.64	$ 5,411.23	$ 4,591.75
Brain and Spinal Injury Trust Fund (BSITF)	$ -	$ 112.00	$ 254.47	$ -	$ 174.30	$ 300.29	$ -
Local Crime Victims Assistance Fund (LVAP)	$ 931.74	$ 1,385.24	$ 1,671.49	$ 2,541.46	$ 2,677.77	$ 2,363.26	$ 1,903.00
Driver Education and Training Fund (DEFT)	$ 6.97	$ 4.50	$ 7.66	$ 39.39	$ 14.81	$ -	$ 11.03
Peace Officer Training & Indigent Defense Fund (POPIDF)	$ 3,731.97	$ 5,633.10	$ 6,739.31	$ 10,029.87	$ 10,558.69	$ 9,401.73	$ -
Crime Lab Fee (CLF)	$ -	$ 25.00	$ 25.00	$ -	$ -	$ -	$ 25.00
Crime Victims Emergency Fund (CVEF)	$ -	$ 26.00	$ 254.47	$ -	$ 26.00	$ -	$ -
	$ 8,992.95	**$ 14,402.36**	**$ 16,970.76**	**$ 22,893.95**	**$ 24,747.19**	**$ 22,470.79**	**$ 10,481.12**
TOTAL							**$ 120,959.12**

STOCKBRIDGE MUNICIPAL COURT

Stockbridge
Where Community Connects

FY24 PROPOSED BUDGET CONSIDERATIONS

SMC Critical Needs in CY24:

I. Funding for Court Clerk I – $35,360 - $41,000 salary plus benefits
II. Funding for Judicial Absences - $3200; paid to other judges ($800 per session, 4 sessions) in the event Chief Judge is unavailable
III. Increase in budget lines for interpreters, indigent defense, court software, postage, professional shredding, printing, surcharges
IV. Secure mailbox for mail and payments in court parking lot - $300-$400
V. Capital Improvements - $94,736

FY23 APPROVED BUDGET = $421,576.81

FY24 PROPOSED BUDGET = $678,195.07

BUDGET DIFFERENCE = $ 256,618.26

STOCKBRIDGE MUNICIPAL COURT

Stockbridge
Where Community Connects

FY24 PROPOSED CAPITAL BUDGET CONSIDERATIONS

Renovation of the Municipal Court building's 1st floor as described below:

Replace current customer window with new ADA new bullet resistant unit.
Cut in 2 new additional window bullet resistant windows
New openings to have Level 1 bullet resistant glass.
Microphone speaker system to be installed at each location (3).
Walls to customer service area to be reinforced with bullet resistant material up 3'
Partition to be built between new service areas creating 2 additional work spaces
Solid Surface countertops to be provided for working surfaces at windows.
Remove current bathroom entrance and patch
Cut in opening for new frame and reuse existing door and hardware
Paint public area to include corridors, lobby and courtroom
Paint areas effected from construction to include existing probation office, cashier and single bath
All doors and frames to prepped with bonding agent and repainted

STOCKBRIDGE MUNICIPAL COURT

Stockbridge
Where Community Connects

FY24 PROPOSED CAPITAL BUDGET CONSIDERATIONS – cont'd

Provide and install Shaw Augent/Hype Carpet Squares or similar with 6" cove base.

Judge platform to be lifted with a 2 x 6 platform with ¾ carpeted plywood

Construct handrail on one side of platform

Replace judges counter to solid surface counter at different height

Provide 2 steel benches for holding area.

Power to 3 window area and 3 micro phones

Additional power at new divider wall

Empty boxes with pull string at DATA points. DATA by others

- **ESTIMATED TOTAL: $94,736**

WARNING - NOT FOR
UNITED S
POSTAL S

STOCKBRIDGE MUNICIPAL COURT

Stockbridge
Where Community Connects

COMPARISON OF STAFF LEVELS WITH OTHER COURTS

City	Est. FY23 Traffic Citations	FT Court Staff	Population**
Stockbridge	*6,204*	3	34,630

City	CY21 Traffic Citations*	FT Court Staff	Population**
Chamblee	6449	4.5	30,164
Dalton	6397	7	34,417
Jonesboro	6257	3	4,235
Warner Robins	6064	5	80,308
Riverdale	6041	6	15,129
Morrow	5906	4	6,569
Dublin	5767	2	16,074
Lilburn	5606	3	14,502

*AOC Municipal Court Traffic Filings 2021
** 2020 U.S. Census Bureau - August 12, 2021

STOCKBRIDGE MUNICIPAL COURT

Stockbridge
Where Community Connects

FY24 PRIORITIES

PERSONNEL

Add position to Municipal Court staff for increased productivity and customer service.

TECHNOLOGY

Continue to improve website for greater access to court information and documents.

GRANT FUNDING

Seek grant funds to assist with more alternative sentencing programming.

PROGRAM DEVELOPMENT

Coordinate with departments (Events, Public Works) to bring community service options within the City.

Stockbridge
Where Community Connects

QUESTIONS

GORDIAN®

Work Order Signature Document

EZIQC Contract No.: GA-ST10-040820-RSI

[X] **New Work Order** [ ] **Modify an Existing Work Order**

Work Order Number: 094947.00 Work Order Date: 07/29/2022

Work Order Title: COS-Municipal Court - Alterations

Owner Name: City of Stockbridge Contractor Name: Rubio & Son Interiors, Inc.

Contact: Al Barnes Contact: Mark Sparks

Phone: 678-225-9439 Phone: 404-430-4482

Work to be Performed

Work to be performed as per the Final Detailed Scope of Work Attached and as per the terms and conditions of EZIQC Contract No GA-ST10-040820-RSI.

Brief Work Order Description:

Modification of 2 bay windows and associated upgrades.

Time of Performance ***See Schedule Section of the Detailed Scope of Work***

Liquidated Damages Will apply: [ ] Will not apply: [X]

Work Order Firm Fixed Price: $94,736.16

Owner Purchase Order Number:

Approvals

Owner Date Contractor Date

Detailed Scope of Work

To: Mark Sparks
Rubio & Son Interiors, Inc.
10 Frost Cove
Hoschton, GA 30548
404-430-4482

From: Al Barnes
City of Stockbridge
4640 N. Henry Blvd
Stockbridge, GA 30281
678-225-9439

Date Printed: July 29, 2022

Work Order Number: 094947.00

Work Order Title: COS-Municipal Court - Alterations

Brief Scope: Modification of 2 bay windows and associated upgrades.

☐ **Preliminary** ☐ **Revised** ☒ **Final**

The following items detail the scope of work as discussed at the site. All requirements necessary to accomplish the items set forth below shall be considered part of this scope of work.

Please see attached detailed Scope of Work.

Contractor _____ Date _____

Owner _____ Date _____

Contractor's Price Proposal - Summary

Date:	July 29, 2022
IQC Master Contract #:	GA-ST10-040820-RSI
Work Order Number:	094947.00
Owner PO #:	
Work Order Title:	COS-Municipal Court - Alterations
Contractor:	Rubio & Son Interiors, Inc.
Proposal Name:	CS-Municipal Court - Alterations
Proposal Value:	$94,736.16

No Category Input	**$94,736.16**
Proposal Total	**$94,736.16**

This total represents the correct total for the proposal. Any discrepancy between line totals, sub-totals and the proposal total is due to rounding.

The Percentage of NPP on this Proposal: **%**

Contractor's Price Proposal - Detail

Date: July 29, 2022

IQC Master Contract #: GA-ST10-040820-RSI
Work Order Number: 094947.00
Owner PO #:
Work Order Title: COS-Municipal Court - Alterations
Contractor: Rubio & Son Interiors, Inc.
Proposal Name: CS-Municipal Court - Alterations
Proposal Value: $94,736.16

	Sect.	Item	Modifer	UOM	Description	Line Total
Labor	Equip.	Material	(Excluded if marked with an X			

No Category Input

1	01 22 20 00 0006			HR	CarpenterFor tasks not included in the Construction Task Catalog® and as directed by owner only.							$2,761.22
					Installation	Quantity 48.00	x	Unit Price 54.76	x	Factor 1.0505	=	Total 2,761.22
					2 men 2 days to remove then reset courtroom bench seating. @ 2 men one day for installation of BR material							
2	01 22 20 00 0010			HR	ElectricianFor tasks not included in the Construction Task Catalog® and as directed by owner only.							$488.36
					Installation	Quantity 8.00	x	Unit Price 58.11	x	Factor 1.0505	=	Total 488.36
					remove panel face/find path							
3	01 56 16 00 0003			SF	6 Mil, Plastic Sheeting, Applied To Walls							$55.47
					Installation	Quantity 240.00	x	Unit Price 0.22	x	Factor 1.0505	=	Total 55.47
4	01 74 19 00 0015			EA	30 CY Dumpster (4 Ton) "Construction Debris"Includes delivery of dumpster, rental cost, pick-up cost, hauling, and disposal fee. Non-hazardous material.							$609.26
					Installation	Quantity 1.00	x	Unit Price 579.97	x	Factor 1.0505	=	Total 609.26
5	06 05 23 00 0065			EA	1/4" Diameter x 4" Length, Hot Dipped Galvanized Steel, Low Carbon/Grade 2, Carriage Bolt							$105.13
					Installation	Quantity 12.00	x	Unit Price 8.34	x	Factor 1.0505	=	Total 105.13
					bolt to bench and handrail							
6	06 11 16 00 0013			LF	2" x 6" Wood Floor Joist							$496.17
					Installation	Quantity 192.00	x	Unit Price 2.46	x	Factor 1.0505	=	Total 496.17
					whole back section of judges area							
7	06 11 16 00 0137			LF	2" x 6" Wood Blocking To Wood							$934.15
					Installation	Quantity 188.00	x	Unit Price 4.73	x	Factor 1.0505	=	Total 934.15
					judges benches and windows							
8	06 16 33 00 0024			SF	3/4" AC Fir Plywood Floor DeckingApplied to floor or joists.							$1,011.17
					Installation	Quantity 256.00	x	Unit Price 3.76	x	Factor 1.0505	=	Total 1,011.17
					floor decking							
9	06 43 16 00 0007			LF	2" Diameter, Wood Handrail With Brackets							$137.66
					Installation	Quantity 6.00	x	Unit Price 21.84	x	Factor 1.0505	=	Total 137.66
					back side of platform to keep judge from rolling off							

Contractor's Price Proposal - Detail Continues..

Work Order Number: 094947.00
Work Order Title: COS-Municipal Court - Alterations

Proposal Name: CS-Municipal Court - Alterations
Proposal Value: $94,736.16

	Sect.	Item	Modifer	UOM	Description	Line Total
Labor	Equip.	Material	(Excluded if marked with an X			

No Category Input

10	07 84 43 00 0020			CLF	1/4" x 1/2" Joint, Latex-Based, Intumescent Firestop Sealant (STI SSS Series)								$369.14
						Quantity		Unit Price		Factor		Total	
					Installation	1.00	x	351.39	x	1.0505	=	369.14	
					penetrations thru fire wall								
11	08 12 13 13 0074			EA	3' x 6'-8" Through 7'-2" High, 6-3/4" Deep, 16 Gauge, Knock Down Hollow Metal Door Frame								$542.45
						Quantity		Unit Price		Factor		Total	
					Installation	1.00	x	460.34	x	1.0505	=	483.59	
					Demolition	1.00	x	56.03	x	1.0505	=	58.86	
					reuse existing door								
12	08 56 19 00 0005			EA	48" x 40", Bullet Resistant Pass Through Service Window, 1.25" Acrylic Glazing Level I, Steel Frame								$17,189.60
						Quantity		Unit Price		Factor		Total	
					Installation	3.00	x	5,454.42	x	1.0505	=	17,189.60	
					the multiplier is using glass rather than acrylic								
13	08 56 19 00 0005		0564		For 1.25" Multi-Ply Polycarbonate Level III Bullet Resistant Glazing, Add								$2,048.48
						Quantity		Unit Price		Factor		Total	
					Installation	3.00	x	650.00	x	1.0505	=	2,048.48	
14	08 56 59 00 0002			EA	Electronic Two-Way Talk-thru Hands-Free Audio Communicator (Haven SC-350)Communicator is designed for applications where a fire shutter or window shade is present. Two-way communication is accomplished through the use of speakers and micro-phones located on each side of the partition. The Master unit is equipped with a 15" gooseneck microphone, power on/ off switch, power-on LED, and external volume controls. The Remote Unit is window-mounted and may incorporate a level 3 bullet-resistive insert.								$6,269.22
						Quantity		Unit Price		Factor		Total	
					Installation	3.00	x	1,989.28	x	1.0505	=	6,269.22	
					at teller windows								
15	08 56 59 00 0009			EA	16" Wide x 10" Deep x 1-9/16" High, Brushed Stainless Steel, Standard Drop-In Deal Tray (CRL CTDB16)								$1,009.24
						Quantity		Unit Price		Factor		Total	
					Installation	3.00	x	320.24	x	1.0505	=	1,009.24	
16	08 72 43 00 0008			LF	3" Width, 1/4" Height, Aluminum Saddle Threshold (Pemko 151A)								$62.59
						Quantity		Unit Price		Factor		Total	
					Installation	3.00	x	19.86	x	1.0505	=	62.59	
					bathroom cut out								
17	08 88 53 00 0023			SF	5/16" Ballistic Resistant Fiberglass, Level 1, 3.2 LB/SF								$4,603.21
						Quantity		Unit Price		Factor		Total	
					Installation	72.00	x	60.86	x	1.0505	=	4,603.21	
18	09 01 20 91 0006			SF	>16 To 32 SF, Cut And Patch Hole In Gypsum Board To Match ExistingPer location. See CSI section 09 29 10 00-0001 for "Gypsum Board" repairs > 32 SF.								$555.04
						Quantity		Unit Price		Factor		Total	
					Installation	84.00	x	6.29	x	1.0505	=	555.04	
					4 locations								

Contractor's Price Proposal - Detail Continues..

Work Order Number: 094947.00
Work Order Title: COS-Municipal Court - Alterations

Proposal Name: CS-Municipal Court - Alterations
Proposal Value: $94,736.16

	Sect.	Item	Modifer	UOM	Description	Line Total
Labor	Equip.	Material	(Excluded if marked with an X			

No Category Input

19	09 01 90 52 0014			SF	Hand Wash, Minor Repair And Light Sanding Drywall Surfaces, Surface Preparation								$2,473.14
				Installation		Quantity 5,475.00	x	Unit Price 0.43	x	Factor 1.0505	=	Total 2,473.14	
20	09 22 16 13 0010			SF	3-5/8" Width, 16" On Center, 20 Gauge, Non Load Bearing, Non Structural, Galvanized Steel Stud Framing With Tracks And Runners								$278.26
				Installation		Quantity 88.00	x	Unit Price 3.01	x	Factor 1.0505	=	Total 278.26	
				7' divider wall 7 x 7, frame in door and frame in windows									
21	09 22 16 13 0010		0001	MOD	For Powder-Actuated Fasteners Every 2', Add								$2.77
				Installation		Quantity 88.00	x	Unit Price 0.03	x	Factor 1.0505	=	Total 2.77	
22	09 22 16 13 0010		0010		For Up To 100, Add								$74.88
				Installation		Quantity 88.00	x	Unit Price 0.81	x	Factor 1.0505	=	Total 74.88	
23	09 29 10 00 0009			SF	5/8" Type X Fire Rated Gypsum Board								$277.33
				Installation		Quantity 220.00	x	Unit Price 1.20	x	Factor 1.0505	=	Total 277.33	
				divider wall and teller windows									
24	09 29 10 00 0009		0054		For >128 To 320, Add								$53.16
				Installation		Quantity 220.00	x	Unit Price 0.23	x	Factor 1.0505	=	Total 53.16	
25	09 29 10 00 0038			SF	Up To 10' High, Walls, Tape, Spackle And Finish Gypsum Board								$104.00
				Installation		Quantity 220.00	x	Unit Price 0.45	x	Factor 1.0505	=	Total 104.00	
26	09 29 10 00 0038		0043		For >128 To 320, Add								$23.11
				Installation		Quantity 220.00	x	Unit Price 0.10	x	Factor 1.0505	=	Total 23.11	
27	09 29 10 00 0044			LF	Up To 10' High, Vertical Corners, Tape, Spackle And Finish Gypsum Board								$24.85
				Installation		Quantity 26.00	x	Unit Price 0.91	x	Factor 1.0505	=	Total 24.85	
				divider wall and teller windows									
28	09 29 10 00 0047			LF	Up To 10' High, Horizontal Corners, Tape, Spackle And Finish Gypsum Board								$32.78
				Installation		Quantity 30.00	x	Unit Price 1.04	x	Factor 1.0505	=	Total 32.78	
				divider wall and teller windows									
29	09 29 10 00 0050			LF	Casing, Galvanized Steel J-Bead For Gypsum Board								$35.89
				Installation		Quantity 14.00	x	Unit Price 2.44	x	Factor 1.0505	=	Total 35.89	
				zip bead									

Contractor's Price Proposal - Detail Continues..

Work Order Number: 094947.00
Work Order Title: COS-Municipal Court - Alterations

Proposal Name: CS-Municipal Court - Alterations
Proposal Value: $94,736.16

	Sect.	Item	Modifer	UOM	Description	Line Total
Labor	Equip.	Material	(Excluded if marked with an X			

No Category Input

30	09 29 10 00 0050	0013		For Up To 100, Add									$3.38
			Installation		Quantity 14.00	x	Unit Price 0.23	x	Factor 1.0505	=	Total 3.38		
31	09 29 10 00 0051		LF	Corner Bead, Galvanized Steel For Gypsum Board									$127.07
			Installation		Quantity 56.00	x	Unit Price 2.16	x	Factor 1.0505	=	Total 127.07		
32	09 29 10 00 0051	0013		For Up To 100, Add									$10.00
			Installation		Quantity 56.00	x	Unit Price 0.17	x	Factor 1.0505	=	Total 10.00		
33	09 51 13 00 0052		SF	Removal And Reinstallation Of Acoustical Panels Only									$143.71
			Installation		Quantity 120.00	x	Unit Price 1.14	x	Factor 1.0505	=	Total 143.71		
			electrical back to closet										
34	09 65 13 13 0008		LF	6" High, 1/8" Thick, Type TP Thermoplastic Rubber Wall Base, All Colors									$2,710.00
			Installation		Quantity 572.00	x	Unit Price 3.81	x	Factor 1.0505	=	Total 2,289.38		
			Demolition		572.00	x	0.70	x	1.0505	=	420.62		
35	09 65 13 13 0008	0455		For >240 To 960, Deduct									-$186.27
			Installation		Quantity 572.00	x	Unit Price -0.31	x	Factor 1.0505	=	Total -186.27		
36	09 68 13 00 0008		SY	28 Ounce, Non Patterned, Nylon Carpet Tile									$17,371.38
			Installation		Quantity 330.00	x	Unit Price 46.74	x	Factor 1.0505	=	Total 16,203.12		
			Demolition		330.00	x	3.37	x	1.0505	=	1,168.26		
37	09 68 13 00 0008	0409		For >200 To 400, Deduct									-$266.93
			Installation		Quantity 330.00	x	Unit Price -0.77	x	Factor 1.0505	=	Total -266.93		
38	09 68 16 00 0064		SY	28 Ounce, Medium Traffic, Patterned, Nylon Broadloom Carpet									$2,279.29
			Installation		Quantity 36.00	x	Unit Price 45.29	x	Factor 1.0505	=	Total 1,712.78		
			Demolition		36.00	x	14.98	x	1.0505	=	566.51		
39	09 91 23 00 0058		SF	1 Coat Primer, Brush Work, Paint Iinterior Plaster/Drywall Walls									$818.13
			Installation		Quantity 1,180.00	x	Unit Price 0.66	x	Factor 1.0505	=	Total 818.13		
			just new walls and walls with repair										
40	09 91 23 00 0064		SF	2 Coats Paint, Brush/Roller Work, Paint Interior Plaster/Drywall Walls									$6,096.58
			Installation		Quantity 5,475.00	x	Unit Price 1.06	x	Factor 1.0505	=	Total 6,096.58		
41	09 91 23 00 0064	0284		For >5,000 To 10,000, Deduct									-$632.66
			Installation		Quantity 5,475.00	x	Unit Price -0.11	x	Factor 1.0505	=	Total -632.66		

Contractor's Price Proposal - Detail Continues..

Work Order Number: 094947.00
Work Order Title: COS-Municipal Court - Alterations

Proposal Name: CS-Municipal Court - Alterations
Proposal Value: $94,736.16

	Sect.	Item	Modifer	UOM	Description	Line Total
Labor	Equip.	Material	(Excluded if marked with an X			

No Category Input

42	09 91 23 00 0240			LF	1 Coat Paint, Brush/Roller Work, Paint Interior Metal Door Frame And Trim								$476.51
						Quantity		Unit Price		Factor		Total	
					Installation	420.00	x	1.08	x	1.0505	=	476.51	
					DTM primer for peeling oaint								
43	09 91 23 00 0241			LF	2 Coats Paint, Brush/Roller Work, Paint Interior Metal Door Frame And Trim								$803.00
						Quantity		Unit Price		Factor		Total	
					Installation	420.00	x	1.82	x	1.0505	=	803.00	
					21 door frames								
44	09 91 23 00 0259			EA	1 Coat Primer, Brush/Roller Work, Both Faces, Paint Interior Wood Door								$1,451.36
						Quantity		Unit Price		Factor		Total	
					Installation	21.00	x	65.79	x	1.0505	=	1,451.36	
					DTM primer for peeling oaint								
45	09 91 23 00 0261			EA	2 Coats Paint, Brush/Roller Work, Both Faces, Paint Interior Wood Door								$2,611.30
						Quantity		Unit Price		Factor		Total	
					Installation	21.00	x	118.37	x	1.0505	=	2,611.30	
46	09 91 23 00 0261		0298		For >10 To 25, Deduct								-$261.20
						Quantity		Unit Price		Factor		Total	
					Installation	21.00	x	-11.84	x	1.0505	=	-261.20	
47	12 36 23 13 0002			SF	Plastic Laminate Countertop Without Backsplash								$1,411.12
						Quantity		Unit Price		Factor		Total	
					Installation	88.00	x	12.21	x	1.0505	=	1,128.74	
					Demolition	48.00	x	5.60	x	1.0505	=	282.37	
					laminate supports for solid surface counter tops								
48	12 36 61 19 0004			SF	3/4" Thick, Quartz Agglomerate Countertop With Backsplash								$7,751.43
						Quantity		Unit Price		Factor		Total	
					Installation	88.00	x	83.85	x	1.0505	=	7,751.43	
					teller and judge								
49	12 36 61 19 0006			LF	Quartz Agglomerate Countertop End Splash For Quartz Agglomerate Countertops								$112.87
						Quantity		Unit Price		Factor		Total	
					Installation	8.00	x	13.43	x	1.0505	=	112.87	
					4								
50	12 36 61 19 0007			EA	Cutout For Sink And/Or Faucet In Quartz Agglomerate Countertop								$176.42
						Quantity		Unit Price		Factor		Total	
					Installation	2.00	x	83.97	x	1.0505	=	176.42	
					cut out for metal pass thru								
51	12 55 19 00 0004			EA	96" Long x 18" High x 12" Wide Steel Bench								$959.25
						Quantity		Unit Price		Factor		Total	
					Installation	2.00	x	456.57	x	1.0505	=	959.25	

Contractor's Price Proposal - Detail Continues..

Work Order Number: 094947.00
Work Order Title: COS-Municipal Court - Alterations

Proposal Name: CS-Municipal Court - Alterations
Proposal Value: $94,736.16

	Sect.	Item	Modifer	UOM	Description	Line Total
Labor	Equip.	Material	(Excluded if marked with an X			

No Category Input

52	26 05 19 16 0219			MLF	4 Conductors, #12 AWG, Type MC, Solid Or Stranded, Aluminum Armored Cable								$2,952.33
						Quantity		Unit Price		Factor		Total	
					Installation	0.75	x	3,747.21	x	1.0505	=	2,952.33	
					3 transformers and 4 outlets								
53	26 05 29 00 0239			EA	15/16 Grid Size, Twist On T-Bar Support Clip (Caddy 4G16)								$27.48
						Quantity		Unit Price		Factor		Total	
					Installation	12.00	x	2.18	x	1.0505	=	27.48	
54	26 05 33 13 0601			LF	3/4" Electrical Metallic Tubing (EMT) Conduit								$130.79
						Quantity		Unit Price		Factor		Total	
					Installation	30.00	x	4.15	x	1.0505	=	130.79	
					blank for Data								
55	26 05 33 16 0004			EA	2-1/8" Depth, 4" Square Steel Box								$230.88
						Quantity		Unit Price		Factor		Total	
					Installation	9.00	x	24.42	x	1.0505	=	230.88	
					3 for power 3 for data and 3 for transformer								
56	26 22 13 00 0003			EA	1 KVA, 480 Volt - 120/240 Volt Transformer, Dry, 1 Phase, 60 Hertz, General Purpose								$1,649.87
						Quantity		Unit Price		Factor		Total	
					Installation	3.00	x	523.52	x	1.0505	=	1,649.87	
					each window to have transformer								
57	26 24 13 00 0026			EA	15 To 60 Amperes, 240 Volt, MC Branch Breaker								$638.41
						Quantity		Unit Price		Factor		Total	
					Installation	2.00	x	303.86	x	1.0505	=	638.41	
					micro phones and new power in wall								
58	26 24 16 00 0490			EA	Removal And Reinstallation Of Breaker, 1-2-3 Pole, Any Amperage								$84.15
						Quantity		Unit Price		Factor		Total	
					Installation	2.00	x	40.05	x	1.0505	=	84.15	
59	26 27 26 00 0005			EA	20 Amperes, 1 Gang, NEMA 5-20, Duplex Receptacle Assembly								$197.41
						Quantity		Unit Price		Factor		Total	
					Installation	3.00	x	62.64	x	1.0505	=	197.41	
					power for transformer								
60	26 27 26 00 0007			EA	20 Amperes, 2 Gang, NEMA 5-20, Duplex Receptacle Assembly								$350.15
						Quantity		Unit Price		Factor		Total	
					Installation	4.00	x	83.33	x	1.0505	=	350.15	
					power in new wall								
61	26 27 26 00 0269			EA	1 Gang, 302 Stainless Steel With Satin Finish Switch Wall Plates								$20.71
						Quantity		Unit Price		Factor		Total	
					Installation	3.00	x	6.57	x	1.0505	=	20.71	
62	26 27 26 00 0270			EA	2 Gang, 302 Stainless Steel With Satin Finish Switch Wall Plates								$48.11
						Quantity		Unit Price		Factor		Total	
					Installation	4.00	x	11.45	x	1.0505	=	48.11	

Contractor's Price Proposal - Detail Continues..

Work Order Number: 094947.00
Work Order Title: COS-Municipal Court - Alterations

Proposal Name: CS-Municipal Court - Alterations
Proposal Value: $94,736.16

	Sect.	Item	Modifer	UOM	Description	Line Total
Labor	**Equip.**	**Material**	**(Excluded if marked with an X**			

No Category Input

63	27	15	13	00 0676		MLF	2 Conductor, #22 AWG, Stranded, Shielded, Plenum Rated, Speaker/Communications And Control Cable, Installed Exposed						$1,006.72
						Installation	Quantity 1.00	x	Unit Price 958.32	x	Factor 1.0505	=	Total 1,006.72
64	27	51	43	00 0034		EA	Microphone And Stand For Audio/Video System (Bogen MBS-1000A)						$805.68
						Installation	Quantity 3.00	x	Unit Price 255.65	x	Factor 1.0505	=	Total 805.68

Subtotal for No Category Input **$94,736.16**

Proposal Total **$94,736.16**

This total represents the correct total for the proposal. Any discrepancy between line totals, sub-totals and the proposal total is due to rounding.

The Percentage of NPP on this Proposal: **%**

Sourcewell

GORDIAN®

Client - City of Stockbridge

Detailed Scope of Work

Print Date:	July 29, 2022
Work Order Number:	094947.00
Work Order Title:	COS-Municipal Court - Alterations
Contractor:	GA-ST10-040820-RSI - Rubio & Son Interiors, Inc.
Brief Scope:	Modification of 2 bay windows and associated upgrades.

To: Mark Sparks
Rubio & Son Interiors, Inc.
10 Frost Cove
Hoschton, GA 30548
404-430-4482

From: Al Barnes
City of Stockbridge
4640 N. Henry Blvd
Stockbridge, GA 30281
678-225-9439

The following items detail the scope of work as discussed at the site. All requirements necessary to accomplish the items set forth below shall be considered part of this scope of work.

Detailed Scope:

Please see attached detailed Scope of Work.

Owner _____ Date _____

Contractor _____ **Date** _____

SCOPE OF WORK

The City of Stockbridge
Municip Court
Renovations

Summary Scope
Renovation of the Municipal Court building's 1st floor as described below:

Detailed scope of Work
Replace current customer window with new ADA new bulet resistant unit.
Cut in 2 new additional window bullet resistant windows
New openings to have Level 1 bullet resistant glass.
Microphone speaker system to be installed at each location (3).
Walls to customer service area to be reinforced with bullet resistant material up 3'
Partition to be built between new service areas creating 2 additional work spaces
Solid Surface countertops to be provided for working surfaces at windows.
Remove current bathroom entrance and patch
Cut in opening for new frame and reuse existing door and hardware
Paint public area to include cooridoors, lobby and courtroom
Paint areas effected from contruction to incude existing probation office, cashier and single bath
All doors and frames to prepped with bonding agent and repainted
Provide and install Shaw Augent/Hype Carpet Squares or simalr with 6" cove base.
Judge platform to be lifted with a 2 x 6 platform with ¾ carpeted plywood
Construct handrail on one side of platform
Replace judges counter to solid surface counter at different height
Provide 2 steel benches for holding area.
Power to 3 window area and 3 micro phones
Additional power at new divider wall
Empty boxes with pull string at DATA points. DATA by others

Users/agency to remove all files and disconnect technology. Contractor will move furniture.

General Notes:

1. The City of Stockbridge will be responsible for moving all personnel items out of rooms before contractor starts work. Contractor will notify the City 10—14 days in advance for furniture moving to avoid any delays to the schedule. If needed

2. Contractor shall utilize the latest issue of the Sourcewell Specifications for all work.

3. This scope of work does not include any asbestos abatement of any kind whatsoever. Any ACM discovered that cannot remain undisturbed will not be considered part of this scope of work and abatement shall be the responsibility of City of Stockbridge

4. Contractor shall check-in with the responsible city representative daily upon starting and completing work.

5. All measurements and quantities supplied in this scope of work are approximate in nature and are supplied as a convenience for the contractor. The contractor is responsible for field verification of all measurements and quantities.

6. Contractor shall verify all new and existing conditions and dimensions at job site prior to the start of construction and during construction.

7. The Contractor shall perform all work, make all deliveries and have access to work areas between 7:00 A.M. and 5:00 P.M. Monday through Friday and, upon written permission of the Owner, may make deliveries and have access to work areas at any hour of any day, but shall bear without any contribution from the Owner, any extra expense and responsibility for doing so, including, without limitation, its own overtime expense. Contractor shall coordinate inspections as required.

8. Parking will be made available for the Contractors by the City of Stockbridge and the Contractor shall coordinate all parking with the City prior to beginning work.

9. Contractor shall obtain approvals in advance for all lay down and storage areas.

10. Contractor is responsible for protection of all surfaces including those not in the scope of work from construction dust, debris or damage during construction up until final acceptance. The methods of protection including plastic, paper, sealing doors or windows, etc. This applies only to the areas of work and the path to the dumpster and material staging area.

11. Final clean up and disposal: Remove debris, rubbish, and waste material from the property of the City daily. Upon completion of work, all construction areas shall be left clean and free from debris. Clean all dust, dirt, stains, hand marks, paint spots, droppings, and other blemishes.

12. This proposal does not include architectural services needed for permitting and is assumed permitting will not be required!

Submittals
All finishes, bullet resistant window and protection

Project Schedule

1. All work shall be completed during normal working hours (7am to 5pm) or as directed by the city

2. Contractor to propose a detailed construction schedule and submit with Purchase Order package.

3. Contractor shall begin scheduling the work upon receipt of the Purchase order, and shall coordinate the actual on-site work with the City

City of Stockbridge Responsibilities

1. The City shall provide access to the worksite during normal working hours.
2. The City shall provide a staging area for project related materials.
3. The City shall be responsible for re-routing pedestrian traffic as necessary.

STOCKBRIDGE MUNICIPAL COURT
FINES AND FEES COLLECTED

Sum of rcptamt		
Years (rcptd	Months (rc rcptdate	Total
2022	Jan	$ 980
	Feb	$ 3,167
	Mar	$ 10,027
	Apr	$ 14,823
	May	$ 15,236
	Jun	$ 6,696
	Jul	$ 6,174
	Aug	$ 10,579
	Sep	$ 28,884
	Oct	$ 41,509
	Nov	$ 53,963
	Dec	$ 55,430
2022 Total		$ 247,468
2023	Jan	$ 48,605
	Feb	$ 65,412
	Mar	$ 75,196
	Apr	$ 85,953
	May	$ 88,323
	Jun	$ 77,744
	Jul	$ 68,407
2023 Total		$ 509,640
Grand Total		$ 757,108

Stockbridge Community Development
770-389-7900

Stockbridge

Where Community Connects

Stockbridge
Where Community Connects

PURPOSE

To support, foster and administer Economic Development Opportunities that directly benefit the City of Stockbridge by way of educating stakeholders, managing land development, upholding property values and issuing permits, licenses/citations as required.

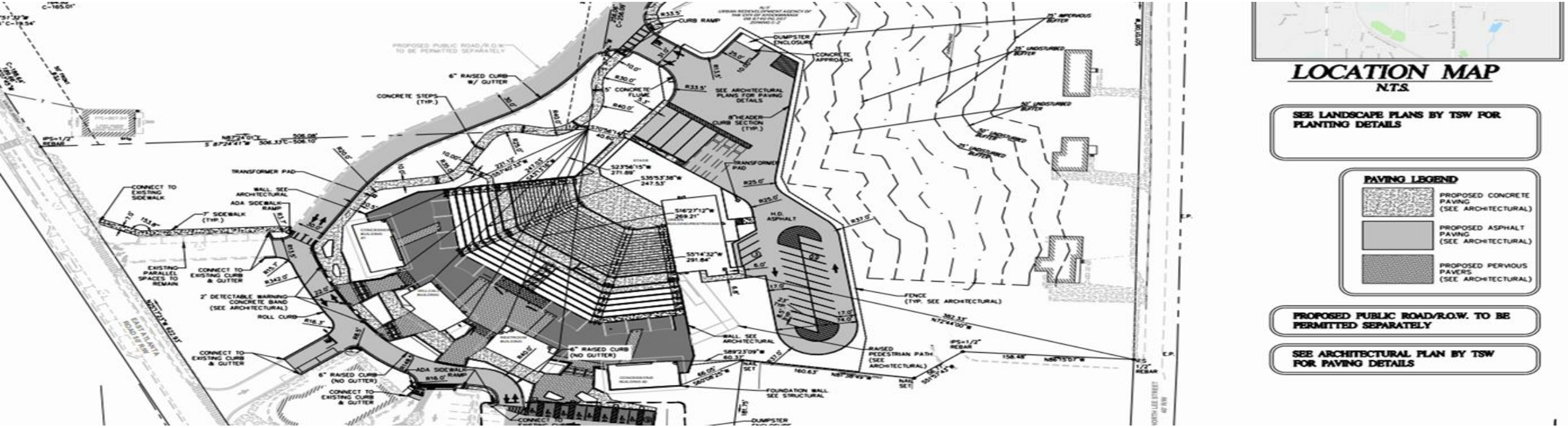

Community Development Divisions

THREE BUSINESS UNITS

Land Development, Permits & Inspections

Business Services

Planning & Zoning
+
Geographic Information Systems (GIS)

In support of ***Economic GROWTH***

Stockbridge

Where Community Connects

Planning and Zoning Division

Stockbridge Community Development

470.758.3417 (mobile)

Planning and Zoning Division Accomplishments

- 5 year Comp Plan Update
- Added 6,700 new residents into the City
- Adopted the Zoning Map, Future Land Use Map, and Overlay District Map,
- Seven zoning cases were passed by Mayor and Council
- 2,059: New/Proposed Residential Units
- Three New Annexation Proposals

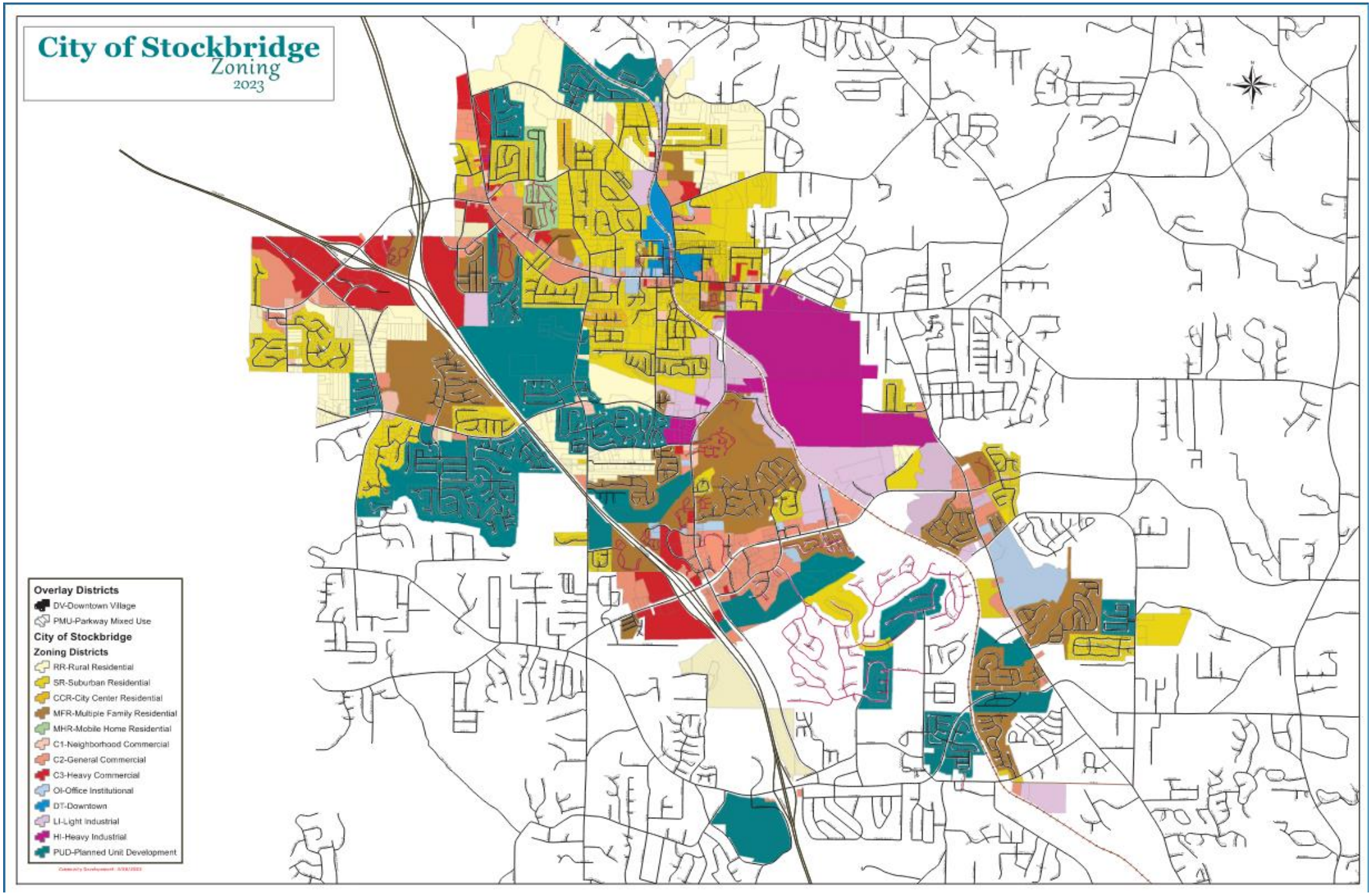
City of Stockbridge
Zoning
2023
Overlay Districts
DV-Downtown Village
PMU-Parkway Mixed Use
City of Stockbridge
Zoning Districts
RR-Rural Residential
SR-Suburban Residential
CCR-City Center Residential
MFR-Multiple Family Residential
MHR-Mobile Home Residential
C1-Neighborhood Commercial
C2-General Commercial
C3-Heavy Commercial
OI-Office Institutional
DT-Downtown
LI-Light Industrial
HI-Heavy Industrial
PUD-Planned Unit Development

City of Stockbridge
Council Districts
2023

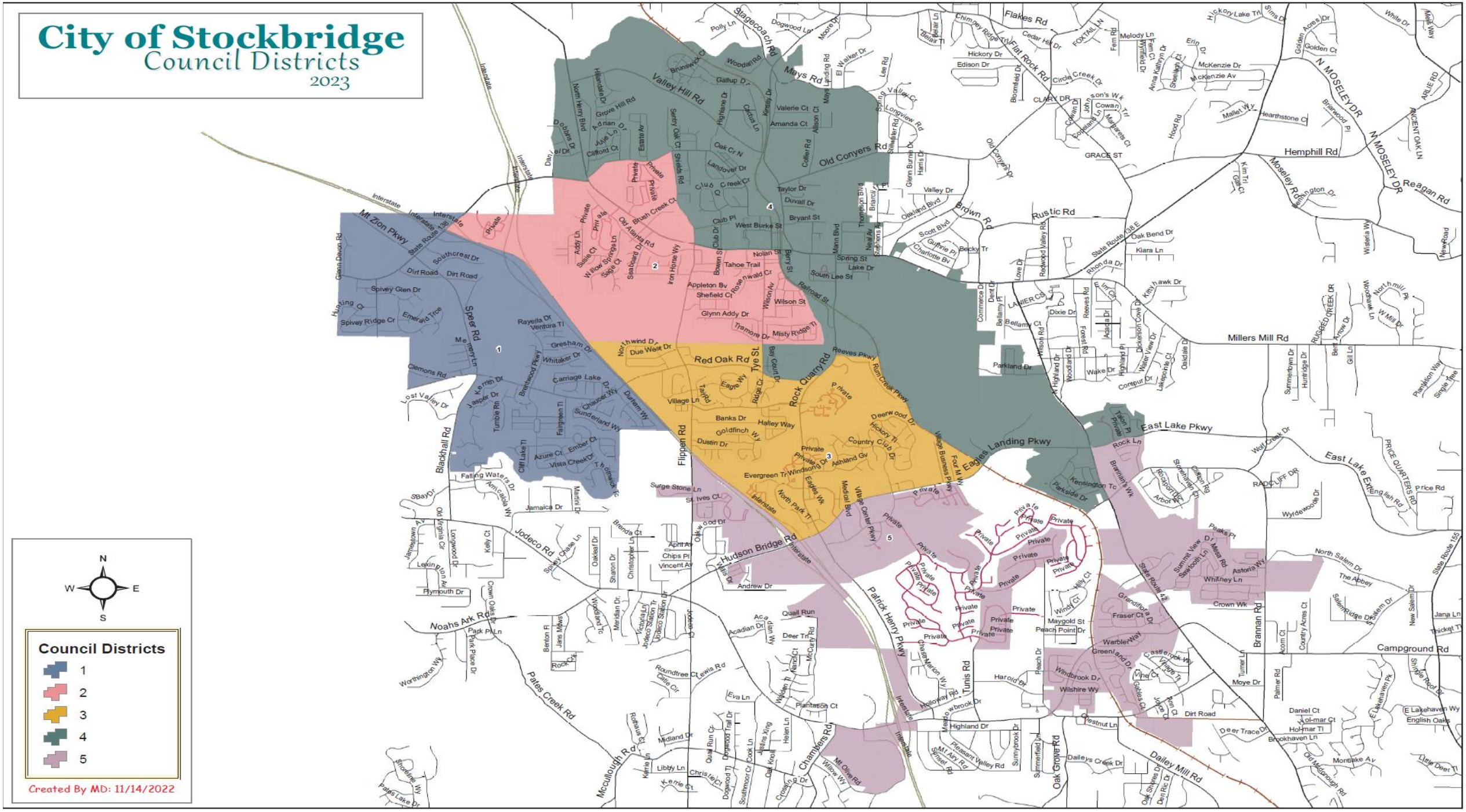

Stockbridge

Where Community Connects

Building and Permitting Division

Stockbridge Community Development

470.758.3417 (mobile)

Permit Issuance Summary 1.1.23 – 6.30.23

Permit Type	Permits Issued	Valuation	Fees Paid
Certificate of Occupancy	9	$534,278.00	$125.00
Commercial	121	$206,692,392.93	$715,201.59
Electrical (Commercial)	16	$150,354.36	$2,029.00
Electrical (Residential)	16	$318,622.50	$2,450.00
Fire	20	$6,134,498.74	$4,825.00
LDA-Common Development (New)	6	$30,000.00	$30,420.00
LDA-Stand Alone Development (New)	5	$36,000,000.00	$17,695.00
Low Voltage (Commercial)	5	$117,434.66	$1,878.00
Low Voltage (Residential)	1	$25,373.00	$105.00
Mechanical (Commercial)	5	$48,592.01	$801.75
Mechanical (Residential)	42	$432,824.00	$4,521.00

Stockbridge
Where Community Connects

Permit Issuance Summary 1.1.23 – 6.30.23 (cont.)

Permit Type	Permits Issued	Valuation	Fees Paid
Plumbing (Residential	16	$34,870.66	$1,518.00
Residential	80	$4,909,869.40	$26,780.46
Right of Way	7	0	$400.00
Sign	26	$209,050.00	$4,075.00
Sign/Banner	5	0	$400.00
Utility Restoration (Commercial)	3	$300.00	$300.00
Utility Restoration (Residential)	8	$2,400.00	$600.00
Grand Total	**328**	**$158,728,409.28**	**$814,124.80**

Stockbridge
Where Community Connects

Stockbridge

Where Community Connects

Business Services Division

Stockbridge Community Development

470.758.3417 (mobile)

NEW BUSINESSES IN 1ST QUARTER 2023

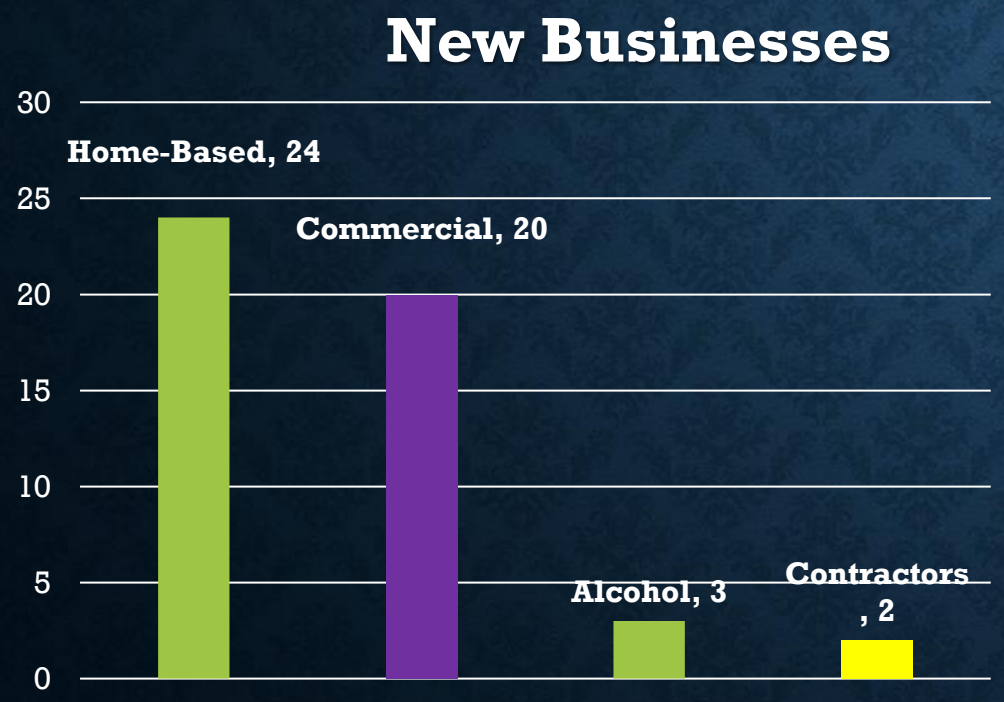

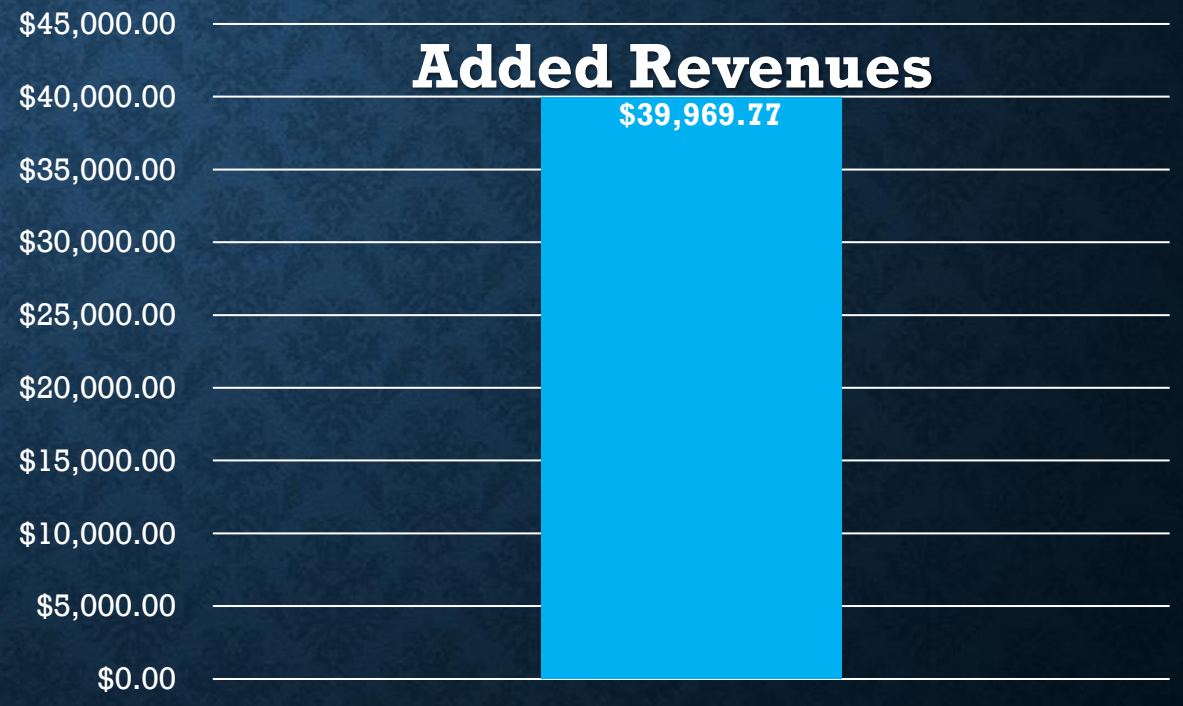

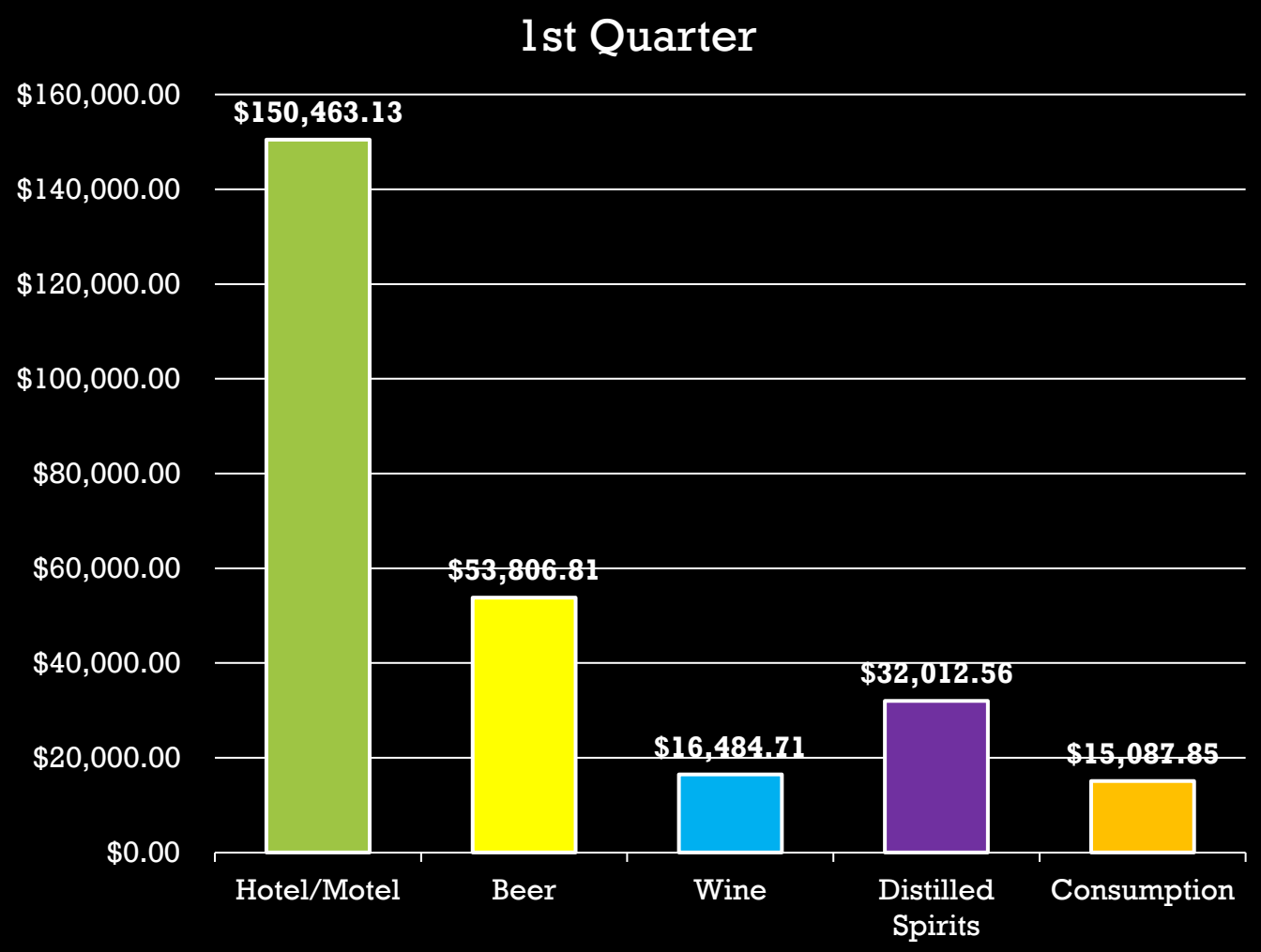

HOTEL/MOTEL AND ALCOHOL MONTHLY REVENUES

BUSINESS SERVICES 1ST QUARTER REVENUES

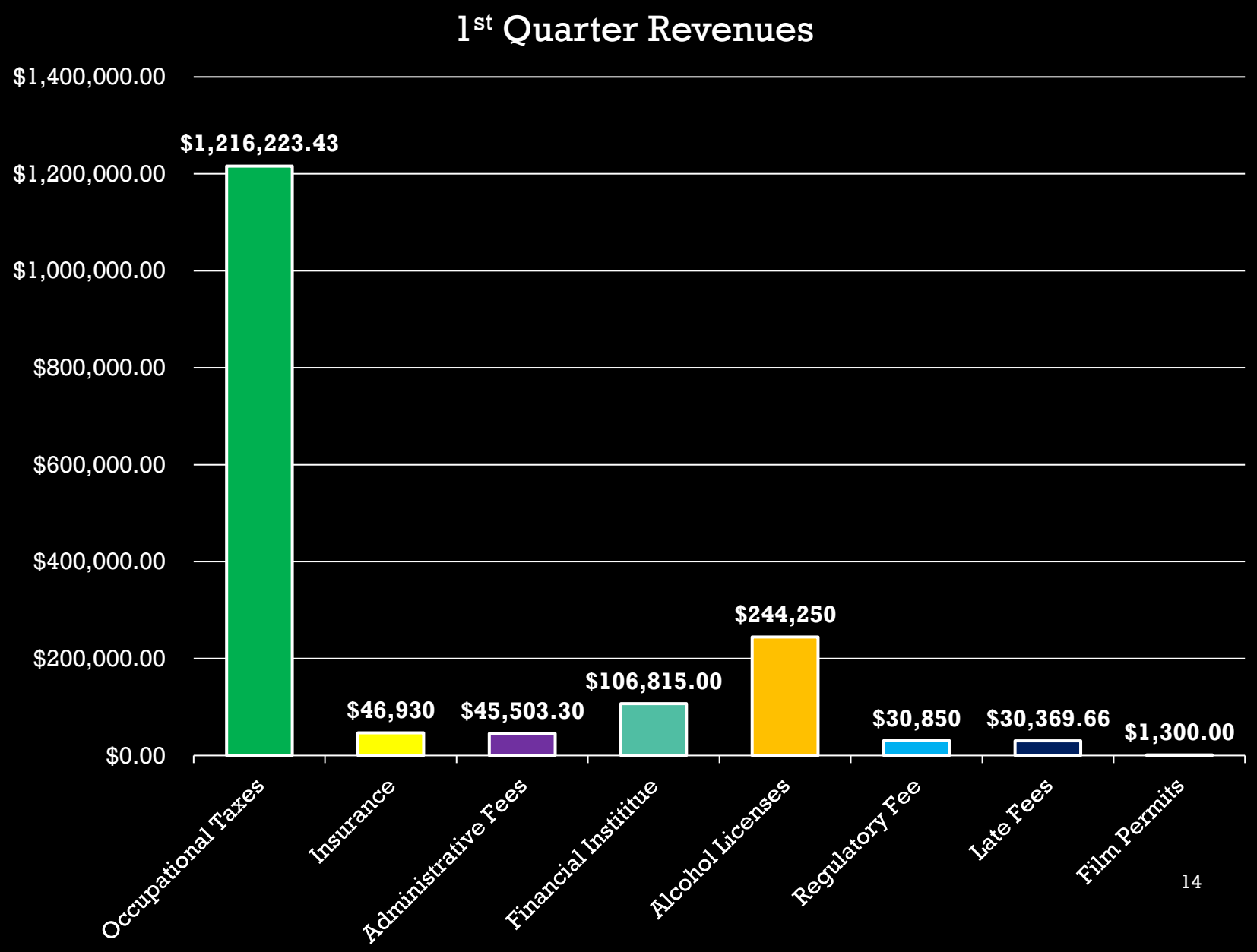

Unpaid Businesses

152 – Commercial
86 – Home-Based
167 – Annexed Businesses

What's Ahead: March 2023 – Dec. 2023

- *Streamline On-line Application & Fees Portal*
- *Resident & Business Owner Outreach Education of UDC (Unified Development Code)*
- *5-Year Comprehensive Plan Update*
- *Feasibility Study for Pedestrian Connectivity Dwntwn*
- *Incentivize Economic Dvlpmt in downtown area to increase tax/business base – Business Expansion*
- *Finalize GIS Mapping Interactive Map*

Stockbridge
Where Community Connects

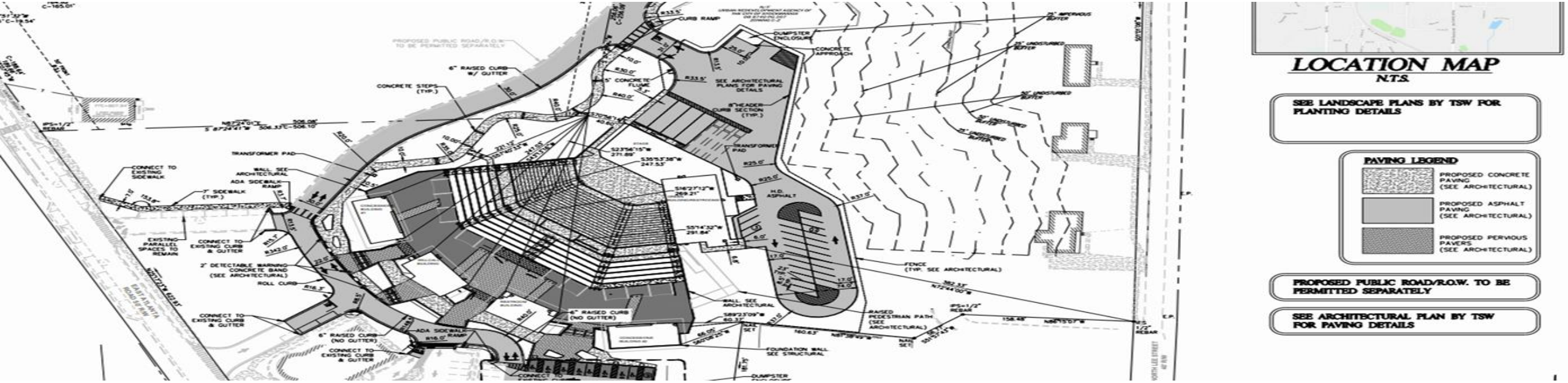

Stockbridge Future Population Projection

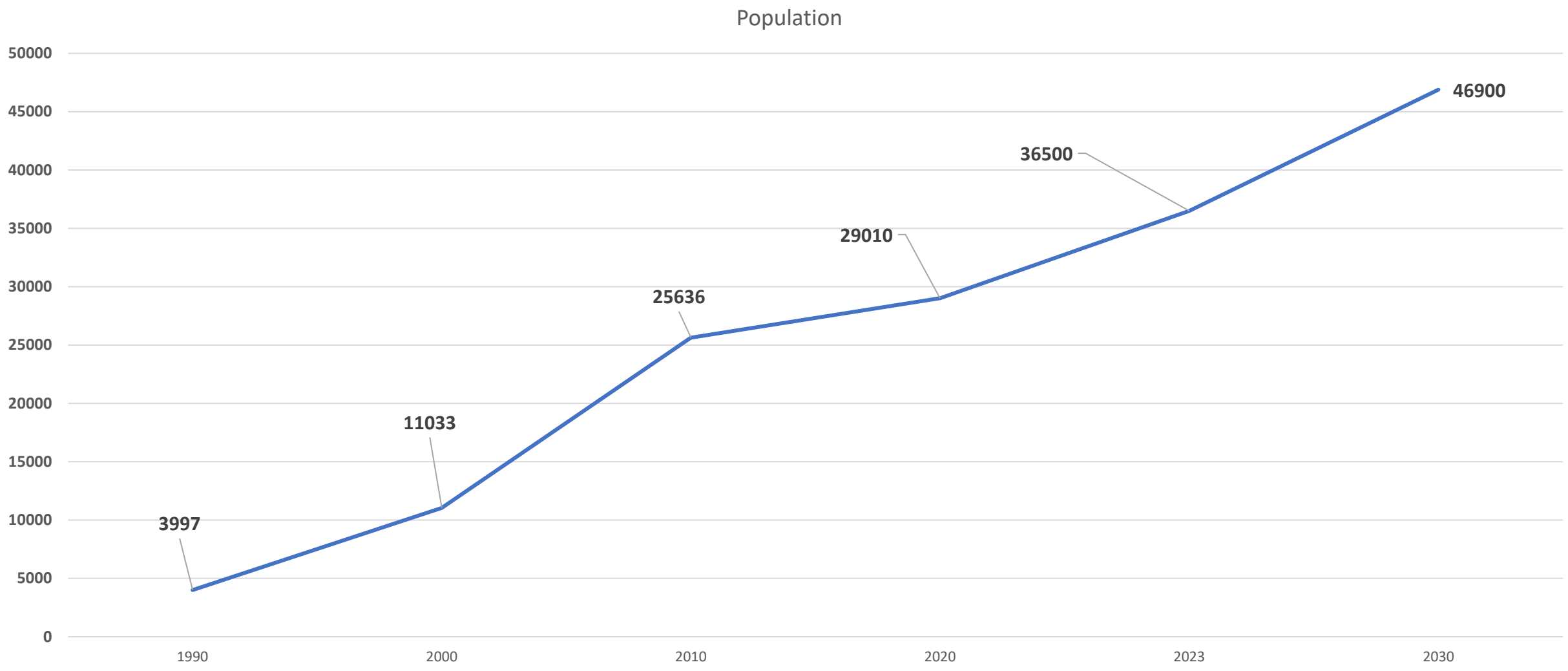

City Of Stockbridge
Community Development Dept. - FY 2024 Total Budget

Department Overview:

- Personnel Status -approved for 11 Positions
  - Presently staffed at 11 employees
- Vehicles Status - 1 vehicles assigned to department
- Goal:
- Project and Programs Initiatives
  - LCI Supplement Study- North Henry Pkwy
  - Initiate Software Update – Permitting & Zoning
  - Patrick Henry LCI Supplemental Study
  - Urban Redevelopment Planning – Tye Street

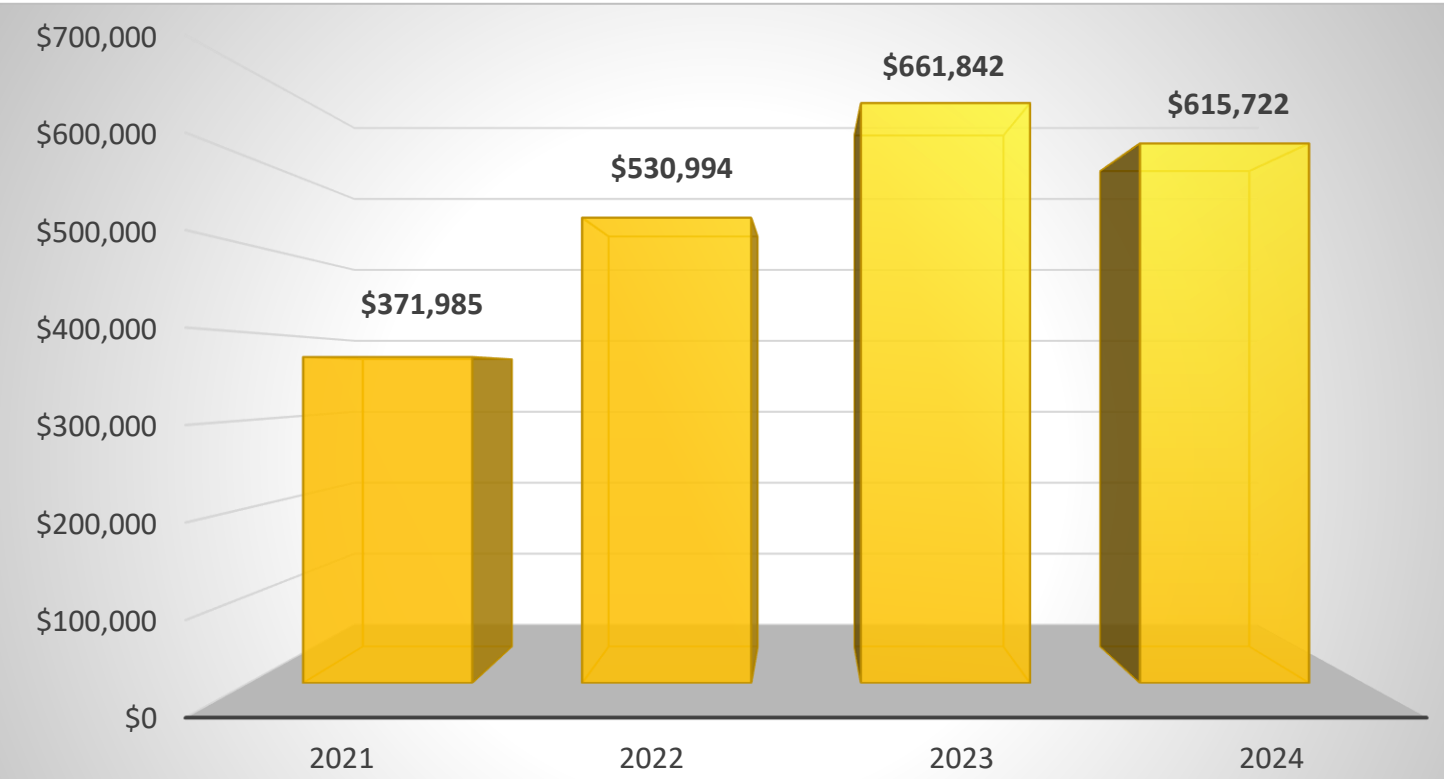

	2021	2022	2023	2024
Community Development	$371,985	$530,994	$661,842	$615,722

Account Description	FY 2021 ACTUAL	FY 2022 ACTUAL	FY 2023 BUDGET	FY 2023 YTD ACTUAL	FY 2024 PROPOSED EXPENDITURES
REGULAR SALARIES	212,967.64	362,262.26	388,049.14	118,902.79	388,049.14
GRP INSRNC MEDICAL/DENTAL	39,292.64	70,021.68	67,348.45	28,698.25	67,348.45
GROUP INSURANCE LIFE	595.53	886.40	3,300.00	354.69	3,300.00
GROUP INSURANCE VISION	219.57	372.57	1,000.00	198.45	1,000.00
MEDICARE 1.45%	3,021.11	5,115.69	3,600.00	1,647.50	3,600.00
PENSION	23,608.62	44,320.56	61,800.00	15,517.29	61,800.00
UNEMPLOYMENT INSURANCE	-	-	12,000.00	-	12,000.00
WORKER'S COMPENSATION	2,875.86	5,903.00	12,000.00	2,482.39	12,000.00
HRA DEDUCTIBLE	1,465.26	230.76	10,000.00	-	10,000.00
ZONING BOARD STIPEND	2,175.00	1,700.00	5,250.00	-	4,100.00
PROFESSIONAL FEES	70,000.00	16,760.00	75,000.00	-	15,000.00
TECHNICAL SERVICES	-	-	-	-	5,500.00
SOFTWARE	-	-	-	-	7,000.00
MAINTENANCE AGREEMENTS	3,111.43	57.16	1,500.00	-	-
AUTO & TRUCK REPAIR	-	-	-	-	400.00
RENTAL OF EQUIP & VEHICLE	-	-	-	-	-
COPIER RENTAL	-	781.02	525.00	306.96	1,000.00
TELECOMMUNICATIONS	185.07	-	-	-	-
ADVERTISEMENT	3,957.00	3,634.00	3,000.00	100.00	4,000.00
PRINTING & BINDING	276.45	4,103.34	1,500.00	37.92	4,000.00
TRAVEL	-	6,927.16	3,500.00	143.00	4,500.00
ZONING ADVISORY BOARD TRAVEL	-	-	1,500.00	-	-
DUES & FEES	775.00	236.00	1,300.00	46.00	775.00
EDUCATION & TRAINING	-	2,543.93	2,100.00	-	3,500.00
ZONING ADVISORY BD ED & TRAINING	950.00	-	1,050.00	-	400.00
POSTAGE	422.81	698.11	750.00	94.24	500.00
SUPPLIES & MATERIALS	3,252.12	3,732.50	2,500.00	995.29	3,500.00
ENERGY-GASOLINE/DIESEL	-	-	1,050.00	-	1,000.00
SMALL EQUIPMENT - NON-CAPITAL	2,092.97	-	750.00	-	750.00
HOSPITALITY/FOOD/BEVERAGE	283.87	261.66	630.00	-	300.00
HISTORIC PRESERVATION COMMITTEE	97.00	-	-	-	-
UNIFORMS	360.51	396.78	840.00	66.47	400.00
FURNITURE & FIXTURES	-	-	-	-	-
Total	371,985.46	530,944.58	661,842.59	169,591.24	615,722.59

Questions?
Please contact:

Fred Gardiner, AICP
Stockbridge Community Development
Randerson@cityofstockbridge-ga.gov

Stockbridge
Where Community Connects

STOCKBRIDGE POLICE

EST. 2021 GEORGIA

FY2024 Budget Presentation

Chief Frank Trammer

Stockbridge

CITY OF STOCKBRIDGE

STRATEGIC PLAN

2022-2026

Strategic Plan

Police: Enhance and Improve Public Safety and Aesthetics

- Implement a geographic policing model to improve community relations and expand problem-solving partnerships between officers and members of our community
- Employ an intelligence-led policing strategy by utilizing crime analysis and modern technology to proactively solve and prevent crime
- Expand the capacity of Code Enforcement to forwardly address quality of life issues and improve the aesthetics of our community
- Implement four diverse community policing programs that builds trust, improves relationships, and enhances community safety
- Establish frameworks for consistent, ongoing communication between the Department and the community to keep citizens engaged and informed
- Evaluate and provide acceptable staffing related to annexation to ensure the delivery of responsive and effective law enforcement services that address community safety priorities
- Provide high quality and effective training, education, and development programs annually that keep the agency on the forefront of policing best practices

City of Stockbridge Strategic Plan

Police Department

- Develop specialized police units (criminal intelligence, crime suppression, special investigations, narcotics, and traffic) to enhance the department's capacity to independently provide expert services to our community.
- Employ a program to strategically deploy public safety cameras throughout the city to deter and solve crime
- Implement policing best practices and model policies by obtaining the Excellence in Policing Certification, State Certification, and National Accreditation
- Pursue use of sustainable smart/energy renewable police fleet

City of Stockbridge Strategic Plan



Department Organization

City of Stockbridge Police Department
Organizational Chart
PROPOSED August 10, 2023

Total Full-Time Sworn	62
Total Full-Time Civilian	9
Total Part-Time	4
Total Full Time Employees	71

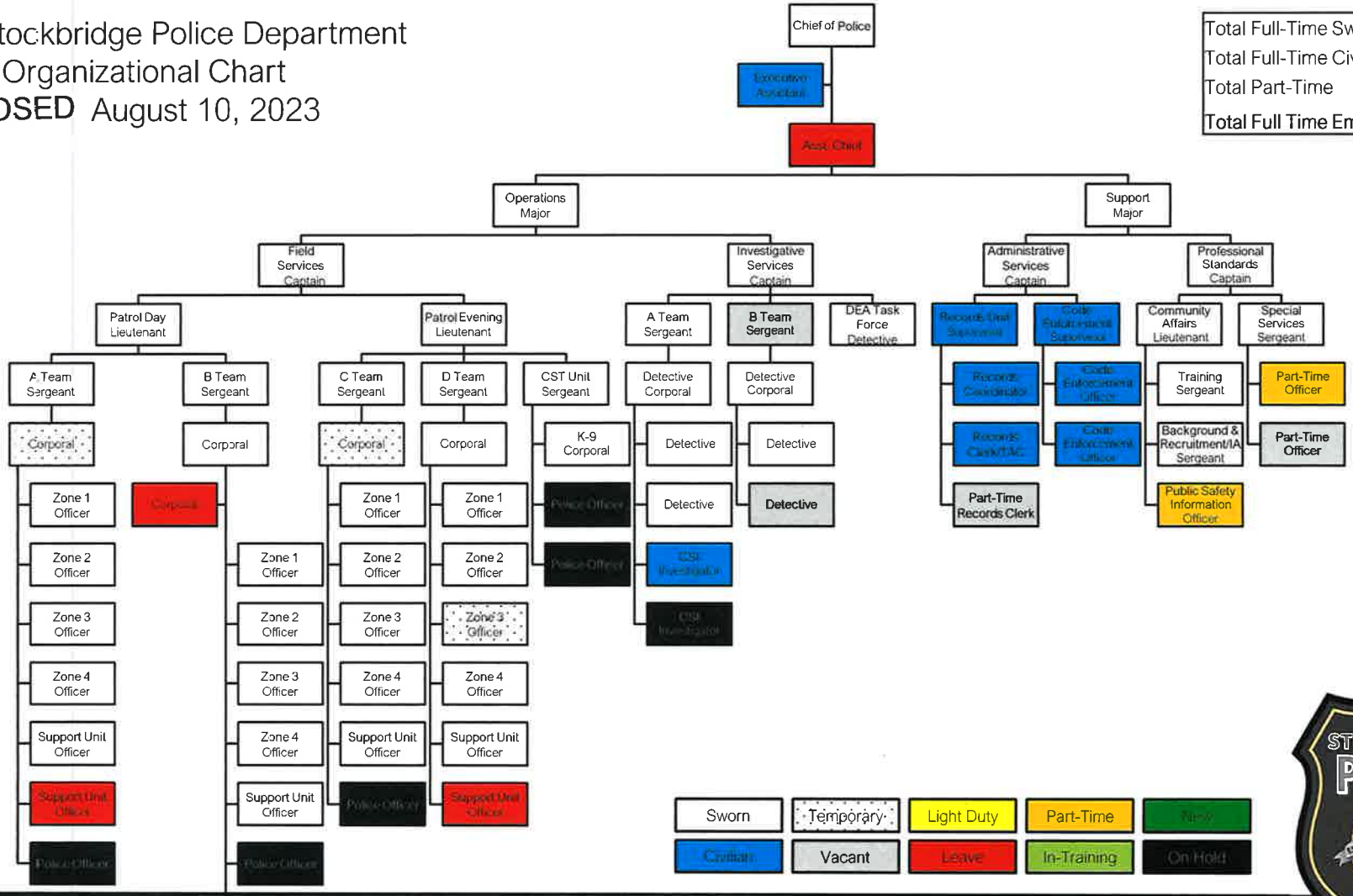



Staffing Needs

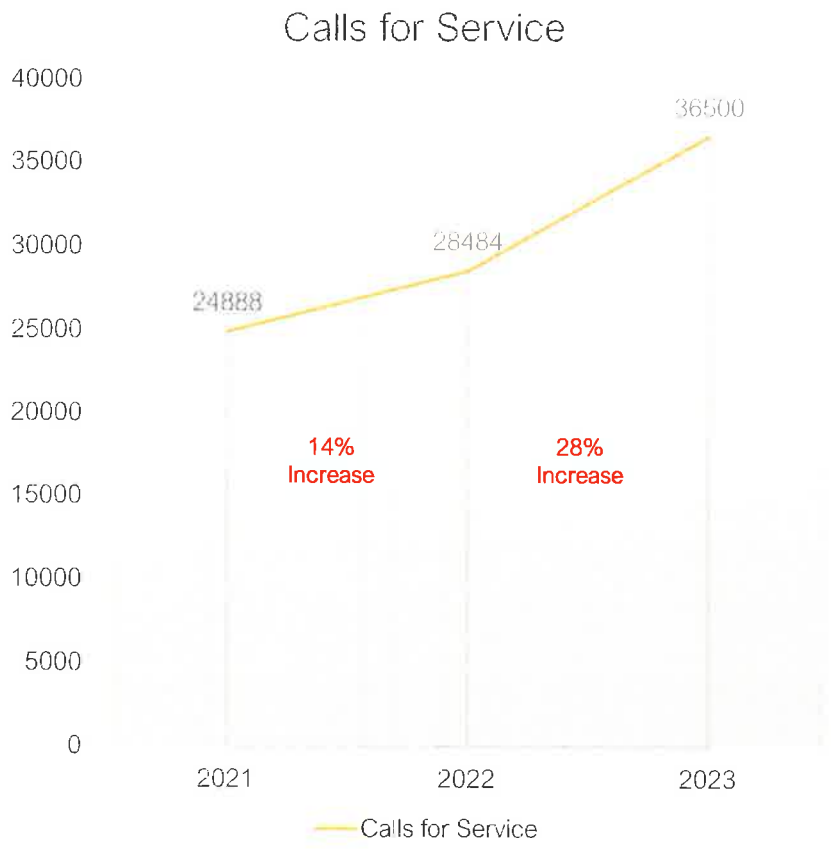

Increase in Calls for Service

We have experienced a 14% increase in calls for service between 2021 and 2022.

We are projecting a 28% increase in calls for service from 2022 through 2023.

This increase in call volume reflects the growing needs and demands of our community.

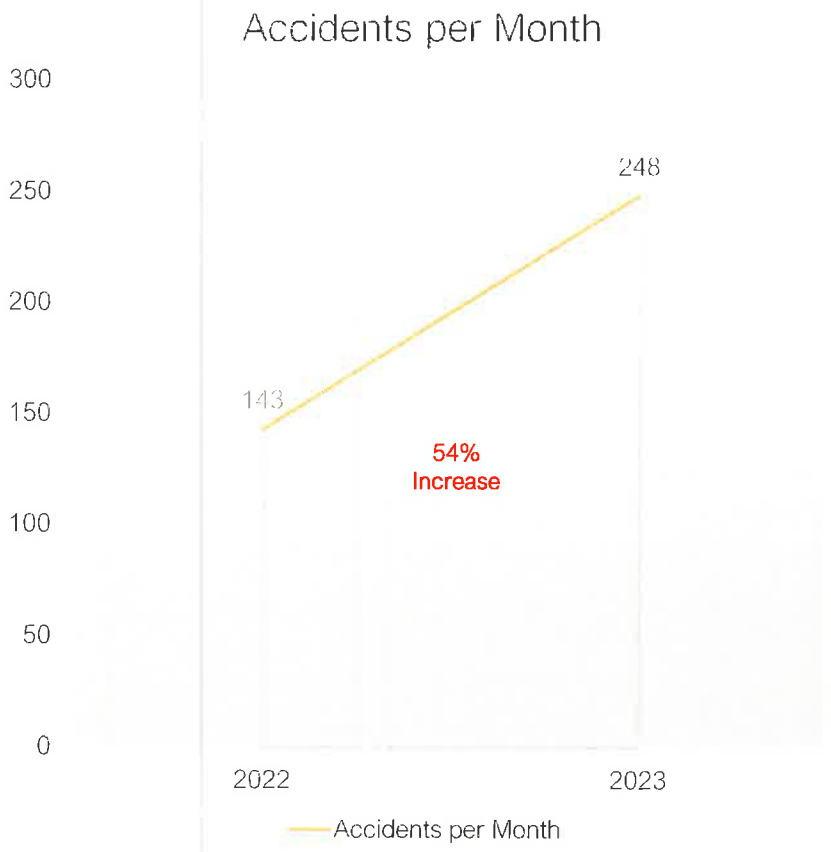

Increase in Auto Accidents

We have experienced a 54% increase in auto accidents responded to as a result of annexation, particularly due to the addition of I-75 to our jurisdiction.

This increase in auto accidents has impacted our resources and time available for proactive community policing initiatives.

Police Staffing Comparison

City	Population	Officers	Calls For Service	Citizen to Officer Ratio
Griffin	23430	79	22456	1:297
McDonough	30356	65	19500	1:467
Lawrenceville	30516	85	20007	1:359
LaGrange	31551	93	30401	1:339
Duluth	31864	70	14884	1:455
Kennesaw	33049	72	9975	1:459
Statesboro	33999	80	42000	1:425
Dalton	34804	78	21588	1:446
Douglasville	35561	97	33701	1:366
Stockbridge	35763	62	*36500	1:577
Chamblee	36245	81	34305	1:448
Peachtree City	38818	70	12599	1:555

Workload Based Calculation

1. Examine Calls for Service- **36,500**
2. Estimate Time Consumed on Calls- *(36,500 x .75)* = **27,375**
3. Calculate Shift Relief Factor- **1.84**
4. Establish Performance Objectives- **40%**
5. Calculate Staffing Estimates-

27,375/.60 = 45,625 total yearly officer hours

45,625/2184 (officer available hours- 84hrs bi-weekly x 26 weeks = 20.89 (21 officers)

20.89 x 1.84 (relief factor) = 38.44 (39 officers)

39/7 (1:7 officer to supervisor ratio) = 5.49 x 1.84 = 10.10 (11 supervisors)

Total Patrol Personnel= 50

50 + 40% (60/40 ratio of patrol vs. support personnel)= 70 (70 sworn officers)

Recommended Sworn Staffing

62

70

Current Staffing

8

Needed Staffing

* Does not include estimates for civilian support

Workload Based Calculation- Administrative Personnel

Job Task	Average Per Day	Time Estimate Per Task	Total Time Per Day
Phone Calls/Walk-Ins	68	6.5 min.	442 min.
Open Record Requests	24	35.5 min.	852 min.
Report Validations	60	7.5 min.	450 min
Citation Processing	17	5 min.	85 min.
Total All Tasks			30.48 hours

* The tasks represented in this table are not exhaustive of all job task responsibilities.

Recommended Staffing-
Records Personnel



Other Personnel Needs

(2) FULL-TIME CODE ENFORCEMENT OFFICERS- $43,385 TO $52,889

Expand Capacity of Code Enforcement – Police

- Conduct a comprehensive review of current code enforcement practices to identify areas for improvement and prioritize key issues that require immediate attention by end of Q2 2023.
- Develop a system for tracking and monitoring code enforcement efforts, including the number of violations identified, corrective actions taken, and the impact on community aesthetics by end of Q4 2023.
- Increase the number of code enforcement officers to provide more comprehensive coverage across the community and provide additional training to ensure they are equipped to handle a wider range of issues by end of Q1 2024.
- Enhance public outreach efforts to improve communication with residents, businesses, and other stakeholders about code enforcement policies, procedures, and best practices by Q1 2025.

Other Personnel Needs

- (1) CRIME ANALYST- $55,323 TO $81,397
- (1) PROPERTY & EVIDENCE - $47,590 TO $55,590
- (1) ACCREDITATION MANAGER- $62,965 TO $80,823
- (1) FINANCE MANAGER- $62,825 TO $76,824

CALEA

City of Stockbridge Police Department
Organizational Chart
PROPOSED August 10, 2023

Total Full-Time Sworn	70
Total Full-Time Civilian	16
Total Part-Time	4
Total Full Time Employees	**86**

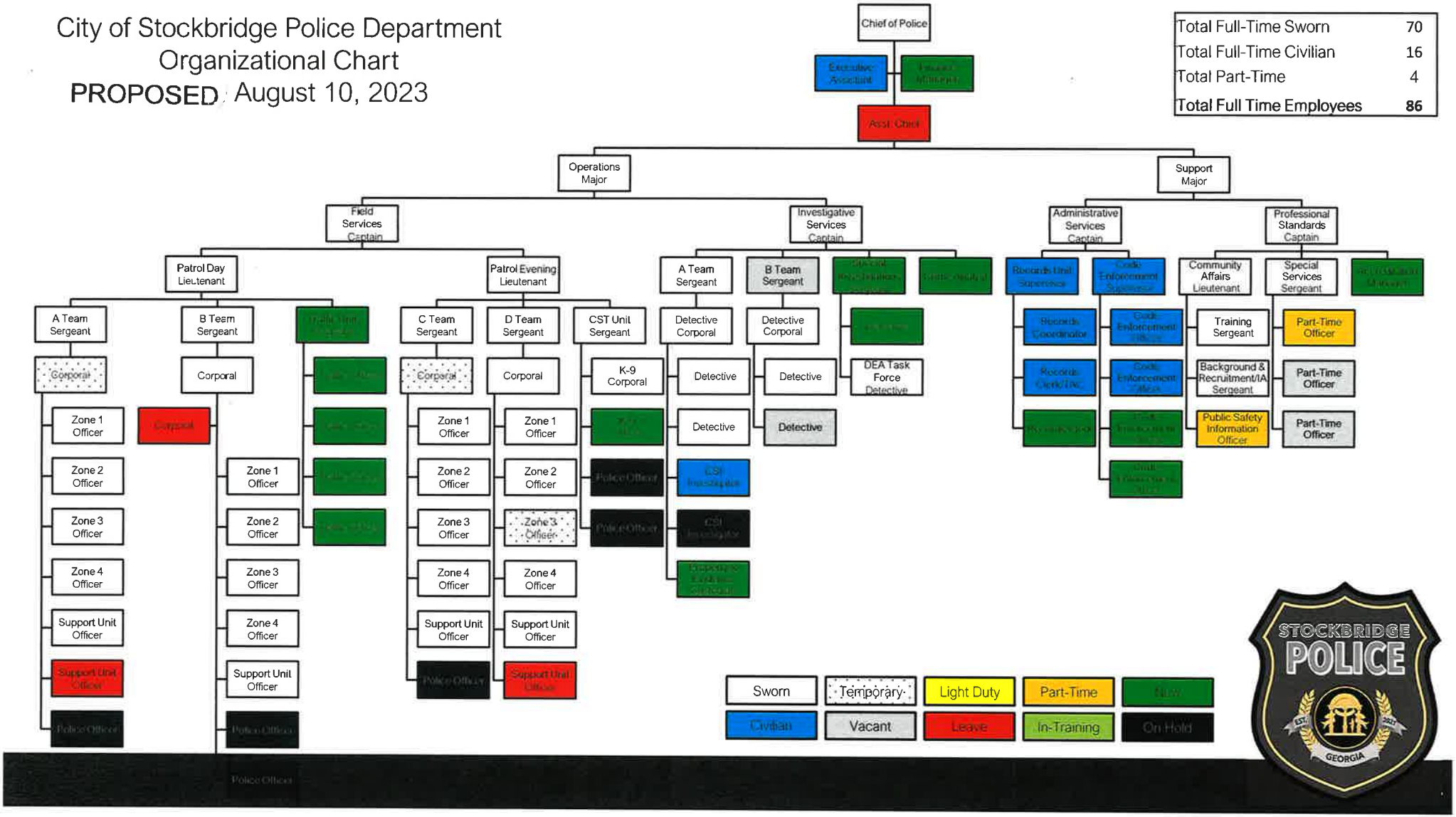

Position Cost Breakdown

	Position	Position MPR	
1	Police Officer	$	66,500.00
2	Police Officer	$	66,500.00
3	Police Officer	$	66,500.00
4	Police Officer	$	66,500.00
5	Police Officer	$	66,500.00
6	Police Officer	$	66,500.00
7	Police Officer	$	66,500.00
8	Police Officer	$	66,500.00
9	Crime Analyst	$	68,360.00
10	Finance Manager	$	69,825.00
11	Property & Evidence Custodian	$	47,590.00
12	Records Clerk	$	46,051.00
13	Code Officer	$	48,137.00
14	Code Officer	$	48,137.00
15	Accredidation Manager	$	71,894.00
	Total	**$**	**931,994.00**



Optimizing FY2024 Salaries

With a budget of approximately $200,000 available for salaries, two options emerge. We can hire 3 more police officers from the required 8 or explore an alternative approach. By considering 4 public safety officers, we address the same staffing needs while maximizing budget efficiency.

The Atlanta Journal-Constitution

The Dancer Atlanta Braves Opinion Sports Local News

Stay informed on topics that matter to you. Get 3 months for 99¢!

Marietta ambassadors help reduce police response times

Caption

Public Safety Officer Program



What Do They Do?

Handle every call that does not require a police officer

- Traffic Direction & Control
- Non-Criminal Reporting
- Minor Crimes where suspects are not present
- Private-Property Accidents
- Crime Scene Processing
- Motorist Assists
- Parking Enforcement
- Business/Neighborhood Checks
- Property Retrieval
- Community Outreach
- Eyes & Ears at Special Events

Advantages

- ✓Less Cost- Salaries & Equipment
- ✓Easier to Hire
- ✓Less Time Required to Train
- ✓Reduced Response Times
- ✓Allows Officers to Focus on True Emergency Calls
- ✓Serves as a Recruiting Pipeline for Future Police Officers
- ✓Community Engagement

Police Officer vs. Public Safety Officer Cost Comparison

	Position Type	
	Police Officer	Public Safety Officer
1	$ 66,500.00	$ 55,000.00
2	$ 66,500.00	$ 40,000.00
3	$ 66,500.00	$ 40,000.00
4	$ -	$ 40,000.00
	$ 199,500.00	$ 175,000.00

City of Stockbridge Police Department
Organizational Chart
Effective August 10, 2023

Total Full-Time Sworn	62
Total Full-Time Civilian	9
Total Part-Time	4
Total Full Time Employees	**71**

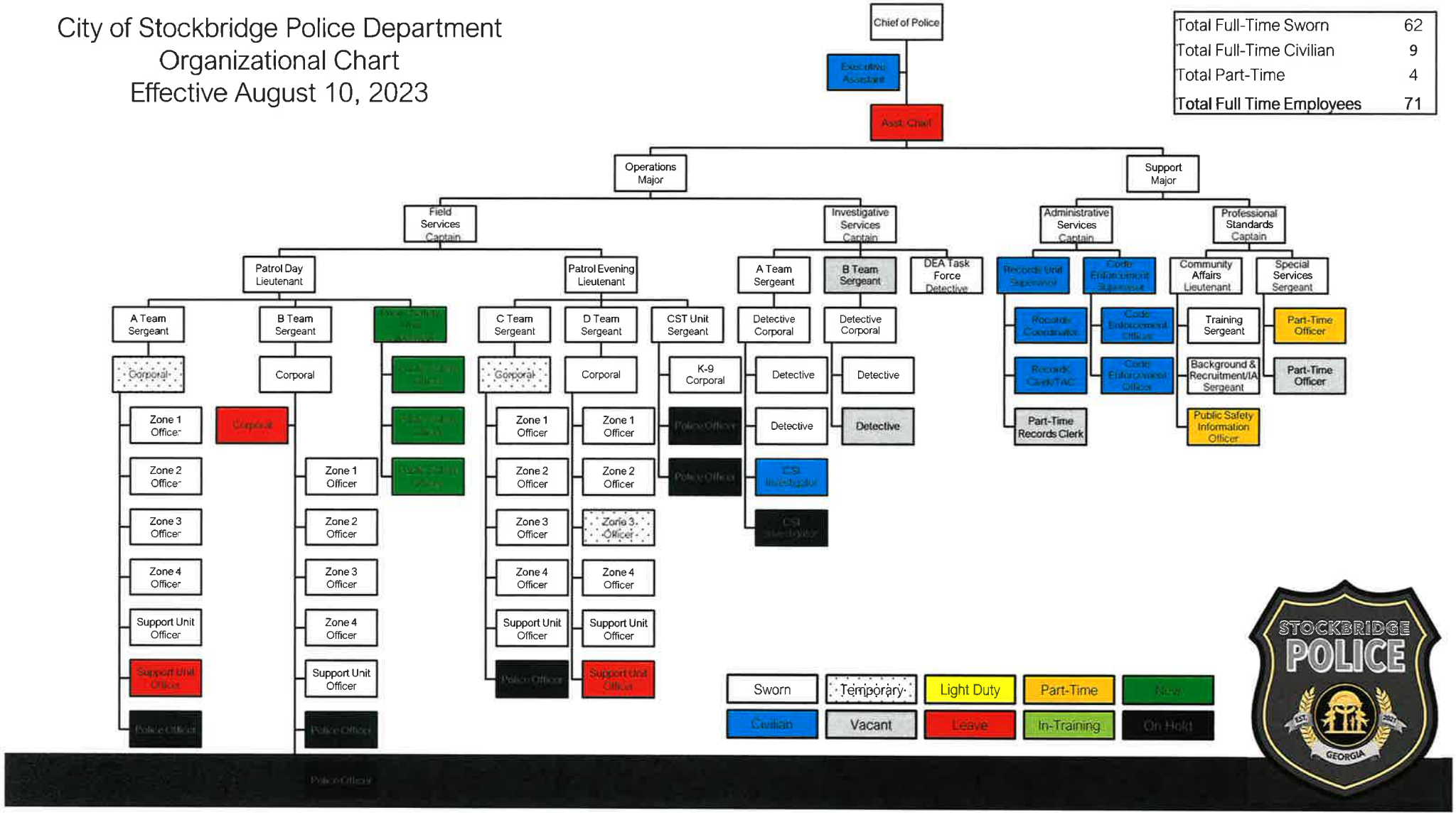

Budget

Regular Employee Salaries

	FY 21	FY 22	FY 23	FY 24
Code Enforcement			$148,901.96	$155,717.00
New Position(s)				$199,500.00
COPS Grant			$454,389.00	$480,516.00
Police Salaries	$64,388.55	$2,701,530.90	$4,000,449.60	$4,040,279.03

Personnel Services Budget

ACCOUNT NUMBER	ACCOUNT DESCRIPTION	FY 2022 ACTUAL	FY 2023 BUDGET	FY 2023 YTD ACTUAL	FY 2024 PROPOSED EXPENDITURES	DIFFERENCE
100-32100-511100	REGULAR EMPL. SALARIES	2,701,530.90	4,000,449.60	2,205,084.50	4,876,012.03	875,562.43
100-32100-511200	TEMPORARY EMPLOYEES	64,317.55	109,000.00	48,080.99	91,000.00	(18,000.00)
100-32100-511300	OVERTIME	72,585.25	175,000.00	95,094.77	140,000.00	(35,000.00)
100-32100-512100	GRP INSRNC MEDICAL/DENTAL	793,284.95	794,711.71	838,890.93	1,442,650.00	647,938.29
100-32100-512110	GROUP INSURANCE LIFE	7,905.92	22,800.00	8,911.19	18,150.00	(4,650.00)
100-32100-512111	GROUP INSURANCE VISION	3,346.09	6,000.00	3,824.34	7,800.00	1,800.00
100-32100-512200	MEDICARE 1.45%	40,544.76	60,000.00	33,399.74	62,000.00	2,000.00
100-32100-512400	PENSION	-	-	54,925.71	111,500.00	111,500.00
100-32100-512700	WORKER'S COMPENSATION	1,590.74	59,000.00	104,977.30	73,700.00	14,700.00

Operating Budget

ACCOUNT NUMBER	ACCOUNT DESCRIPTION	FY 2022 ACTUAL	FY 2023 BUDGET	FY 2023 YTD ACTUAL	FY 2024 PROPOSED EXPENDITURES	DIFFERENCE
100-32100-521201	PROFESSIONAL FEES	26,018.31	8,000.00	1,939.39	4,500.00	(3,500.00)
100-32100-522200	REPAIRS & MAINTENANCE	2,151.24	5,000.00	736.52	12,500.00	7,500.00
100-32100-522210	MAINTENANCE AGREEMENTS	27.51	-	1,889.76	41,000.00	41,000.00
100-32100-522250	AUTO & TRUCK REPAIR	14,299.60	43,000.00	23,536.25	43,000.00	-
100-32100-522320	RENTAL OF EQUIP & VEHICLE	-	5,000.00	-	4,000.00	(1,000.00)
100-32100-522341	COPIER RENTAL	1,673.74	5,000.00	2,922.78	5,100.00	100.00
100-32100-523110	LIABILITY INSURANCE	1,149.75	15,000.00	-	15,000.00	-
100-32100-523220	GEORGIA TECHNOLOGY AUTH.	151.36	160.00	222.60	325.00	165.00
100-32100-523400	PRINTING & BINDING	-	1,500.00	5.49	550.00	(950.00)
100-32100-523500	TRAVEL	9,683.39	30,750.00	9,370.26	30,750.00	-
100-32100-523600	DUES & FEES	2,597.50	10,000.00	5,244.92	6,500.00	(3,500.00)
100-32100-523700	EDUCATION & TRAINING	5,242.60	85,000.00	60,672.22	85,000.00	-
100-32100-523800	LICENSES	3,756.00	-	-	2,500.00	2,500.00
100-32100-523855	CONTRACT SERVICES	3,257.07	10,000.00	3,500.00	10,000.00	-
100-32100-523860	P O SALARIES - EXTRA DUTY	21,920.00	34,000.00	-	68,000.00	34,000.00
100-32100-523862	P O Salaries Parks	18,360.00	-	-	-	-
100-32100-523864	P O Salaries Film	-	-	-	-	-

Operating Budget

ACCOUNT NUMBER	ACCOUNT DESCRIPTION	FY 2022 ACTUAL	FY 2023 BUDGET	FY 2023 YTD ACTUAL	FY 2024 PROPOSED EXPENDITURES	DIFFERENCE
100-32100-523929	PRE-EMPLOYMENT SCREENING	50,504.48	7,000.00	2,538.10	7,000.00	-
100-32100-523930	DRUG TESTING, VACCINES	8,085.00	3,500.00	1,755.00	4,000.00	500.00
100-32100-523940	POSTAGE	392.69	1,000.00	662.58	1,000.00	-
100-32100-531105	PROTECTIVE EQUIPMENT	5,024.00	-	-	-	-
100-32100-531110	COMPUTER EXPENSE	2,927.50	-	-	-	-
100-32100-531130	OFFICE SUPPLIES	20,662.33	15,000.00	11,042.16	10,000.00	(5,000.00)
100-32100-531140	SUPPLIES & MATERIALS	26,657.96	42,000.00	25,477.05	42,000.00	-
100-32100-531211	NTRL GAS, 4545 MUNI COURT	2,994.53	3,500.00	2,655.73	3,900.00	400.00
100-32100-531222	GA POWER ELECTRICITY	12,110.25	20,000.00	9,734.79	12,300.00	(7,700.00)
100-32100-531270	ENERGY-GASOLINE/DIESEL	121,684.95	175,000.00	109,942.67	175,000.00	-
100-32100-531290	CABLE	-	1,920.00	-	1,920.00	-
100-32100-531600	SMALL EQUIPMENT	67,616.97	90,000.00	3,387.62	45,000.00	(45,000.00)
100-32100-531700	MISCELLANEOUS EXPENSE	13,436.23	15,000.00	7,199.51	15,000.00	-
100-32100-531701	HOSPITAL/FOOD/BEVERAGE	-	6,000.00	5,575.27	6,000.00	-

Operating Budget

ACCOUNT NUMBER	ACCOUNT DESCRIPTION	FY 2022 ACTUAL	FY 2023 BUDGET	FY 2023 YTD ACTUAL	FY 2024 PROPOSED EXPENDITURES	DIFFERENCE
100-32100-531725	PROMOTIONAL ITEMS	10,486.74	18,000.00	5,251.60	10,000.00	(8,000.00)
100-32100-531740	TIRE EXPENSE	6,909.97	6,000.00	3,679.97	6,000.00	-
100-32100-531750	UNIFORMS	251,904.35	83,290.00	50,820.20	50,000.00	(33,290.00)
100-32100-531780	COMMUNITY DONATIONS - POLICE	10,093.96	-	263.12	-	-
100-32100-542200	VEHICLES	-	-	-	125,000.00	125,000.00
100-32100-542300	FURNITURE & FIXTURES	2,196.35	5,000.00	850.03	5,000.00	-
100-32100-542400	COMPUTER SOFTWARE	-	120,300.00	97,549.18	131,342.97	11,042.97
100-32100-542500	EQUIPMENT	26,277.88	25,000.00	220.00	435,000.00	410,000.00
100-32100-573008	P. O. A&B FUND	-	16,000.00	2,215.00	16,000.00	-
100-32100-573013	LEGAL DEFENSE FUND	-	7,000.00	6,856.00	7,000.00	-

Capital Budget

Capital Projects	2024	2025	2026	2027	2028	5 Year Total
Vehicles	$125,000	$ -	$ 748,000.00	$ 3,740,000.00	$ 972,400.00	
Exterior Car Port-Storage Building	$ 60,000	$ 60,000				
Gate Repairs	$ 50,000	$50,000				
PD Roof Replacement	$ 70,000	$ -				
Flock Cameras	$ 50,000	$ 43,750				
Technology Trailer	$ 80,000	$ -				
City Wide Surveillance Cameras	$ 125,000	$ 125,000				
	$ 560,000	$ 278,750	$ 750,026.00	$ 3,742,027.00	$ 974,428.00	$ 6,328,030.00

Opportunities

Grants

Grantor	Grant Type	Awarded Amount	Pending Amount
U.S. DOJ COPS Hiring Program	Hiring of Officers	$ 1,250,000	$ -
U.S. DOJ COPS	Law Enforcement Mental Health and Wellness Act	$ 175,000	$ -
Byrnes Justice Assistance Grant	Law Enforcement Mental Health and Wellness	$ 164,770	$ -
Bureau of Justice Administration	Bulletproof Vest Partnership	$ 22,400	$ -
Bureau of Justice Administration	Bulletproof Vest Partnership	$ 22,400	$ 22,961
GA Criminal Justice Coordinating Council	Use of Force/De-escalation Training	$ 17,795	$ -
Governor's Office of Planning and Budget	Violent Crime Prevention Grant	$ 905,575	$ -
Walmart	Shop with a Cop	$ 10,000	$ -
GA Department of Behavioral Health	Co-Responder Grant	$ 145,993	$ -
Governor's Office of Highway Safety	HEAT Grant	$ 50,418	$ -
Governor's Office of Highway Safety	HEAT Grant	$	$ 375,000
US DOJ COPS	Accreditation Grant	$ -	$ 160,000
US DOJ Bureau of Justice Administration	Violent Crime Reduction Grant	$ -	$ 300,000
US DOJ COPS	Youth Violent Crime reduction Programs	$ -	$ 125,000
Total		**$ 2,764,351**	**$ 982,961**

Implementing Speed Detection Cameras

A 24-hour speed study in Stockbridge school zones revealed over 1000 violations per day.

This high number of violations poses a significant risk to the safety of students, staff, and other community members.

Estimated $950K in annual fines

Speed cameras installed near Stockbridge schools

The cameras will operate one hour before and one hour after school hours during the week.

Implementing DEA Task Force Position

We added a task force officer to the DEA HIDTA Task Force.

This position will provide us with access to resources for drug investigations and will allow the city to participate in the US DOJ equitable sharing program for drug seizures.

DEA pays for officer's overtime and provides a $500 monthly vehicle stipend.

Estimated $150-250K annual in forfeitures

Implementing Police Foundation

Senate Bill 361 enables state income tax credits for donations to local law enforcement foundations.

Tax credits capped at $5,000 per individual ($10,000 per married couple).

Corporations can receive tax credits of 75% of tax liability, up to 3 million dollars.

Funds allocated by police and sheriffs' offices for bonus pay and departmental enhancements.

Allocation restrictions: Cannot be used for hiring additional police officers.

The Atlanta Journal-Constitution

Georgia Politics AJC Peachtree Road Race Opinion Sports AJC Live EPaper New

Stay informed and know what's really going on. Subscribe for 99¢.

Kemp signs $75 million in tax breaks for people who donate to police

Implementing Police K-9 Unit

✓**Enhanced Drug Detection:** K-9 units provide unparalleled accuracy in detecting illegal substances, contributing to more effective drug enforcement efforts.

✓**Swift Search and Rescue:** Highly trained K-9 teams can locate missing persons and aid in search and rescue missions, minimizing response time.

✓**Improved Public Relations:** K-9 officers often foster positive community interactions during demonstrations and public events, bolstering community trust.

✓**Heightened Seizures:** Incorporating K-9 units may lead to increased seizures, estimated at **$200,000** annually, directly impacting funding.

Challenges

Inadequate Resources

Our department currently has inadequate resources to engage in community policing.

We are operating with the same 52 officers pre-annexation, despite the significant increase in calls for service and the addition of new responsibilities. We have hired all the grant funded positions, however, they will not be fully patrol ready until late spring, early summer.

Based upon workload-based staffing models, it is projected the Stockbridge Police Department will need 70 sworn officers to meet the demands for community policing.

This staffing level will allow us to engage in proactive community policing initiatives, enhance public safety, and build stronger relationships with our community.

We are, however, committed to finding innovative strategies to address this issue and continue to build strong relationships with our community.

Inability to Provide Specialized Services

Our department currently does not have the capacity to handle our own drug and vice investigations.

We rely on HCPD to provide this service, which has resulted in a 78% decrease in drug and narcotics investigations in our city.

Drug and vice investigations are critical for law enforcement agencies and other organizations that serve the public.

By conducting effective drug and vice investigations, we can prevent drug-related crimes, enhance public safety, and provide valuable resources and services to our community.

Inability to Provide Specialized Services

Our department currently does not have the capacity from a personnel standpoint to work our own serious injury and fatality accidents.

We rely on ~~Henry County PD~~ *Georgia State Patrol* to provide this service, which has impacted our ability to provide timely and effective services to our community.

We are exploring the possibility of establishing a traffic unit that will allow us to handle our own serious injury and fatality accidents and increase our proactive enforcement of traffic laws.



STOCKBRIDGE REQUEST FOR ASSISTANCE STATISTICS

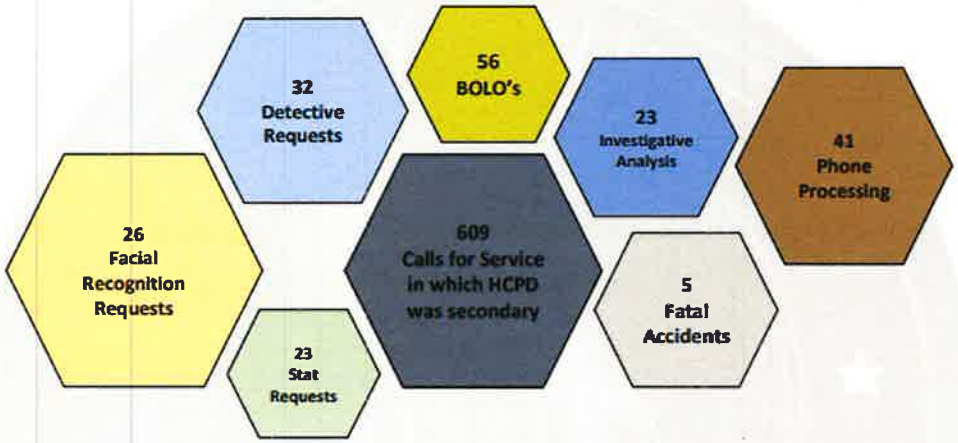

CALLS FOR SERVICE

(SPD WAS PRIMARY, HCPD WAS SECONDARY)

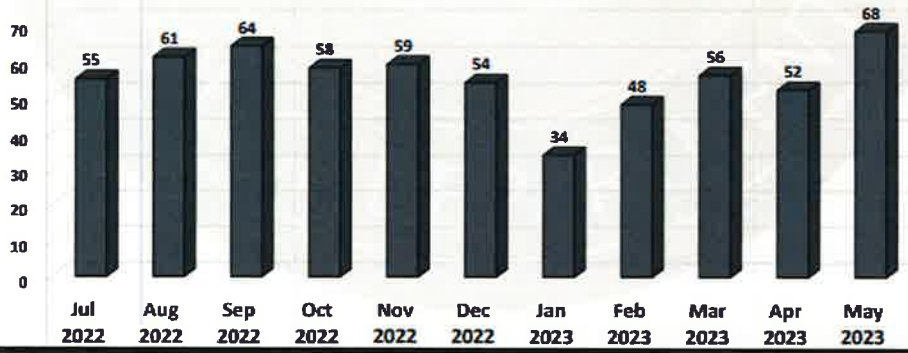

Collaboration Challenges

SPD Requests for Assistance Report

HCPD ANNUAL COSTS FOR SPECIALIZED EQUIPMENT

- Clearview Cost $19,857
- Cellebrite Premium $49,999
- Cellebrite Physical Analyzer $4,880
- Graykey Advanced $30,795

No cost for use of the Firing Range from 7/1/22 to 7/1/23 per MOU Resolution #22-165

ESTIMATED HOURS USED FOR REQUEST FOR ASSISTANCE

Categories	Time Per Request	Total Request	Total Hours	Total Cost
Phone Processing	8 hr	41	328	$8,849.44
Bolo's	5 min	56	4.5	$106.02
Detective Request	10 min	32	5.4	$127.22
Investigative Analysis	2 hr	23	46	$1,083.76
Facial Recognition Request	30 min	26	13	$306.28
Calls for Service Assist	15 min	609	152.25	$3,793.16
Stat Request	4 hr	23	92	$2,310.12
Fatal Accidents	70 hr	5	350	$9,534.00
SOD (Entering Auto Detail)			71	$1,934.04
CID (Fingerprint Analysis)	6 hr	32	192	$4,821.12
CID (Evidence Drying)			144	$3,615.84
Tyler Mobile Training			27	$806.76
Records Training			200	$3,580.00
Est. Hours Spent		847	1625.15	$40,867.76

*PERSONNEL HOURS ARE BASED ON THE AVERAGE TIMES TO COMPLETE THE REQUEST

Collaboration Challenges

CNN

'We need them desperately': US police departments struggle with critical staffing shortages

By Ryan Young, Devon M. Sayers and Fay Sanchez, CNN

Updated 12:59 AM ET, Wed July 20, 2022

US police departments are coping with staffing shortages and struggling to fill their ranks.

Hiring Challenges

SPD Police Officer Applications

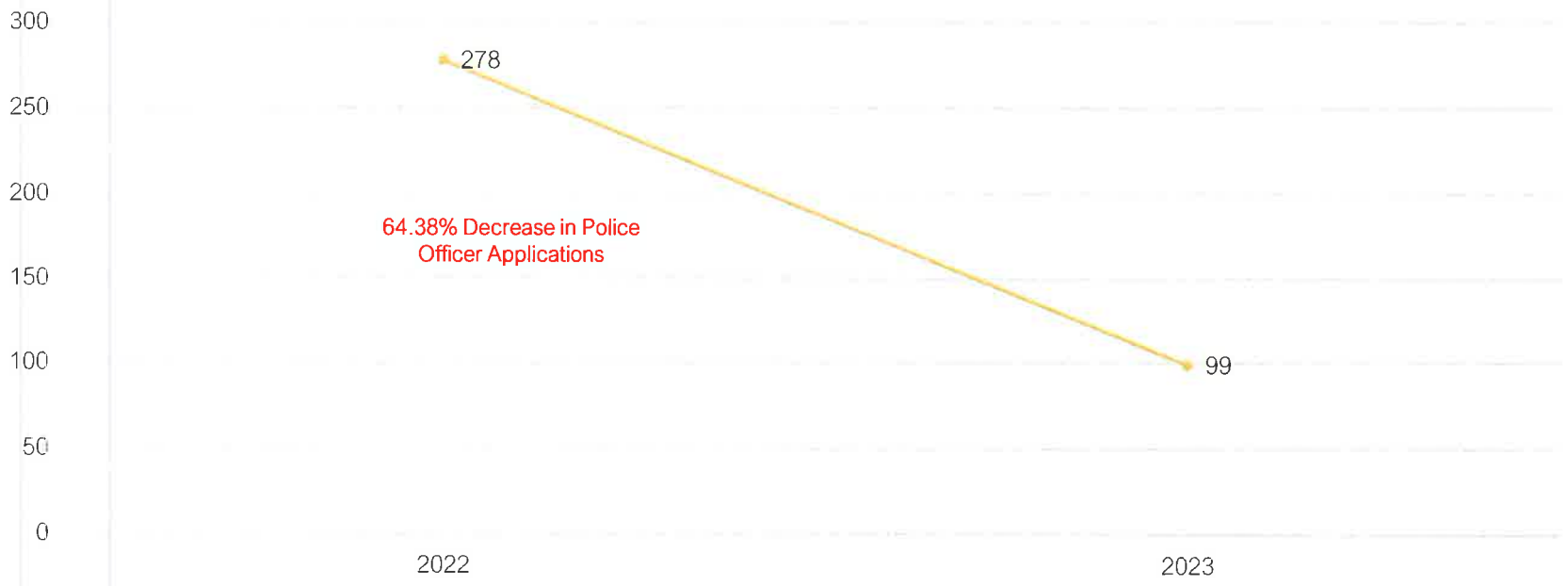

The Jobs People Aren't Applying to Anymore

The biggest application drops

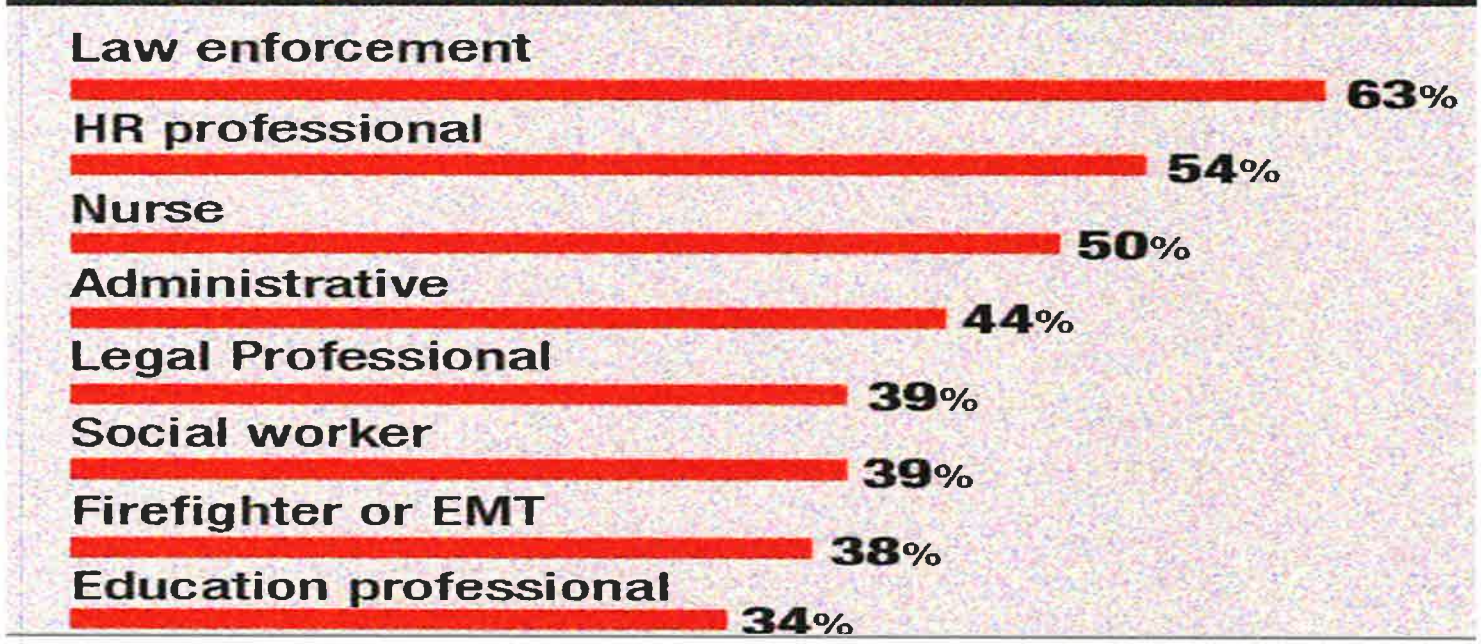

- Law enforcement is the biggest group driving resignations and retirements.
- A PERF workforce survey conducted in May 2021 found a **45% increase** in the number of police officers who resigned or retired in the U.S. compared to 2019.
- Turnover rates also increased significantly—by **27.5 % (13% to 18%)**





Remaining Competitive for Law Enforcement Officer Positions

- Competitive Salaries & Benefits
- Training & Equipment
- Opportunities for Growth & Development
- Hiring Bonuses
- Recruitment/Referral Bonuses
- Retention Bonuses
- Housing Allowance
- College Tuition Reimbursement

Stockbridge Police Pay Scale

Police Officer- 109	$49,375	$50,363	$51,370	$52,397	$53,445	$54,514	$55,604	$56,716	$57,851	$59,008
Associates or Equivalent	$51,350	$52,377	$53,425	$54,493	$55,583	$56,695	$57,828	$58,985	$60,165	$61,368
Bachelors or Equivalent	$53,404	$54,472	$55,562	$56,673	$57,806	$58,962	$60,142	$61,344	$62,571	$63,823
Masters or Equivalent	$55,540	$56,651	$57,784	$58,940	$60,118	$61,321	$62,547	$63,798	$65,074	$66,376
Sr Police Officer/Det.- 110	$52,720	$53,774	$54,850	$55,947	$57,066	$58,207	$59,371	$60,559	$61,770	$63,005
Associates or Equivalent	$54,829	$55,925	$57,044	$58,185	$59,348	$60,535	$61,746	$62,981	$64,241	$65,525
Bachelors or Equivalent	$57,022	$58,162	$59,326	$60,512	$61,722	$62,957	$64,216	$65,500	$66,810	$68,147
Masters or Equivalent	$59,303	$60,489	$61,699	$62,933	$64,191	$65,475	$66,785	$68,120	$69,483	$70,872
Officer/Det. 1st Class- 110	$54,302	$55,388	$56,496	$57,626	$58,778	$59,954	$61,153	$62,376	$63,623	$64,896
Associates or Equivalent	$56,474	$57,604	$58,756	$59,931	$61,129	$62,352	$63,599	$64,871	$66,168	$67,492
Bachelors or Equivalent	$58,733	$59,908	$61,106	$62,328	$63,575	$64,846	$66,143	$67,466	$68,815	$70,191
Masters or Equivalent	$61,082	$62,304	$63,550	$64,821	$66,118	$67,440	$68,789	$70,164	$71,568	$72,999

HENRY COUNTY POLICE DEPARTMENT

JOIN OUR TEAM

CERTIFIED POLICE OFFICER:

$5,000 SIGNING BONUS

Starting Pay- $53,482.28 ($25.71)

ADVANCED PAY FOR CERTIFIED OFFICERS WHO MEET YEARS OF EXPERIENCE & TRAINING REQUIREMENTS

Police Officer II- $56,156.39 ($27.00)

Police Officer III- $58,964.21 ($28.35)

SCHOOL RESOURCE OFFICER:

$5,000 SIGNING BONUS

Investigator I / SRO I- $61,912.42 ($29.77)

Investigator II / SRO II- $65,008.04 ($31.25)

HOW TO APPLY

Interested individuals are encouraged to apply online at:

Remaining Competitive

Department	Starting Officer Pay	Difference	% Difference	NOTES
McDonough	$42,980.00	-$6,395.00	-12.95%	10% shift differential
Hampton	$44,155.00	-$5,220.00	-10.57%	"Up to $64,095"
Jonesboro	$45,789.00	-$3,586.00	-7.26%	$4000 signing bonus
Forest Park PD	$46,680.00	-$2,695.00	-5.46%	$1000 signing bonus and $200 monthly housing allowance
Riverdale	$48,759.00	-$616.00	-1.25%	
Stockbridge	$49,375.00	$0.00	0.00%	
Fairburn	$49,500.00	$125.00	0.25%	
Griffin	$49,747.10	$372.10	0.75%	Converted from hourly to salary
Locust Grove	$49,893.00	$518.00	1.05%	
Newnan	$50,125.00	$750.00	1.52%	$5000 signing bonus
Rockdale SO	$50,321.70	$946.70	1.92%	Converted from hourly to salary
Union City	$50,613.00	$1,238.00	2.51%	
Douglas SO	$50,774.00	$1,399.00	2.83%	
Newton SO	$50,996.00	$1,621.00	3.28%	
Hapeville PD	$51,005.00	$1,630.00	3.30%	
Clayton County PD	$51,009.00	$1,634.00	3.31%	$2000 signing bonus
Clayton SO	$51,009.00	$1,634.00	3.31%	
South Fulton	$52,000.00	$2,625.00	5.32%	
Conyers	$52,548.00	$3,173.00	6.43%	4.5% pay on anniversary and shift differential
Atlanta	$52,865.00	$3,490.00	7.07%	
DeKalb SO	$53,040.00	$3,665.00	7.42%	
Decatur	$53,435.00	$4,060.00	8.22%	2.5% raise after 6 months additional 2.5% after 1 year, $3000 signing bonus
Henry Co PD	$53,482.00	$4,107.00	8.32%	$5000 signing bonus
College Park	$53,607.00	$4,232.00	8.57%	
DeKalb PD	$55,000.00	$5,625.00	11.39%	
East Point	$55,000.00	$5,625.00	11.39%	
Georgia Tech PD	$55,471.00	$6,096.00	12.35%	Converted from hourly to salary
Chamblee	$55,779.00	$6,404.00	12.97%	$2000 signing bonus and $800 housing allowance
Fayette SO	$56,382.00	$7,007.00	14.19%	
Coweta SO	$56,642.30	$7,267.30	14.72%	Converted from hourly to salary
Dunwoody	$56,970.00	$7,595.00	15.38%	
Peachtree City	$58,800.00	$9,425.00	19.09%	$6000 sign on bonus
Sandy Springs	$61,341.00	$11,966.00	24.23%	$6000 signing bonus



Remaining Competitive for Law Enforcement Officer Positions

- Competitive Salaries & Benefits
- Training & Equipment
- Opportunities for Growth & Development
- Hiring Bonuses
- Recruitment/Referral Bonuses
- **Retention Bonuses**
- Housing Allowance
- College Tuition Reimbursement

Stockbridge PD Turnover

The True Cost of Turnover

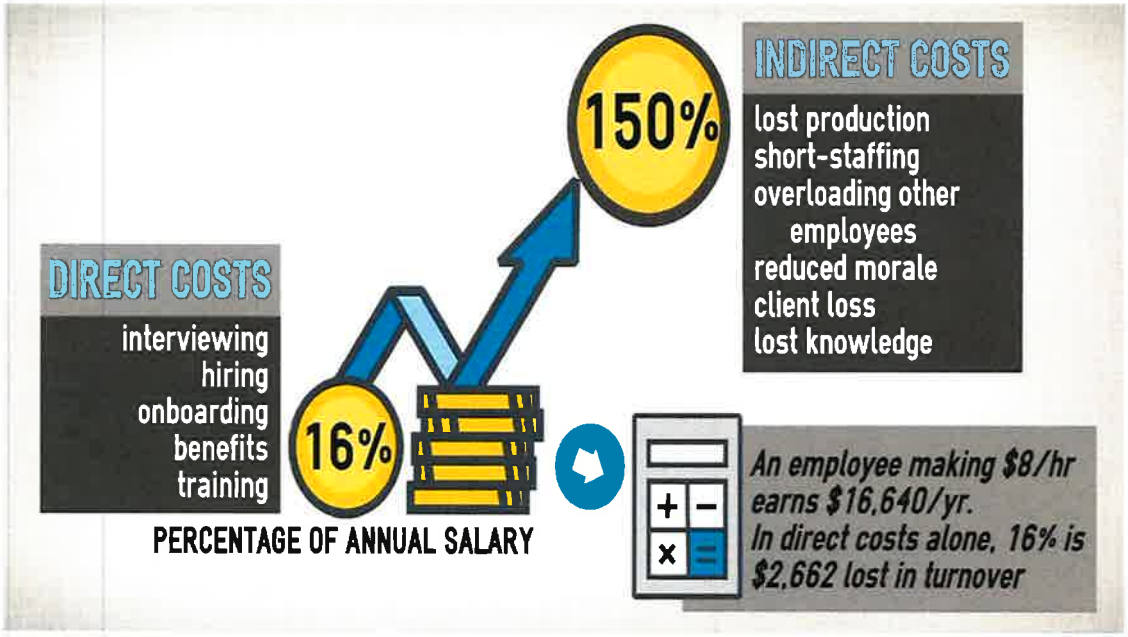

Officer Salary-	$55,000
Direct Costs-	$17,600
Indirect Cost-	$82,500
Total True Cost-	$100,100

Onboarding Timeline





Remaining Competitive for Law Enforcement Officer Positions

- Competitive Salaries & Benefits
- Training & Equipment
- Opportunities for Growth & Development
- Hiring Bonuses
- Recruitment/Referral Bonuses
- Retention Bonuses
- Housing Allowance
- College Tuition Reimbursement

Questions